

November 01, 2022

North Dakota High School Activities Association
Attn: Mr. Matthew Fetsch, Executive Director
350 2nd St. NW
Valley City, North Dakota 58072

Dear Mr. Matthew Fetsch and the NDHSAA Board of Directors,


On behalf of the focus group and over 114-member school districts in North Dakota, we are excited to present to you the official Three-Class Basketball Proposal and the signed letters of support from member schools.

This past March, a focus group was assembled with representatives from every region in North Dakota. The 12-member focus group includes coaches, teachers, activities directors, principals, and superintendents. Over the past eight months, our focus group created a plan based upon the overall best interests of North Dakota student-athletes competing in girls' and boys' basketball. Our plan concentrated on addressing three key issues; 1) competitive balance, 2) student participation, and 3) maintaining or increasing the number of basketball teams. From the beginning to end, the focus group encouraged, listened, and addressed feedback from stakeholders in communities across North Dakota. We are grateful for the opportunity to represent our member schools and their energy, enthusiasm, and support for a new Three-Class Basketball Proposal.

Following the NDHSAA Board of Directors Procedure for the Addition of a Classification in a Sport or Activity, the focus group is presenting to you the official Three-Class Basketball Plan along with the signed letters of support. This includes letters of support from a total of 80.5 schools with a basketball team or 65% of member schools. In addition, we would like to recognize that over 114 total school districts in North Dakota (or an estimated 74%) are in support of this Three-Class Basketball Plan, this does not include approximately 17 school districts undecided or neutral or 19 opposed.

On November 01, 2022, the focus group is formally presenting the Three-Class Basketball Plan to you and the NDHSAA Board of Directors on behalf of member schools. In accordance with the NDHSAA Procedure, this plan is submitted at least one calendar year prior to the beginning of the 2023-2024 basketball season. Thank you for receiving this proposal, we look forward to providing more information on this plan at a scheduled meeting of the NDHSAA Board of Directors. If you have any questions, please contact our focus group representative Mr. Mitch Carlson, Superintendent at LaMoure Public Schools. He may be reached at 701.883.5396 or email at mitch.carlson@k12.nd.us.

Sincerely,



Mr. Joshua Johnson, Co-Advisor
Superintendent, Valley City Public Schools



Mr. Mitch Carlson, Co-Advisor
Superintendent, LaMoure Public Schools

Enclosures

NDHSAA Board of Directors Procedure for the Addition of a Classification in a Sport or Activity

I. Sports/Activities that currently consist of one division

<u>Required Action</u>	<u>Responsible</u>
Formal Written Request/Completed Proposal (must be presented to the NDHSAA Board of Directors one year prior to the beginning of the proposed season)	Member School or NDHSAA Board of Director(s)
Completed Proposal shall include the following:	
<ol style="list-style-type: none">1. Document illustrating history of sport/activity to date2. Document indicating support from a minimum of 60% of member schools sponsoring the sport/activity (school list with administrator signatures required)3. Verification the sport/activity will include a minimum of twelve (12) Class A teams and twelve (12) Class B teams in accordance with Article II, Section III of the NDHSAA Constitution & By-Laws4. District and/or region alignments5. Document indicating calendar/postseason ramifications6. Identify a contact person(s)	
Post Season Finance Study	NDHSAA Staff
Report of Impact to Existing or New Staff	NDHSAA Staff
Approval or Denial	NDHSAA Board of Directors

II. Sports/Activities that currently consist of two divisions

<u>Required Action</u>	<u>Responsible</u>
Formal Written Request/Completed Proposal (must be presented to the NDHSAA Board of Directors one year prior to the beginning of the proposed season)	Member School or NDHSAA Board of Director(s)
Completed Proposal shall include the following:	
<ol style="list-style-type: none">1. Document illustrating history of sport/activity to date2. Document indicating support from a minimum of 60% of member schools sponsoring the sport/activity (school list with administrator signatures required)3. Document indicating calendar/postseason ramifications4. District and/or region alignments	

5. Identify a contact person(s)

Post Season Finance Study	NDHSAA Staff
Report of Impact to Existing or New Staff	NDHSAA Staff
Approval or Denial	NDHSAA Board of Directors

III. Sports/Activities that currently consist of three or more divisions

<u>Required Action</u>	<u>Responsible</u>
Formal Written Request/Completed Proposal (proposal must include district and/or region Alignments)	Member School, NDHSAA Board of Director(s), or existing committee for the sport/activity
Post Season Finance Study	NDHSAA Staff
Report of Impact to Existing or New Staff	NDHSAA Staff
Approval or Denial	NDHSAA Board of Directors

Approved by the NDHSAA Board of Directors:

3-Class Basketball Proposal

**Presented to the
North Dakota High School Activities Association
by the North Dakota Focus Group**

**For Consideration for the
2023 – 2024 Season**

November 1, 2022

General Information

The enclosed proposal is for consideration for the North Dakota High School Activities Association (NDHSAA) for a 3-Class Basketball system to be started in the 2023-2024 school year.

The proposal is presented before the Board of Directors based on information gathering, feedback from member schools, dialogue amongst schools, and several meetings. Based on the survey created several months ago about the interest in a 3-class basketball plan, there was a significantly high interest in creating a plan from the member schools. To create the right plan for the membership to consider is the challenging equation in the process. Although no plan created will be perfect for all, the belief is that the enclosed plan will provide a better framework for implementation in the sport of basketball in the coming years than the current framework in place in promoting the sport of basketball.

The following representatives were part of the focus group in gathering feedback from each geographical area and have provided this feedback in the proposed plan.

Region 1	Travis Lemar	Central Cass School	Athletic Director
Region 2	Dave Nelson	Hillsboro Public School	Athletic Director
Region 3	Ryan Larson	Kidder County School	Athletic Director / Principal
Region 4	Jeff Hagler	North Star School	Superintendent / AD
Region 5	Larry Derr	Glenburn Public School	Superintendent / Principal
Region 6	Nick Klemisch	Garrison Public School	Superintendent
Region 7	Jason Simpfenderfer	Beulah Public School	Athletic Director
Region 8	Terrille Jacobson	Alexander Public School	Athletic Director
EDC	Logan Midthun	West Fargo Public School	Athletic Director
WDA	Mark Weist	Mandan Public School	Athletic Director
Advisory	Josh Johnson	Valley City Public School	Superintendent
Advisory	Mitch Carlson	LaMoure Public School	Superintendent

To be considered by the NDHSAA board of directors, 60% of member schools with a boys basketball team, will be needed to support the enclosed plan. The focus group would need a letter of support on the enclosed plan **between October 1st & October 31st, 2022** for this to be considered for implementation in the 2023-2024 school year.

The following plan was based upon the focus groups consensus decision making. Although not all decisions made by the focus group were unanimous in nature, there has been good discussion, input, and dialogue on all aspects of the proposed plan. The focus group would like to take feedback from member schools and make any changes to the plan based on the best interests of the framework of the plan. This input will be taken till September 28th (Wednesday) for consideration of changes to the plan. Final plan will be released after September 30th.

The following is NOT a NDHSAA staff or board of director's plan. The goal is to present the plan to the NDHSAA staff and board of directors in the near future. If you have any questions, comments, or input on the proposed plan, contact one of the people in the focus group listed.

Guiding Principles of the Plan

- To promote a competitive balance in the sport of basketball to foster an increase in participation in the sport
- To maintain or increase the number of basketball teams
- Demographics have changed in North Dakota
- Participation in the sport of basketball has dramatically decreased over the years
- To create more opportunities for more students.
- Students not attending their geographical school of residence at a public school will be assigned a multiplier factor for enrollment classification.
- The plan will be presented during the months of August and September for input and possible changes. Alterations in the plan will occur if deemed necessary by the focus group. A final plan will be completed on October 1st, 2022 and passed to member schools.
- Between October 1st & October 31st, the focus group will be soliciting schools to show support with a supporting letter for the proposed plan. This plan and letters of support to be presented to the NDHSAA on November 1st, 2022.
- Any school disbanding a co-op prior to the 2023-2024 season should notify the NDHSAA for classification purposes.
- Schools may opt up a class but cannot opt down a class
- This plan to provide the framework for the sport of basketball and with other sports to possibly follow if practical in that specific sport.
 - Other sports may follow this framework or a modified outline if successfully implemented. ex. Volleyball
 - What may work in the sport of basketball may not be as workable in other sports
 - Each sport is unique in its framework for implementation.
 - Ex - Football uses male enrollment, basketball utilizes total enrollment
 - State tournament formats and implementation are unique for their specific sport
 - Implementation of fall sports for a 3-class plan have a different timelines for consideration.
 - Girls' golf – a plan would need to be presented to the NDHSAA by August 1st, 2022 for implementation next year with 60% approval from schools.
 - Girls 'Volleyball – a plan would need to be presented before August 15th to the NDHSAA for consideration for the 2023-2024 season with 60% approval from schools.
 - At the time of this writing, the earliest for a 3-class plan for volleyball implementation that can be considered is for the 2024-2025 school year.

Framework

1. Classification of school will be in 3 classes of basketball with the following cutoffs:
 - a. Class AA – Enrollment of 575 +: The average of grades 9-12 in the fall of 2021 and Fall of 2022
 - b. Class A – Enrollment of 180 – 574 students: The average of grades 9-12 in the fall of 2021 and Fall of 2022
 - c. Class B – Enrollment below 180 students: The average of grades 9-12 in the fall of 2021 and Fall of 2022

2. Enrollment numbers will be obtained from DPI after September 15th, 2022 for students in grades 9-12 for enrollment classification.
3. The enrollment / classification occur every 2 years. Next classification period will be after September 15th, 2024 in grades 9 through 12 with numbers obtained from DPI.
4. Any "Out of Zone" student will have a multiplier factor of 2.0 to be added to the enrollment count in grades 9-12 for each year.

"Out Of Zone" Students

1. Residence for students will be defined according the NDSAAA by-law Article XIV – Section IX:
 - a. "Residence" shall be defined as the place where the student's parents have established their permanent home. This means that the family regularly eats and sleeps in a specific place of lodging. It is the place where the student and the student's parents are habitually present and to which when departing, they intend to return.
2. All students are assigned a school to attend which is based on their place of residence to a public school.
 - a. Cities that have more than one school in their school district boundaries will abide by the boundary lines drawn by the local district school board
 - b. School District boundaries / residence are determined by the state of North Dakota governing body who determines boundary lines for school districts.
3. Any students wishing to attend a school district other than the one assigned to their public school district by their place of residence would be considered a "out of zone" students.
4. A multiplier factor of 1.0 will be assigned to all students in the enrollment count for each of the two years for those students in grades 9-12 when classification of schools occurs for out of zone students.
 - a. Ex – open enrolled students, non-tuition students, private schools, charter schools, etc...
 - b. If a student attends a public or private school, which is not their assigned district will have the multiplier of 2.0 added to the enrollment.
 - i. EX – A student is counted as 1 for the school they are enrolled in. If not attending in their assigned school district, an added 2.0 will also be added to that student.
5. Co-Ops will not have a multiplier factor for those out of zone students with those participating schools that are involved in a co-op. No multiplier for those students.
6. Numbers will be received from DPI to determine the number of out of zone students in grades 9-12 every two years.
7. Schools are responsible to provide to the NDHSAA any students who should not be considered an out of zone students in a participating co-op.
 - a. Those numbers / students should be provided to the NDHSAA if a school feels this would move them down a classification from the preliminary enrollment numbers.
 - b. Any schools not counting or classifying students as out of zone students may be ineligible for post season tournaments during the classification period as deemed by the NDHSAA board of directors. This may only be enforced if the results of not counting those out of zone students would have caused the participating team to move up a class.

Historical Numbers in Basketball

Girls Basketball Participation

2001-2002	2007-2008	2012-2013	2016-2017	2019-2020	2020 – 2021	2021-2022
3,291	2,660	2,361	2,244	2,152	1,970	1,986

Significant Numbers

- 40% decrease (1,305 participants) in the last 20 years in girls' basketball
- 25% decrease (674 participants) in the last 15 years

- ❖ Student population in North Dakota has increased in grades 9-12 by 4% (1,127) students in the last 15 years

Boys Basketball Participation

2001-2002	2007-2008	2012-2013	2016-2017	2019-2020	2020 -2021	2021-2022
4,002	3,379	2,836	2,891	2,914	2,740	2,710

Significant Numbers

- 32% decrease (1,292 participants) in the last 20 years in boys' basketball
- 19% decrease (639 participants) in the last 15 years in boys' basketball

- ❖ Student population in North Dakota has increased in grades 9-12 by 4% (1,127) students in the last 15 years

Girls Volleyball Participation

2001-2002	2007-2008	2012-2013	2016-2017	2019-2020	2020 – 2021	2021-2022
3,536	3,368	3,171	3,258	3,116	3,128	2,950

Significant Numbers

- 16% decrease (586 participants) in the last 20 years in girls' volleyball
- 12% decrease (418 participants) in the last 15 years

- ❖ Student population in North Dakota has increased in grades 9-12 by 4% (1,127) students in the last 15 years

- Data from NDHSAA Activities Yearbook for participation in girls' and boys' basketball
- ❖ Data taken from grades 9-12 enrollment from Department of Public Instruction (DPI)

North Dakota & South Dakota Comparison

	North Dakota	South Dakota
Classification for Basketball	2 Class System	3 Class System
Number of School Districts in the State (Only Districts with High School Enrollment, Not Including Private Schools)	145	146
9-12 Enrollment	33,347	41,452
Future / Current Class AA Teams	19	19
Future / Current Class A Teams	38	61
Future / Current Class b Teams	67	78
Total Teams	124	158

Data taken from School Districts, North Dakota & South Dakota DPI, and the Activities Association Websites

Notes:

- School which are only a K-8 school districts not counted in the school district numbers
- 9-12 Enrollment numbers do not include private schools

Going from 2 Class to 3 Class

One of the main purposes of going from 2 Class to 3 Class is to promote competitive balance which in turns create more participation from the youth and more teams.

In looking at history from going to 2 classes of a sport to 3 classes of a sport, we can look at our North Dakota American Legion Baseball Summer program that implemented a new system in 2014. This process was to promote more interest and look at possible ways to set an avenue for more participation and set a framework for more teams in the state of North Dakota.

State Legion Baseball

Class	2014 2 Class System # of Teams	2022 3 Class System # of Teams
AA	10	10
A	12	21
B	32	38
Total	54	69

If the goal was to promote more participation, the American Legion has been successful in its goal.

28% increase (15) in the number of teams in the state of North Dakota

An estimated 225 more youth participating in a youth activity in the summer.

It is the goal of this plan to increase participation in the sport of basketball, similar to the American Legion goal of getting more youth involved.

- Data taken from the North Dakota American Legion website for 2022 numbers and the Devils Lake Daily Journal for 2014 teams and classifications

Class A State Appearances Over the last 10 years

ND Class A Boys Basketball Teams	
Teams	State Qualifying 2013-2022
EDC	2013-2022
Fargo Davies	2022, 2021, 2020, 2019, 2017, 2016, 2015, 2014
West Fargo High	2022, 2021, 2019, 2018, 2017, 2016, 2015, 2013
West Fargo Sheyenne	2022, 2021, 2020, 2018, 2017
Shanley	2020, 2018, 2017, 2014, 2013
Grand Forks Red River	2019, 2018, 2016, 2015, 2013
Fargo North	2022, 2021
Devils Lake	2020, 2016
Wahpeton	2015
Fargo South	2014
Grand Forks Central	0
Valley City	0

ND Class A Girls Basketball Teams	
Teams	State Qualifying 2013-2022
EDC	2013-2022
Grand Forks Red River	2022, 2021, 2020, 2019, 2018, 2016, 2015, 2013
Shanley	2021, 2020, 2019, 2017, 2016, 2015, 2014, 2013
Fargo Davies	2022, 2021, 2020, 2018, 2017, 2015, 2014
Devils Lake	2021, 2020, 2019, 2018, 2017
Wahpeton	2022, 2017, 2016, 2013
West Fargo High	2016, 2015, 2014, 2013
West Fargo Sheyenne	2022, 2019, 2018
Valley City	0
Fargo North	0
Fargo South	0
Grand Forks Central	0

WDA	
Teams	State Qualifying 2013-2022
WDA	2013-2022
Bismarck Century	2022, 2019, 2018, 2017, 2016, 2015, 2014, 2013
Bismarck High	2022, 2021, 2020, 2017, 2016, 2014, 2013
Mandan	2022, 2021, 2020, 2019, 2018, 2013
Minot	2022, 2021, 2017, 2016, 2015, 2014
Jamestown	2020, 2019, 2018, 2015
Dickinson	2020, 2017, 2016
Bismarck St. Mary's	2018, 2014, 2013
Bismarck Legacy	2021, 2019
Turtle Mountain	2015
Watford City	0
Williston	0

WDA	
Teams	State Qualifying 2013-2022
WDA	2013-2022
Bismarck Century	2022, 2021, 2020, 2019, 2018, 2017, 2016, 2015, 2014, 2013
Bismarck Legacy	2022, 2021, 2020, 2019, 2018, 2017, 2016
Mandan	2020, 2019, 2018, 2017, 2016, 2013
Bismarck High	2022, 2017, 2015, 2014, 2013
Minot	2022, 2016, 2015, 2014
Jamestown	2021, 2014, 2013
Bismarck St. Mary's	2020, 2018
Watford City	2021
Williston	2019
Turtle Mountain	2015
Dickinson	0

Class B Region Titles Over the last 10 years

ND Class B Boys Basketball Teams	
Teams	State Qualifying 2013-2022
Region 1	2013-2022
Oak Grove	2017, 2015, 2014
Kindred	2022, 2021
Richland	2020, 2019
Wyndmere-Lidgerwood	2018
Northern Cass	2016
Milnor	2013
Central Cass	0
Enderlin	0
Hankinson	0
Lisbon	0
Maple River	0
Sargeant Count	0
Tri-State/Fairmont	0
Campbell/Tintah/Rosholt	0
Tri-State/Fairmont	0

Region 2	
Teams	State Qualifying 2013-2022
Region 2	2013-2022
Grafton	2022, 2021, 2016
Hillsboro/Central Valley	2020, 2018, 2017
Cavalier	2013, 2014
Thompson	2019
May-Port-C-G	2015
Drayton/Valley-Edinburg	0
Hatton/Northwood	0
Larimore	0
Midway/Minto	0
North Border	0
Park River/Fordville-Lankin	0

Region 3	
Teams	State Qualifying 2013-2022
Region 3	2013-2022
LaMoure-Litchville/Marion	2022, 2015, 2013
Edgeley/Kulm/Montpelier	2021, 2020
Ellendale	2019, 2017
Carrington	2018
Strasburg/Zeeland	2016
Linton	2014
Barnes County North	0
Griggs-Midkota	0
Oakes	0
Kidder County	0
Linton/HMB	0
Medina-Pingree/Buchanan	0
Napoleon/G-S	0
South Border	0

ND Class B Girls Basketball Teams	
Teams	State Qualifying 2013-2022
Region 1	2013-2022
Kindred	2022, 2019, 2018, 2017, 2015
Central Cass	2021, 2020, 2014, 2013
Tri-State/Fairmont	2016
Wyndmere-Lidgerwood	0
Northern Cass	0
Milnor	0
Oak Grove	0
Enderlin	0
Hankinson	0
Lisbon	0
Maple River	0
Sargeant Count	0
Richland	0

Region 2	
Teams	State Qualifying 2013-2022
Region 2	2013-2022
Thompson	2019, 2018, 2015, 2014, 2013
Grafton	2022, 2021, 2020
Park River/Fordville-Lankin	2017, 2016
Hillsboro/Central Valley	0
May-Port-C-G	0
Drayton/Valley-Edinburg	0
Hatton/Northwood	0
Larimore	0
Midway/Minto	0
North Border	0
Cavalier	0

Region 3	
Teams	State Qualifying 2013-2022
Region 3	2013-2022
Carrington	2021, 2016
LaMoure-Litchville/Marion	2020, 2015
Kidder County	2019, 2014
Linton	2022
Edgeley/Kulm/Montpelier	2017
Medina-Pingree/Buchanan	2018
Napoleon/G-S	2013
Griggs-Midkota	0
Oakes	0
Strasburg/Zeeland	0
Linton/HMB	0
Barnes County North	0
Ellendale	0
South Border	0

Region 4	2013-2022
Four Winds/Minnewaukan	2022, 2021, 2020, 2017, 2016, 2015, 2013
New Rockford-Sheyenne	2019
St. John	2018
North Star	2014
Benson County	0
Dakota Prairie	0
Dunseith	0
Harvey/Wells County	0
Lakota	0
Langdon/Edmore/Munich	0
Warwick	0

Region 5	2013-2022
Shiloh Christian	2022, 2021, 2020, 2019, 2018, 2016, 2015, 2013
Turtle Lake-Mercer	2017
Flasher	2014
Center-Scranton	0
Center Mclean	0
Garrison	0
Max	0
New Salem-Almont	0
Solen	0
Standing Rock	0
Washburn	0
Wilton-Wing	0

Region 6	2013-2022
Bishop Ryan	2022, 2019, 2018, 2017
Our Redeemer	2016
Rugby	2021, 2020, 2015, 2014, 2013
Bottineau	0
Drake-Anamoose	0
Nedrose	0
TGU	0
Velva	0
Westhope/Newburg	0
Des Lacs-Burlington	0
Glenburn	0
Lewis & Clark	0
Berthold	0
Mohall-Lansford-Sherwood	0
South Prairie	0
Surrey	0

Region 4	2013-2022
Langdon	2022, 2021, 2020, 2019, 2018
North Star	2017, 2016
Benson County	2013
Four Winds/Minnewaukan	
Nelson County	0
Dunseith	0
Harvey/Wells County	0
New Rockford-Sheyenne	0
St. John	0
Langdon/Edmore/Munich	0
Warwick	0

Region 5	2013-2022
Shiloh Christian	2022, 2020, 2019, 2016, 2015, 2014
Grant County/Mott-Regent	2018, 2017, 2013
Wilton-Wing	2021
Flasher	0
Center-Scranton	0
Center Mclean	0
Garrison	0
New Salem-Almont	0
Solen	0
Standing Rock	0
Washburn	0
Turtle Lake-Mercer	0

Region 6	2013-2022
Rugby	2020, 2019, 2018, 2016
Bishop Ryan	2015, 2014, 2013
Mohall-Lansford-Sherwood	2022
Glenburn	2021
Our Redeemer	2017
Nedrose	0
TGU	0
Velva	0
Westhope/Newburg	0
Des Lacs-Burlington	0
Bottineau	0
Lewis & Clark	0
Berthold	0
Drake-Anamoose	0
South Prairie-Max	0
Surrey	0

Region 7	2013-2022
Dickinson Trinity	2021, 2017, 2016, 2013
Beulah	2020, 2019, 2018, 2014
Bowman County	2022
New England	2015
Beach	0
Glen Ullin/Hebron	0
Grant County/Mott-Regent	0
Hazen	0
Heart River	0
Hettinger/Scranton	0
Killdeer	0
Richardton-Taylor	0

Region 8	2013-2022
Stanley	2022, 2018, 2017
Powers Lake-Burke Central	2021, 2019
New Town	2020, 2014
Kenmare/Bowbells	2016
Parshall/NSP	2015
Trenton	2013
Alexander	0
Mandaree	0
White Shield	0
Williston Trinity Christian	0
Bowbells	0
Divide County	0
Ray	0
Tioga	0

Region 7	2013-2022
Hettinger/Scranton	2021, 2020, 2019
Dickinson Trinity	2016, 2015
Beach	2014, 2013
Beulah	2022
Killdeer	2018
Glen Ullin/Hebron	2017
Hazen	0
Heart River	0
New England	0
Bowman County	0
Richardton-Taylor	0

Region 8	2013-2022
Watford City	2018, 2017, 2016, 2014
Kenmare/Bowbells	2022, 2021
Trenton	2020, 2019
Parshall/NSP	2015
New Town	2013
Powers Lake-Burke Central	0
Alexander	0
Mandaree	0
White Shield	0
Williston Trinity Christian	0
Bowbells	0
Divide County	0
Ray	0
Stanley	0
Lewis & Clark North Shore-Pla	0
Tioga	0

NOVEMBER 2023

SUN

MON

TUE

WED

THU

FRI

SAT

01

02

03

04

05

06

07

08

09

10

11

12

13

14

15

16

17

18

Class B & A

Girls

1st Practice

19

20

21

22

23

24

25

Class AA

1st Practice

26

27

28

29

30

Class B & A

Boys

1st Practice

FEBRUARY 2024

SUN	MON	TUE	WED	THU	FRI	SAT
					01	02
						03
04	05	06	07	08	09	10
					Class B & A Girls Districts/	Class B & A Girls Districts/
11	12	13	14	15	16	17
Class B & A Girls Districts/ Sub- Regionals		Deadline for Girls District/ Sub- Regionals Play		STATE WRESTLING	STATE WRESTLING	STATE WRESTLING
18	19	20	21	22	23	24
Class B & A Girls Regionals	Class B & A Girls Regionals			Class B & A Girls Regionals	Class B & A Boys Districts/ Sub- Regionals	Class B & A Boys Districts/ Sub- Regionals
25	26	27	28	29		
Class B & A Boys Districts/ Sub- Regionals Class AA	Class AA Regionals Deadline for Boys District/ Sub- Regionals		Class AA Regionals Class B & A Girls State			

MARCH 2024

SUN

MON

TUE

WED

THU

FRI

SAT

01

02

Class B & A

Class B & A

Girls State

Girls State

Class AA

Class AA

Regionals

Regionals

03

04

05

06

07

08

09

Class B & A

Class B & A

Boys

Boys

Regionals

Regionals

Class B & A

Regionals

Class AA

State

Class AA

State

Class AA

State

10

11

12

13

14

15

16

Class B & A

Class B & A

Class B & A

Boys State

Boys State

Boys State

17

18

19

20

21

22

23

24

25

26

27

28

29

30

3 Class Proposal

Post Season Format and (proposed) tournament locations

Class AA

- Region Tournaments- Feb 27, 29, March 1st & 2nd
 - o West Region Tourney (WDA) - Bismarck Civic Center
 - o East Region Tourney (EDC) - Fargo SHAC
- Same qualifying format as previous - 4 teams from each region, seed 1-4.
- State Tournament- March 7, 8, 9
 - o Super A Tourney- Boys & Girls
 - o State location- Fargo/Bismarck
 - o Same format as previous years

State Sites

Fargo and Bismarck

Class A

- 2 Regions – East / West
 - o Region Seeded 1-16 for the sub-region play in game(s)
 - o Each Region determines their own format for time, date, and location for the one play-in game to get to the 8 team regional tournament.
 - o Deadline of February 24th for Girls and March 2nd for Boys
 - Girls – February 9, 10, 12 – Deadline of February 13th
 - Boys – February 23, 24, 26 – Deadline of February 27
 - o Regional Tourney
 - Girls – February 19, 20, 22
 - Boys – March 4, 5, 7
- Region Tournaments- Top 4 qualify for state, seed 1-4. Same as EDC / WDA qualifying tournament for state.
- Seeding for State Tournament
 - o Same as AA format.
 - East 1 vs. West 4
 - East 2 vs. West 3
 - East 3 vs. West 2
 - East 4 vs. West 1

State Sites

Class A Girls – Grand Forks, Jamestown Civic, Minot

Class A Boys – Bismarck, Minot, Fargo

Class B

- 8 Districts
- 4 Regions
- District Tournaments- Top 4 qualify for regionals.
 - o District Tournament
 - Girls – February 9, 10, 12 – Deadline of February 13th
 - Boys – February 23, 24, 26 – Deadline of February 27
- Region Tournaments- Top 2 qualify for state.
 - o If the 2nd place team has not played the 3rd place team, a challenge game will be played the day after the championship game.
 - o Regional Tourney
 - Girls – February 19, 20, 22 – Possible challenge game on February 23rd or 24th
 - Boys – March 4, 5, 7 – Possible challenge game on March 8th or 9th
- State Tournament
 - o Coaches will seed the tournament as in previous years utilizing same format
 - o Seeds 1-3 will not matchup in the opening round (quarterfinals) with a team in their region from the random draw.

State Sites

Class B Girls – Grand Forks, Jamestown Civic, Minot

Class B Boys – Bismarck, Minot, Fargo

Class AA Boys & Girls Post-Season

- EDC & WDA Tournaments – Week of February 26 – March 2nd
- State Tournaments- March 7, 8, 9 – Combined Girls & Boys Tournament

Class A & B Girls Post-Season

- Sub-Region/District Tournaments- Feb 9, 10, 12
- Region Tournaments- Feb 19, 20, 22
- State Tournaments- February 29th & March 1, 2 (separate locations)

Class A & B Boys Post-Season

- Sub-Region/District Tournaments- Feb 23, 24, 26
- Region Tournaments- March 4, 5, 7
- State Tournaments- March 14, 15, 16 (separate locations)

State Sites

Class AA - Fargo and Bismarck

Class A & B Girls – Grand Forks, Jamestown Civic, Minot

Class A & B Boys – Bismarck, Minot, Fargo

The following is a scenario for the 3-class system based on 2021-2022 numbers in where schools may fall into classification:

Notes on the Scenario

- Enrollment numbers were taken for grades 9th – 12th grade from DPI enrollment numbers for the 2021-2022 school year.
 - Numbers for the plan will utilize grades 9th – 12th for the 2022-2023 school year after September 15th number count from DPI
 - The scenario includes students in grades 8th – 11th from 2021-2022 school year.
 - Out of zone numbers were also be obtained from DPI for students in grades 9-12.
 - Co-ops include total enrollment of all schools in grades 9-12.
- Out of zone, students were calculated for only students in grades 9th – 12th of 2021 – 2022 from DPI enrollment numbers
- Students in out of zone multiplier includes students within the co-op.
 - At the current time, the focus group does not have access to out of zone students that participated in a co-op.
 - With a co-op and out of zone students, those students will not have the multiplier.
 - More than likely, most schools involved in a co-op will have a decrease in the enrollment number based on the multiplier factor.
- Setup is based on the 21-22 numbers for grades 9-12 and also for grades 8-11. As the enrollment fluctuates for 22-23, the teams for classification, region, and district classification will change also.
- Some school enrollments are estimates that have more than one school in a district (Fargo South, Bismarck Century, etc...)
- Private Schools are estimates based on enrollment numbers from the NDHSAA yearbook.
- School Districts only serving grades K-8 may not be included as of this writing.
- Placements in Districts / Regions are based on the 2021 – 2022 numbers.
 - These maybe subject to change based on changes in placement in classification.
 - Borderline schools on Districts / Regions maybe subject to different placement
 - Based on number of teams in District / Region
 - Geographic location for travel
 - NDHSAA will determine final placement of teams
- For the future plan for 2023-2024 - enrollment will be taken from Department of Public Instruction enrollment count for grades 9-12 after September 15th.

Enrollment for School Grades 9-12

Two-Year Average

Class AA Enrollment

	Actual 2021 - 2022 Fall Enrollment - Grades 9-12			Estimated 9-12 Enrollment for 2022 - 2023: Taken from grades 8-11 of 2021-2022			2 Year Average
	Physical Enrollment	Out Of Zone	Total	Physical Enrollment	Out Of Zone	Total	
Minot	2167	0	2167	2167	0	2167	2167
West Fargo Sheyenne	1561	0	1500	1561	0	1561	1530.5
Williston	1378	5	1383	1496	5	1501	1442
West Fargo	1437	0	1400	1437	0	1437	1418.5
Bismarck Century	1350	0	1400	1350	0	1350	1375
Fargo Davies	1328	0	1400	1328	0	1328	1364
Bismarck Legacy	1355	0	1200	1355	0	1355	1277.5
Mandan	1235	29	1264	1280	8	1288	1276
Bismarck High	1201	5	1205	1201	5	1206	1205.5
Grand Forks Central	1166	0	1200	1166	0	1166	1183
Fargo North	1060	0	1200	1060	0	1060	1130
Grand Forks Red River	1088	0	1150	1088	0	1088	1119
Dickinson	1045	25	1070	1062	22	1084	1077
Fargo South	925	0	950	925	0	925	937.5
Jamestown	743	32	775	756	29	785	780
Bismarck St. Mary's	353	340	680	353	353	706	693
Shanley High School	348	340	680	348	348	696	688
West Fargo Horace	600	0	600	600	0	600	600
Minot North	600	0	600	600	0	600	600

Class A Enrollment

	Actual 2021 - 2022 Fall Enrollment - Grades 9-12			Estimated 9-12 Enrollment for 2022 - 2023: Taken from grades 8-11 of 2021 - 2022			2 Year Average
	Physical Enrollment	Out Of Zone	Total	Physical Enrollment	Out Of Zone	Total	
Turtle Mt.	556	0	556	542	0	542	549
Devils Lake	491	49	540	510	40	550	545
Watford City	449	8	457	499	9	508	482.5
Wahpeton	407	10	417	427	11	438	427.5
Valley City	366	5	371	366	7	373	372
Oak Grove	202	202	404	158	158	316	360
Four Winds / Minn.	266	98	364	244	98	342	353
Shiloh Christian	168	168	336	151	151	302	319
Central Cass	293	11	304	311	8	319	311.5
Dickinson Trinity	160	160	320	148	148	296	308
New Town	279	6	285	296	6	302	293.5
Grafton	266	9	275	273	8	281	278
Northern Cass	200	68	268	192	68	260	264
Kindred	232	14	246	242	15	257	251.5
Heart River	191	45	236	195	43	238	237
Hillsboro / Central Valley	216	13	229	224	12	236	232.5
South Prairie	147	70	217	166	78	244	230.5
Standing Rock	196	27	223	211	26	237	230
Nedrose	163	64	227	171	57	228	227.5
Stanley	201	16	217	216	18	234	225.5
Dunseith	223	1	224	225	1	226	225
De Lacs Burlington	196	21	217	208	22	230	223.5
Beulah	210	5	215	208	8	216	215.5
Lisbon	189	17	206	205	14	219	212.5
Killdeer	173	16	189	187	47	234	211.5
Bottineau	196	8	204	202	10	212	208
Thompson	168	33	201	179	28	207	204
Rugby	196	6	202	191	4	195	198.5
Carrington	162	23	185	177	23	200	192.5
Hazen	181	20	201	161	19	180	190.5
Bishop Ryan	92	92	184	96	96	192	188

Class B Enrollment

Actual 2021 - 2022 Fall
Enrollment - Grades 9-12

Estimated 9-12 Enrollment for
2022 - 2023: Taken from grades
8-11 of 2021-2022

	Physical Enrollment	Out Of Zone	Total	Physical Enrollment	Out Of Zone	Total	2 Year Average
E - K - M	147	32	179	149	31	180	179.5
Surrey / Sawyer	150	26	176	159	23	182	179
May Port - CG	161	7	168	163	7	170	169
Sargent County	153	12	165	162	8	170	167.5
Oakes	154	10	164	161	9	170	167
Hatton / Northwood	148	15	163	150	17	167	165
Velva	131	28	159	143	25	168	163.5
M - P - B	93	51	144	116	63	179	161.5
Midway / Minto	135	24	159	133	28	161	160
Harvey / Wells Co.	148	9	157	153	10	163	160
Tri State	151	9	160	149	7	156	158
Langdon Area	142	7	149	155	8	163	156
Park River / FL	127	19	146	143	21	164	155
Griggs / Midkota	131	27	158	126	25	151	154.5
Bowman Co.	143	4	147	156	5	161	154
Trenton (Eight Mile)	96	50	146	99	53	152	149
Linton HMB	127	17	144	125	18	143	143.5
Central McClean	147	1	148	136	2	138	143
Tioga	134	1	135	145	2	147	141
Hettinger / Scranton	128	14	142	122	12	134	138
North Prairie	116	15	131	122	19	141	136
Our Redeemer	81	81	162	55	55	110	136
Lewis & Clark - Berthold	118	16	134	116	18	134	134
Wyndmere / Lidgerwood	119	13	132	120	11	131	131.5
New Salem - Almont	119	10	129	116	12	128	128.5
Ray (Nesson)	99	18	117	119	18	137	127
Kenmare / Bowbells	104	13	117	118	18	136	126.5
Grant Co. / Mott Regent	111	13	124	114	13	127	125.5
Divide County	111	11	122	118	11	129	125.5
LaMoure LM	110	13	123	110	12	122	122.5
Richardton Taylor	97	29	126	92	23	115	120.5
Maple River	97	17	114	106	18	124	119
St. John	110	1	111	123	1	124	117.5
Cavalier	112	5	117	112	4	116	116.5
South Border	108	7	115	110	7	117	116
Larimore	108	2	110	113	4	117	113.5
Lewis Clark NS Plaza	100	13	113	100	13	113	113
Drayton / VE	98	10	108	103	10	113	110.5

Garrison	100	9	109	104	7	111	110
Wilton - Wing	86	18	104	94	17	111	107.5
North Border	97	4	101	111	2	113	107
Glen Ullin / Hebron	91	4	95	111	5	116	105.5
Kidder County	91	9	100	99	11	110	105
Flasher	73	30	103	74	31	105	104
TGU	100	9	109	93	6	99	104
Enderlin	95	9	104	92	7	99	101.5
Beach	98	1	99	101	2	103	101
Napoleon / GS	96	9	105	88	5	93	99
Glenburn	74	26	100	72	26	98	99
New Rockford / Shey.	96	5	101	87	5	92	96.5
Powers Lake - B. Cent.	89	5	94	95	4	99	96.5
Warwick	73	23	96	75	21	96	96
North Star	83	6	89	96	7	103	96
Alexander	68	20	88	76	26	102	95
Dakota Prairie	87	10	97	86	6	92	94.5
Mohall - Lans. Sherwood	93	3	96	89	3	92	94
Ellendale	81	6	87	92	6	98	92.5
Washburn	86	6	92	87	4	91	91.5
Barnes County North	77	9	86	81	10	91	88.5
Williston Trinity	51	51	102	37	37	74	88
Richland	72	11	83	77	10	87	85
Parshall	80	6	86	77	7	84	85
Hankinson	83	5	88	77	3	80	84
New England	71	11	82	75	11	86	84
Strasburg / Zeeland	59	15	74	60	19	79	76.5
Center / Stanton	71	2	73	78	2	80	76.5
Benson County	71	2	73	64	2	66	69.5
Drake - Anamoose	42	22	64	45	23	68	66
Max	58	4	62	57	8	65	63.5
Lakota	46	15	61	50	11	61	61
Solen	60	0	60	60	0	60	60
Westhope / Newburg	52	5	57	52	7	59	58
Mandaree	44	0	44	53	0	53	48.5
White Shield	39	0	39	51	0	51	45

Class AA Regions

East Region	West Region
Sheyenne	Bismarck HS
West Fargo HS	Bismarck Century
Horace	Bismarck Legacy
Fargo Davies	Williston
Fargo North	Dickinson
Fargo South	Mandan
GF Central	St Mary's
GF Red River	Minot
Shanley	(Minot North)
	Jamestown
Regions- Bismarck, Fargo	

Class A Regions

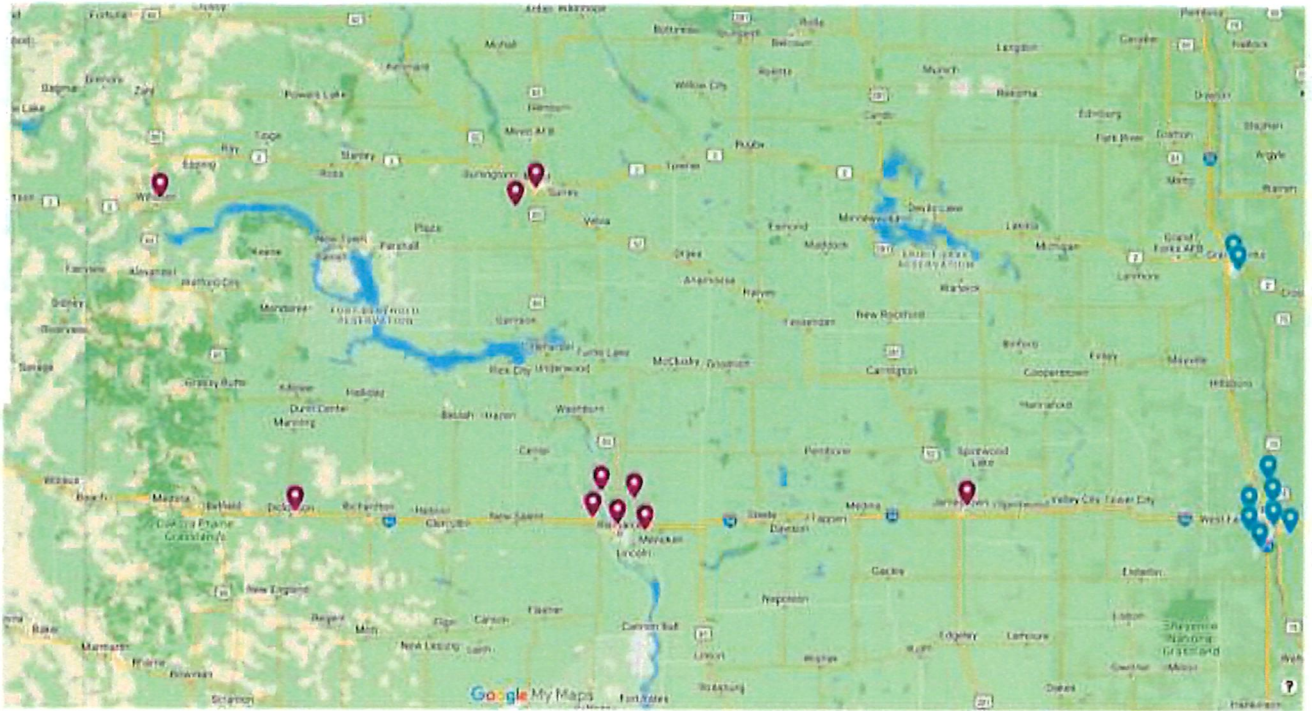
East		West	
Wahpeton	Four Winds- Minnewaukan	Des Lacs- Burlington	Dickinson Trinity
Oak Grove	Grafton	Bottineau	Shiloh Christian
Valley City	Dunseith	Nedrose	Beulah
Kindred	Thompson	Stanley	Heart River
Lisbon	Carrington	New Town	Watford City
Central Cass	Turtle Mountain	Bishop Ryan	Killdeer
Northern Cass	Devils Lake	South Prairie	Hazen
Hillsboro / Central Valley		Rugby	Standing Rock
East Region		West Region	
Sub-Regions- Devils Lake, Grand Forks, Wahpeton, Valley City Regions- GF, Fargo		Sub-Regions- Watford City, New Town, Dickinson, Bismarck, Minot Regions- Minot, New Town	

Class B Districts & Regions

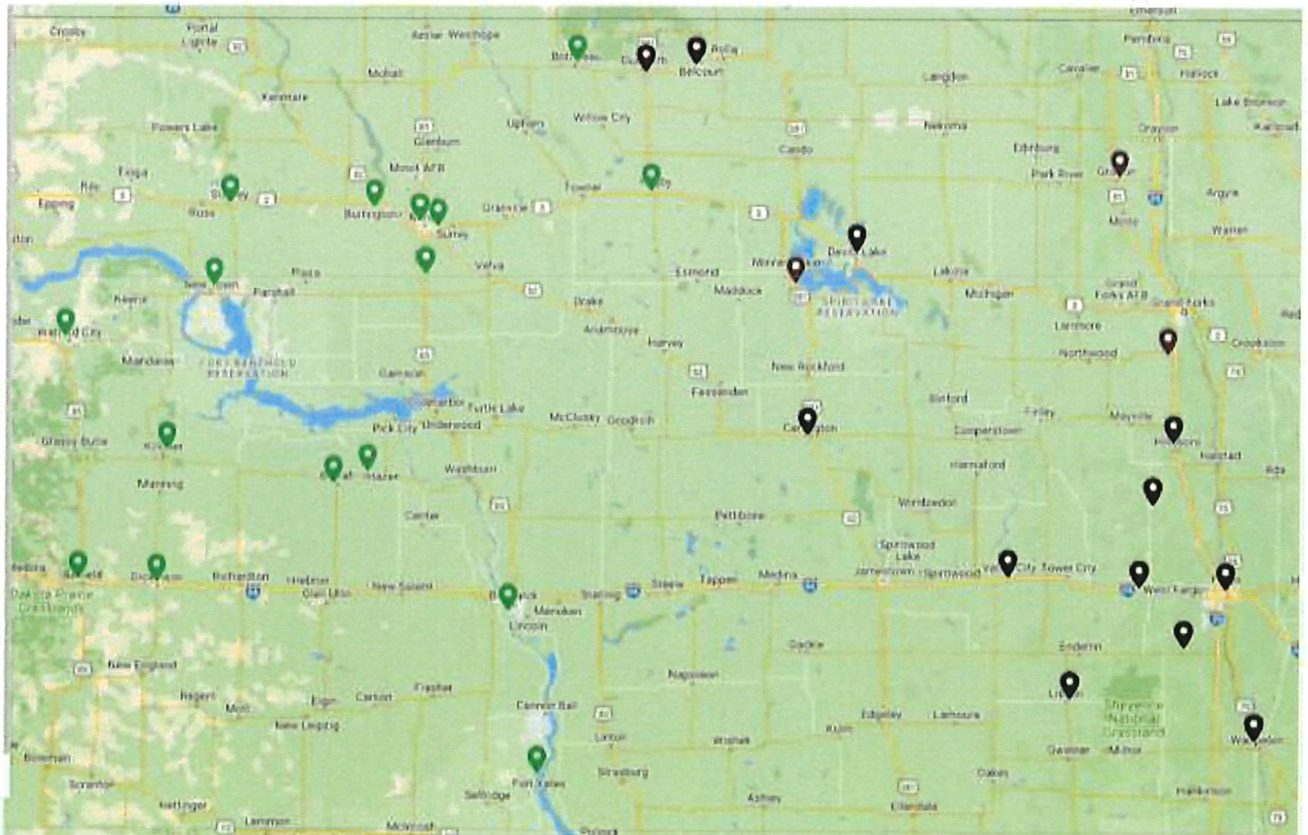
District 1	District 2	District 3	District 4
Wyndmere/Lidgerwood	Linton-HMB	Drayton	New Rock/Shey
Maple River	Ellendale	Cavalier	Benson Co.
Enderlin	Kidder County	North Prairie	Lakota
Hankinson	Napoleon	North Border	Warwick
Richland	Strasburg/Zeeland	St John	Dakota Prairie
Oakes	South Border	North Star	Larimore
Tri-State	M-P-B	Langdon	Griggs/Midkota
Barnes County North	LaMoure	Park River - FL	May Port - CG
Sargent County	E – K - M	Midway - Minto	Hatton – North.
Region 1		Region 2	
Districts- Jamestown, Wahpeton Regions- Jamestown		Districts- Devils Lake, Grafton Regions- Devils Lake	

District 5	District 6	District 7	District 8
Hettinger-Scranton	Mandaree	Divide Co.	Glenburn
New England	New Salem-A	Parshall	Drake-Anamoose
Beach	Garrison	Trinity Chris.	Velva
Solen	Wilton-Wing	Trenton	Our Redeemers
Grant Co-Mott	Center-Stanton	Alexander	Mohall-L-S
Richardton-Taylor	Washburn	Tioga	L&C-Berthold
Glen Ullin-Heb	Central McLean	Ray	Surrey - Sawyer
Flasher	Max	Kenmare-Bow	Westhope-Newburg
Bowman County	White Shield	Powers Lake	TGU
		Lewis & Clark NS	Harvey – Well Co.
Region 3		Region 4	
Districts- Mandan, Dickinson Regions- Mandan, Dickinson		Districts- Minot, Watford City, Williston Regions- Minot, Williston	

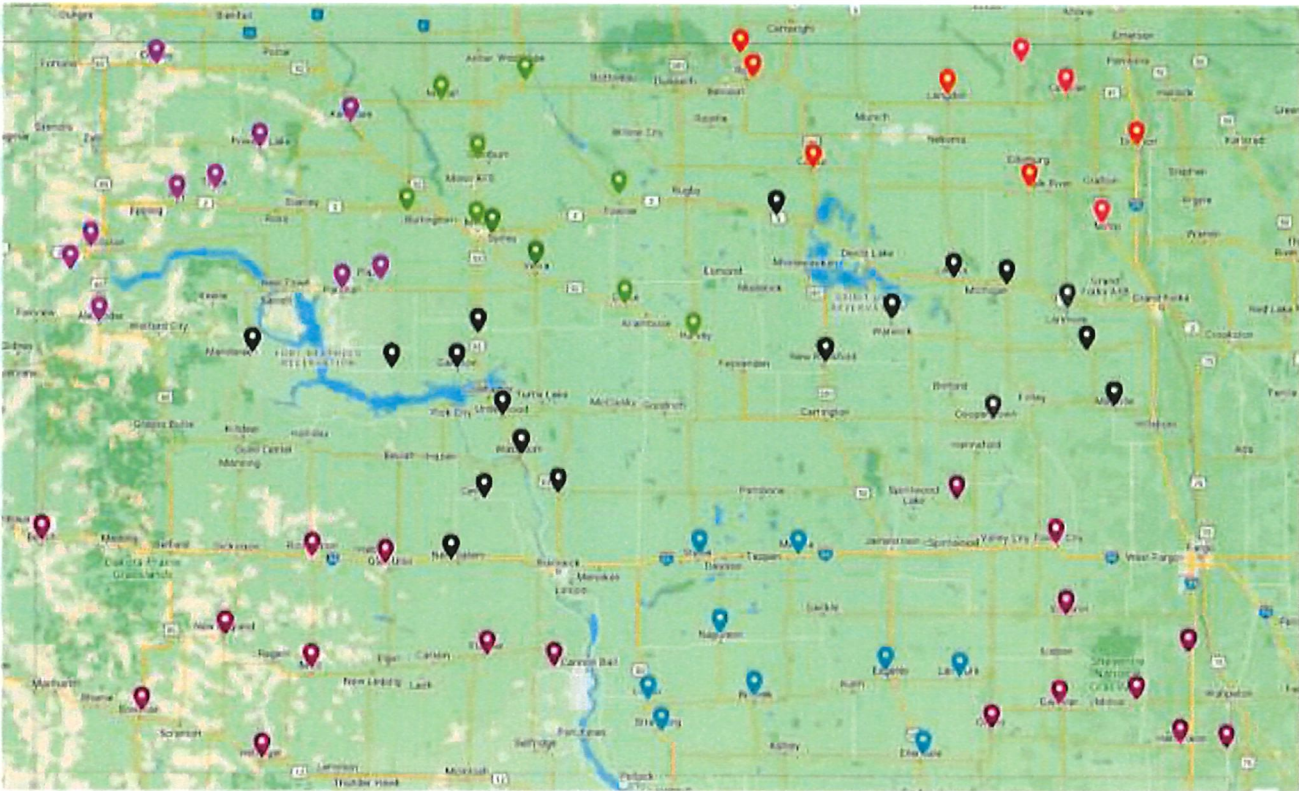
Class AA



Class A



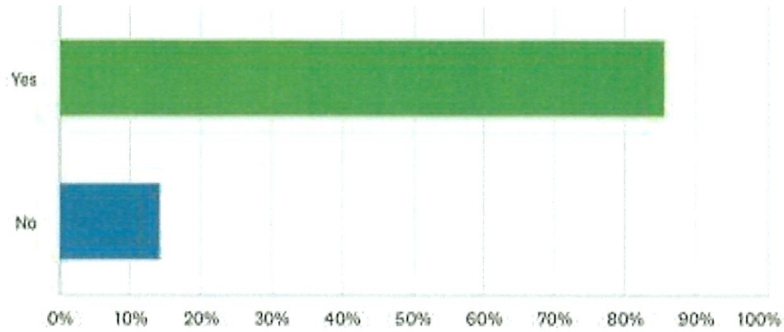
Class B



North Dakota Three-Class Basketball Plan

Q3 Would your high school be willing to consider a three-class plan?

Answered: 160 Skipped: 0



ANSWER CHOICES	RESPONSES	
Yes	85.63%	137
No	14.37%	23
TOTAL		160

LETTERS OF SUPPORT

CLASS B (66.5)

District 1	District 2	District 3	District 4	District 5	District 6	District 7	District 8
Wyndmere/Lidgerwood	Linton-HMB	Drayton/VE	New Rock/Shey	Hettinger-Scranton	Mandaree	Divide Co.	Glenburn
Maple River	Ellendale	Cavalier	Benson Co.	New England	New Salem-A	Parshall NSP	Drake-Anamoose
Enderlin	Kidder County	North Prairie	Lakota	Beach	Garrison	Trinity-Christ	Velva
Hankinson	Napoleon	North Border	Warwick	Solen	Wilton-Wing	Trenton	Our Redeemer
Richland	Strasburg/Zeeland	St John	Dakota Prairie	Grant Co-Mott	Center-Stanton	Alexander	Mohall-L-S
Oakes	South Border	North Star	Larimore	Richard-Tay	Washburn	Tioga	L&C-Berthold
Tri-State	MPB	Langdon	Griggs/Midkota/K	Glen Ullin-Heb	Central McLean	Ray	Surrey - Sawyer
Barnes County North	LaMoire - LM	Park River - FL	Mayport-CC	Flasher	Max	Kenmare-Bow	Westhope-Newburg
Sargent County	E - K - M	Midway - Minto	Hatton - North.	Bowman County	White Shield	Powers Lake-BC	TGU
							Harvey - Well Co.

LETTERS OF SUPPORT

CLASS A (10)

East		West	
Wahpeton	Four Winds Minnewaukan	Des Lacs Burlington	Dickinson Trinity
Oak Grove	Grafton	Bottineau	Shiloh Christian
Valley City	Dunseith	Nedrose	Beulah
Kindred	Thompson	Stanley	Heart River
Lisbon	Garrington	New Town	Watford City
Central Cass	Turtle Mountain	Bishop Ryan	Killdeer
Northern Cass	Devils Lake	South Prairie	Hazen
Hillsboro / Central Valley		Rugby	Standing Rock

LETTERS OF SUPPORT

CLASS AA (4)

East Region	West Region
Sheyenne	Bismarck HS
West Fargo HS	Bismarck Century
Horace	Bismarck Legacy
Fargo Davies	Williston
Fargo North	Dickinson
Fargo South	Mandan
GF Central	St Mary's
GF Red River	Minot
Shanley	(Minot North)
	Jamestown