

**SCHEELS**  
EMPLOYEE OWNED

YOUR  
**FOOTBALL**  
GEAR HEADQUARTERS

1551 45TH ST S  
FARGO, ND  
701.298.2918

KIRKWOOD MALL  
BISMARCK, ND  
701.255.7255

DAKOTA SQUARE  
MINOT, ND  
701.852.1010

COLUMBIA MALL  
GRAND FORKS, ND  
701.780.9424

Connect with us on Facebook @fargoscheels • @bismarckscheels • @minotscheels • @grandforksscheels

SCHEELS.com f t i d

# GAMEDAY

\$5.00



Cavalier

9-MAN

Kidder County

Langdon Area/Edmore/Munich

CLASS A

Bishop Ryan

Hillsboro/Central Valley

CLASS AA

Beulah

Bismarck Century

CLASS AAA

West Fargo Sheyenne

NOVEMBER 15, 2019  
FARGODOME | FARGO, N.D.



TOURNAMENT COMMITTEE





# FAST TREATMENT

FOR HARD HITS.

With walk-in services at Sanford Health, we make it easy for you to access expert care from the Sanford Orthopedics & Sports Medicine team when you need it most.


**Walk-in today without a referral.**

2301 25th St. S. Fargo  
(701) 417-6000  
sanfordhealth.org

**SANFORD**  
ORTHOPEDICS  
SPORTS MEDICINE

Walk in for fast, convenient orthopedic care

PREMIERE PARTNER OF THE NDHSAA



**Farmers Union**  
INSURANCE

## Investing In North Dakota's Future

Today's youth are the future of North Dakota and healthy activity builds better community involvement and personal character.

That's why Farmers Union Insurance proudly invests in our state's youth with a continuing commitment as the Premiere Partner of the North Dakota High School Activities Association.





# Element Hotels

Space to live your life



## Maintain balance at Element Fargo

Whether you're in town for a quick visit or settling in for a longer stay, Element Fargo provides you with everything you need to make it a place of your own – free daily Rise breakfast bar, complimentary WiFi, fully-equipped kitchens, room types for families of all sizes, indoor saline pool, oversized hot tub, bikes to borrow and more.

Explore our best available rates at [elementfargo.com](http://elementfargo.com) or call 701 478 5333

### Natural Light. Open Spaces. Healthy Options.

Spacious guestrooms, free WiFi.

Signature Heavenly® Bed, spa-inspired bathrooms.

Fully-equipped kitchens.

State-of-the-art fitness center, pool and bikes to borrow.

Complimentary full breakfast.

Sustainable design and eco-friendly practices.

Element Fargo 925 19th Avenue East, West Fargo, ND 58078

Element Fargo is a certified LEED hotel

[elementfargo.com](http://elementfargo.com) 1 701 478 5333



## Welcome to Dakota Bowl XXVII

The Metro Area Tournament Committee and the communities of Fargo and West Fargo would like to welcome you to the Fargodome for the twenty-seventh annual Dakota Bowl. We look forward to providing an exciting and memorable experience for all players, coaches, cheerleaders and fans. The Metro Area Tournament Committee is grateful to the Fargodome staff and administration for their cooperation in assisting with management of this event. We also express our gratitude to many volunteers and workers for providing their assistances.

As an extension of the North Dakota High School Activities Association's effort to promote sportsmanship and goodwill among schools and athletes, we hope you will join us in providing positive encouragement and support to all who are here. Best wishes to all the teams.

Metro Area Tournament Committee  
Todd Olson, Fargo Public Schools Director of Student Activities  
2019 Dakota Bowl Manager



Tournament Website: [metrotournament.com](http://metrotournament.com)

Twitter: @nndakotabowl #DakotaBowl

## Here's an effective way for you and your community to prevent the #1 KILLER OF TEENS.

The ND Association of Counties has teamed up with the "Impact Teen Drivers – What Do You Consider Lethal" Campaign with a free interactive program for students, teachers and law enforcement. "Impact Teen Drivers" will help teens think about the deadly impact of distractions while driving.

To book this program, please contact:  
Ryan Gellner, [rgellner@ndaco.org](mailto:rgellner@ndaco.org)  
Traffic Safety Outreach Program



**Impact**  
Teen Drivers

**VISION ZERO**

**NDACo**  
NORTH DAKOTA ASSOCIATION OF COUNTIES



## Dakota Bowl Staff and Management

<b>Tournament Manager</b> .....	Todd Olson	<b>Officials Host</b> .....	Mitch Parker, Dale Weston
<b>Tournament Assistant</b> .....	Jenny Schultz		
<b>Staffing/Will Call</b> .....	MJ Caulfield, Cathy Pauly	<b>Game Officials</b>	
<b>Promotions/Media</b> .....	Rick Flacksbarth	<b>9 Man</b> .....	Jay Hagen, Bob Kennedy, David Kerlin, Joe Knowski, Scott Privratsky
<b>Fargodome Management</b> .....	Rob Sobolik	<b>Division A</b> .....	Preston Bronaugh, Jeremy Carney, Tim Couchman, Ryan Gellner, Marshall Kaldor
<b>Sports Medicine</b> .....	Brad Reed, Director Sanford Health Sports Medicine	<b>Division AA</b> .....	Brian Aufforth, Brent Engebretson, Jim Olson, Perry Olson, Matt Yale
<b>Athletic Trainers</b> .....	Terra Billiet, Shannon David, Nick Kindelspire, Shannon Olson, Kathy Stompro, Levi Tande, Scott Witte	<b>Division AAA</b> .....	Jim Harty, Tom Harty, Casey Henderson, Brad Nold, Andrew Workman
<b>Physicians</b> .....	Dr. Jeff Lystad, Nick Kindelspire, PA		
<b>Program Sales</b> .....	Discovery Middle School, Fargo Dave Lee – Coordinator	<b>Team Hosts</b>	
<b>Hospitality</b> .....	Ruby Tuesday (Fargo)	<b>Cavalier</b> .....	Paul Finstad
<b>Field Supervisors</b> .....	Mike Breker, Travis Christensen, Jay DeCann, Lenny Ohlhauser, Ross Richards, Jeff Schatz	<b>Kidder County</b> .....	Craig Hagen
<b>Public Address</b> .....	Guy Goschen, Ben Potter	<b>Langdon Area/Edmore/Munich</b> .....	Bernie Lipp
<b>PA Spotter</b> .....	Darwin Braunagel, Nancy Peterson	<b>Minot Bishop Ryan</b> .....	Jeff Dehne
<b>Clock Operators</b> .....	Ned Clapp, Darrel Lund, Gary Otterness, Lincoln Regula, Craig Schwinden	<b>Hillsboro/Central Valley</b> .....	Wayne Westphal
<b>Website/Twitter</b> .....	Jerry Schneider	<b>Beulah</b> .....	Don Swenson
<b>Statistics</b> .....	Brant Baarstad, Jay Schneider, Tyler Scott, Jeremy Van Soelen	<b>Bismarck Century</b> .....	Mark Kosin
<b>Chains Crew</b> .....	Curt Kellen, Mike Monda, Tim Raftevoll, Chris Rostad, Jerry Rostad, Mick Rostad, Dean Schneibel, Rob Wilson	<b>West Fargo Sheyenne</b> .....	Curt Christopherson
<b>Ball Boys</b> .....	Kade Ohlhauser, Gus Werremeyer, Malachi Werremeyer, Holden Witte Rod Hardie – Supervisor	<b>National Anthem</b>	
		<b>Color Guard</b> .....	Fargo Public Schools AFJROTC – under direction of Col. Steven Muhs
		<b>A Game</b> .....	Fargo Davies High School Vivace Director: Casey Behm
		<b>AAA Game</b> .....	AJ Anderson Fargo South High School

## 2019 9-Man State Playoff Bracket

### First Round

Higher seeded team is designated as home team.

G1: 10/26 2:00pm Cushman Field

#1 Cavalier High School	44
R1#4 LaMoure-Litchville/Marion	6

G2: 10/26 7:00pm Mayville State

R1#2 May-Port CG High School	6
R2#3 St. John High School	46

G3: 10/26 2:00pm Linton High School

#4 Linton/HMB Lions	24
R3#4 Surrey High School	12

G4: 10/26 2:00pm Underwood

R3#2 Central McLean Cougars	0
R4#3 Beach High School	8

G5: 10/26 2:00pm Hope

#2 Finley-Sharon/Hope Page	46
R2#4 North Prairie Cougars	8

G6: 10/26 1:30pm Casselton

R2#2 New Rockford-Sheyenne	60
R1#3 Tri-State: Fairmount-Campbell-Tintah-Rosholt	14

G7: 10/26 2:00pm Powers Lake HS

#3 Ray/Powers Lake	6
R4#4 Grant Co./Flasher "Storm"	48

G8: 10/26 2:00pm Kidder County

R4#2 Kidder County High School	36
R3#3 Mohall-Lansford-Sherwood	8

### Quarterfinal

Higher seeded team is designated as home team.

G9: 11/02 2:00pm Cavalier

#1 Cavalier High School	46
R2#3 St. John High School	16

G10: 11/02 2:00pm Linton High School

#4 Linton/HMB Lions	28
R4#3 Beach High School	14

G11: 11/02 1:30pm Hope

#2 Finley-Sharon/Hope Page	44
R2#2 New Rockford-Sheyenne	42

G12: 11/02 2:00pm Kidder County

R4#4 Grant Co./Flasher "Storm"	28
R4#2 Kidder County High School	34

### Semifinals

Higher seeded team is designated as home team.  
If like seeds, QRF determines home team.

G13: 11/09 2:00pm Cavalier

#1 Cavalier High School	30
#4 Linton/HMB Lions	28

G14: 11/09 2:00pm Hope

#2 Finley-Sharon/Hope Page	6
R4#2 Kidder County High School	46

### Final

November 15 at FARGODOME 9:10am

G15: 11/15 9:10am Fargodome

#1 Cavalier High School	
R4#2 Kidder County High School	

All games shown in local time






Back Row: Coach Mitch Greenwood, Ty Longtin, Cole Strauss, Andre Carrier, Tanner Urlaub, Isiah LeTexier, Colton Ratchenski, and Coach Brady Laxdal; Third Row: Coach Sandy Laxdal, Caden DeMars, Brannin Cleem, Daniel Hinkle, Brodie Cluchie, Andrew Bill, Isaiah Lopez, Andre LeTexier, Brysen Cleem, Trevor Hinkle; Second Row: Demetrius Avila, Adam Ratchenski, Sam Steele, Sterling Enerson, Jacob Steele, Levi Hinkle, Hector Jurado, Colten Hurst, Ty Holmquist; Front Row: Cheer Coach Caitlyn Hunter, Christine Lembke, Ella Hurst, Sophie Sondeland, Gretchen Dungan, Taryn Hartje, Hannah Muth and Emily Sharp.

HEAD COACH SANDY LAXDAL  
14th Season (12th as head coach)

Career Record: 146-62  
Region/Conference Championships: 6  
NDHSAA State Championships: 2  
Secondary Principal & Activities Director,  
Cavalier High School  
B.S. Education, Mayville State 1991  
Master's in Educational Leadership, NDSU 2010  
Family: Diana (wife), Rylee, Sydney & Jayden (children)



SEASON RECORD 12-0

Tornadoes	vs.	Larimore	70-0
Tornadoes	vs.	North Border	50-0
Tornadoes	vs.	Dunseith	44-14
Tornadoes	vs.	North Prairie	50-14
Tornadoes	vs.	Benson County	14-0
Tornadoes	vs.	North Star	64-0
Tornadoes	vs.	St. John	42-6
Tornadoes	vs.	New Rockford-Sheyenne	22-20
Tornadoes	vs.	Nelson County	50-20

Playoffs


Tornadoes	vs.	LaMoure-Litchville/Marion	44-6
Tornadoes	vs.	St. John	46-16
Tornadoes	vs.	Linton/HMB	30-28

ABOUT CAVALIER

Assistant Coaches ..... Brady Laxdal and Mitch Greenwood  
Superintendent ..... Jeff Manley  
Principal ..... Sandy Laxdal and Matt Ford  
Athletic Director ..... Sandy Laxdal  
Statisticians ..... Josh Cluchie  
Managers ..... Aiden Werner, Gabe LeTexier,  
Talan Devine and Zackary Anderson

Camera ..... Tammi Cleem  
Cheer Advisor ..... Caitlyn Hunter  
School Colors ..... Black, Orange, and White  
School Song ..... College Boy

No.	Name	Pos.	Ht.	Wt.	Yr.
2	Brodie Cluchie	WR-S	6'2"	155	11
3	Ty Holmquist	WR-S	5'9"	140	10
4	Brannin Cleem	WR-S	5'10"	145	11
5	Jacob Steele	QB-S	5'9"	145	9
6	Tanner Urlaub	RB-LB	5'11"	155	12
8	Caden DeMars	WR-S	5'8"	140	10
9	Ty Longtin	OL-DL	5'10"	170	12
11	Adam Ratchenski	WR-S	5'6"	130	9
12	Colton Ratchenski	QB/S	5'10"	170	12
17	Colby Thorlakson	WR-LB	6'3"	155	12
19	Andre Carrier	WR-LB	6'6"	205	12
20	Trevor Hinkle	RB-LB	5'7"	145	10
21	Demetrius Avila	RB-LB	5'7"	150	10
23	Logan Fitzsimonds	TE/LB	5'10"	155	11
24	Brysen Cleem	QB-LB	6'0"	150	10
25	Landon Carter	WR-LB	5'10"	155	9
28	Levi Hinkle	OL-DL	5'8"	145	9
30	Andre LeTexier	OL-DL	6'2"	250	11
34	Sterling Enerson	RB-LB	5'7"	160	9
40	Isaiah Lopez	OL-DL	6'1"	190	10
50	Colten Hurst	OL-DL	5'10"	175	9
51	Isiah LeTexier	OL-DL	6'1"	250	12
52	Daniel Hinkle	OL-DL	5'11"	240	11
59	Sam Steele	OL-DL	5'8"	220	11
62	Cole Strauss	OL-DL	5'10"	270	12
83	Hector Jurado	OL-LB	5'7"	210	11
88	Andrew Bill	OL-DL	6'7"	265	11



Back Row: Gretchen Dungan, Hannah Muth, Christine Lembke, Sophie Sondeland; Front Row: Ella Hurst, Emily Sharp and Taryn Hartje.

TEAM STATS Regular Season

Rushing yards average per game	268
Passing yards average per game	153.2
Points scored per game	45
Points allowed per game	8.7
Yards rushing allowed per game	103
Yards passing allowed per game	70.5

INDIVIDUAL STATS Regular Season

Scoring Leaders	Tot TD	2pt PAT	1pt PAT	FG	Total Pts
Tanner Urlaub	16	9			114
Andre Carrier	15	11			112
Colton Ratchenski	12	7			86
Brannin Cleem	10	6			72
Landon Carter	3	2			22
Colby Thorlakson	3	1			20


Passing Leaders	Comp	Att	Pass Yd	Pass TD	Int	Cmp %
Colton Ratchenski	85	113	1429	23	1	75%

Rushing Leaders	Carries	Rush Yds	Rush TD	Yds/Carry
Tanner Urlaub	143	1152	15	8.06
Colton Ratchenski	80	875	13	10.94
Brannin Cleem	37	248	5	6.70
Jacob Steele	27	179	1	6.00

Receiving Leaders	Rec.	Rec. Yds	Rec. TD	Yds/Rec.
Andre Carrier	41	765	14	18.66
Brannin Cleem	15	285	5	19.00
Trevor Hinkle	15	224		14.90

Defensive Leaders	Total Tack	T4L Sacks	Int.
Demetrius Avila	103	9	
Isiah LeTexier	100	8	2
Tanner Urlaub	96	2	2
Andre LeTexier	94	14	1





Back Row: Sean Johnson, Isaiah Harter, Brett Harr, Ty Biesterfeld, Thomas Thompson, Parker Hager, William Rohrich; Middle Row: Jacob Nolan, Kaden Rohrich, Cooper Fanta, Carson Schmaltz, Plake Pfaff, Trevor Irish, Tristan Patzner, Payton Cauthon, Jonah Harter, Ryan Nicholson; Front Row: Blake Braun, Leo Mock, Keaton Luhmann, Wyatt Miller, Simon Hager, Luke Rath, Jacob Biegler, Jake Olson Stats, Faith Kroemer, McKayla DeWitz and McKenna Binder.

HEAD COACH JACK BIESTERFELD

20th Season (10th as head coach)


Career Record: 38-48

Region/Conference Championship: 1

Science and Upper-Level Physical Education  
Teacher at Kidder Co. High School

B.S. Education Secondary, Dickinson State University 1995

Family: Carmen (wife), Ty and Nicole (children)



SEASON RECORD 10-1

Wolves	vs.	South Border.....	62-0
Wolves	vs.	Linton/HMB.....	14-34
Wolves	vs.	Napoleon/G-S.....	50-0
Wolves	vs.	Beach.....	52-14
Wolves	vs.	Mott-Regent/New England .....	70-28
Wolves	vs.	Hettinger/Scranton.....	48-8
Wolves	vs.	Grant Co/Flasher .....	36-0
Wolves	vs.	Strasburg/Zeeland.....	64-12

Playoffs

Wolves	vs.	Mohall-Lansford-Sherwood.....	36-8
Wolves	vs.	Grant Co/Flasher.....	34-28
Wolves	vs.	Finley-Sharon/Hope Page .....	46-6

ABOUT KIDDER COUNTY

Assistant Coaches .....Dave Silbernagel, Nick Woodbury,  
Jim Simmers, Damian Kennedy

Superintendent .....Rick Diegel

Principal .....Mike Wachter

Athletic Director .....Ryan Larson

Statisticians .....McKayla DeWitz, Faith Krohmer,  
Makenna Binder

Camera .....Ethan Galbreath, Ivan Ternes

Trainer/Sports Medicine .....Matt Bakkum & Marcus Hieb  
of Advanced Physical Therapy

School Colors.....Black & Silver

School Song .....Our Director

No.	Name	Pos.	Ht.	Wt.	Yr.
2	Jake Olson	WR/DB	5'7"	135	10
4	Jacob Biegler	QB/DB	5'8"	140	10
5	Isaiah Harter	RB/DE	6'0"	190	12
6	Parker Hager	RB/LB	5'10"	185	12
8	Luke Rath	TE/DE	6'1"	160	10
10	Ryan Nicholson	TE/DB	5'10"	150	11
15	Jonah Harter	QB/DB	6'0"	160	11
16	Simon Hager	WR/DB	5'7"	120	9
18	Ty Biesterfeld	TE/DE	6'3"	220	12
20	Payton Cauthon	WR/DB	5'9"	140	11
24	Wyatt Miller	WR/DB	5'9"	140	10
25	Keaton Luhmann	RB/LB	5'8"	165	9
27	Tristan Patzner	TE/LB	5'9"	155	11
44	Blake Pfaff	C/LB	5'9"	190	11
47	Carson Schmaltz	OL/DL	5'9"	190	11
55	Tommy Thompson	C/DE	6'1"	200	12
59	William Rohrich	G/DT	5'8"	250	12
60	Leo Mock	G/DT	5'5"	180	9
61	Blake Braun	C/NG	5'7"	215	9
66	Cooper Fanta	G/DT	5'11"	205	11
68	Kaden Rohrich	C/DT	5'9"	215	11
74	Jacob Nolan	G/DT	5'11"	225	11

TEAM STATS Regular Season

Rushing yards average per game .....	307.4
Passing yards average per game .....	39.6
Points scored per game .....	46.6
Points allowed per game .....	13.2
Yards rushing allowed per game .....	95.4
Yards passing allowed per game .....	96.8

INDIVIDUAL STATS Regular Season

Scoring Leaders	Tot TD	2pt PAT	1pt PAT	FG	Total Pts
Parker Hager	24	12			168
Jonah Harter	13	15			108
Payton Cauthon	15	6			102
Isaiah Harter	13	8			94

Passing Leaders	Comp	Att	Pass Yd	Pass TD	Int	Cmp %
Jonah Harter	16	32	315	8	0	50%

Rushing Leaders	Carries	Rush Yds	Rush TD	Yds/Carry
Isaiah Harter	102	948	13	9.29
Parker Hager	52	808	10	15.54
Payton Cauthon	45	505	8	11.22
Jonah Harter	50	378	5	7.56

Receiving Leaders	Rec.	Rec. Yds	Rec. TD	Yds/Rec.
Payton Cauthon	9	235	5	26.11
Parker Hager	4	73	3	18.25
Tristan Patzner	3	54	2	18.00

Defensive Leaders	Total Tack	T4L Sacks	Int.
Parker Hager	96	2	1
Tristan Patzner	83	19	2
Isaiah Harter	44	6	0
Jonah Harter	38	4	2



Past Champions

Yr.	Div.	Champion	Yr.	Div.	Champion	Yr.	Div.	Champion	Yr.	Div.	Champion
1910	B	Minot	1926	B	Fargo	1943	C	Cancelled	1959	C	Bismarck St. Mary's
1911	B	Blizzard	1927-28		N/A	1944	C	Fargo	1960-66		N/A
1912	B	Fargo	1929	B	Bismarck	1945	C	No Game	1967	D	Fargo Shanley
1913	B	Grand Forks	1930-32		N/A	1946	C	Grand Forks	1968	D	Fargo Shanley
1914	B	Park River	1933	B	Jamestown	1947	C	Mandan	1969	D	Fargo Shanley
1915	B	Park River & GF	1934	B	Grand Forks	1948	C	Mandan	1970	D	Fargo Shanley
1916	A	Park River	1935	B	Minot	1949	C	Bismarck	1971	D	Wahpeton
1917	A	Williston	1936	B	Valley City	1950	C	Cancelled	1972	D	Fargo Shanley
1918		N/A	1937		N/A	1951	C	Bismarck St. Mary's	1973	D	Fargo Shanley
1919	A	Williston	1938	C	Fargo	1952	C	Williston Shanley	1974	D	Fargo Shanley
1920	A	Williston	1939	C	Mandan	1953	C	Fargo Shanley	<b>Legend:</b> <i>A=Official title game</i> <i>B=Unofficial game arranged after season</i> <i>C=Game arranged by Class A East and West Conference</i> <i>D=arranged with WDA &amp; SE Conference in 1967 &amp; WDA &amp; EDC in 1968-74</i>		
1921	A	Fargo	1939	A	Fargo Sacred Heart	1954	C	Fargo Shanley			
1922	A	Fargo	1940	A	Fargo Sacred Heart	1955	C	Fargo			
1923	A	Fargo	1941	C	Minot	1956	C	Cancelled			
1924	A	Valley City	1941	A	Fargo Sacred Heart	1957	C	Fargo			
1925		N/A	1942	C	Mandan & Wahpeton	1958	C	Fargo Shanley			


Three Division System Champions

Yr.	A Champion	B Champion	9-man Champion	Yr.	A Champion	B Champion	9-man Champion
1975	Fargo Shanley	Watford City	Napoleon	1986	Fargo South	Watford City	New Salem-Almont
1976	Fargo Shanley	Watford City	Elgin	1987	Fargo South	Cavalier	Wyndmere-Lidgerwood
1977	Fargo Shanley	May/Port	Zeeland	1988	Bismarck St. Mary's	Carrington	New England
1978	Fargo South	Watford City	Zeeland	1989	Fargo South	Beulah	PHCG
1979	Dickinson Trinity	Watford City	Dakota (Arthur)	1990	Fargo South	Linton	Rollette
1980	Minot	Central Cass	Linton	1991	Bismarck St. Mary's	LaMoure	Hankinson
1981	Fargo Shanley	Carrington	Hope	1992	Fargo South	Lisbon	Wyndmere-Lidgerwood
1982	Fargo South	Fargo Oak Grove	Sherwood	1993	West Fargo	Des Lacs/Burlington	Sargent Central
1983	Fargo Shanley	Velva	Parshall	1994	Bismarck St Mary's	Minot Ryan	Edgeley-Kulm
1984	Bismarck	May/Port	Cooperstown	1995	Fargo North	Killdeer	New England/Regent
1985	Bismarck	Watford City	Northwood	1996	Fargo South	Hazen	New England/ Regent


Four Division System Champions

Yr.	AAA Champion	AACHampion	A Champion	9-man Champion
1997	Dickinson	Minot Ryan	Velva	New England
1998	West Fargo	Watford City	Harvey	Divide County
1999	West Fargo	Minot Ryan	Stanley	Central Valley
2000	Fargo North	Dickinson Trinity	Velva-Sawyer	Linton/H-M-B
2001	Bismarck	Dickinson Trinity	Velva-Sawyer	Strasburg-Zeeland
2002	West Fargo	Cavalier	Stanley-Powers Lake	Linton/H-M-B
2003	West Fargo	Cavalier	Velva-Sawyer	Linton/H-M-B
2004	Fargo South	Cavalier	Velva-Sawyer	Edgeley/Kulm
2005	GFCentral	Dickinson Trinity	Velva- Sawyer	Richland
2006	Fargo South	Watford City	Velva	Napoleon/Gackle-Streeter
2007	Fargo South	Oak Grove	Harvey	Mott-Regent
2008	Bismarck	Watford City	Harvey	Hillsboro
2009	Bismarck	Fargo Shanley	Velva	Hankinson
2010	Fargo South	Fargo Shanley	Velva	Wyndmere-Lidgerwood
2011	Bismarck	Grafton	Stanley-Powers Lake	Napoleon/Gackle-Streeter
2012	Bismarck	Shanley	Hazen	New Rockford-Sheyenne
2013	Fargo South	Bismarck St. Mary's	Hazen	Cavalier
2014	Fargo Davies	Bismarck St. Mary's	Park Rivier/Fordville-Lankin	Cavalier
2015	Bismarck Century	Beulah	Park River Area/Fordville-Lankin	Richland
2016	Bismarck Century	Bismarck St. Mary's	Ellendale/Edgeley/Kulm	Thompson
2017	West Fargo	Bismarck St. Mary's	Hillsboro/Central Valley	Wyndmere/Lidgerwood
2018	Bismarck	Shanley	Langdon Area/Edmore/Munich	Thompson

2019 Class A State Playoff Bracket








Back Row: Cole Scheig, Casey Larson, Jaeger Lundeen, Steven Fred, Jacob Fricke, Corbin Okeson, Noah Swegarden, Keegan Henjum, Rylan Vibeto; Middle Row: Coach Coleman, Coach Zeece, Josh Will, Nick Sanders, Kersey Harris, Jaxon Feller, Logan Merck, Bram Johanssen, Calvin Watkins, Chris McMahon, Coach Nagel, Front Row: Wesley Harvey, Marshall Peterson, Zachary Hendrickson, Bryson Elm, Denver Buck, Brett McKay, Rylan Scheig, Casey McMahon and Cutter Kent.

HEAD COACH ROGER COLEMAN

3rd Season

Career Record: 24-5  
Region/Conference Championship: 1  
Physical Education, Athletic Director & Girls' Basketball Coach at Bishop Ryan  
B.S. Education, Minot State University 2009  
Family: MaryBeth Coleman (wife), Kate Coleman (daughter)



SEASON RECORD 11-1

Lions	vs.	Dickinson.....	30-12
Lions	vs.	Carrington .....	42-0
Lions	vs.	Kenmare/Bowbells/Burke Central ...	63-6
Lions	vs.	Tioga.....	60-0
Lions	vs.	Velva.....	24-32
Lions	vs.	Nedrose .....	41-0
Lions	vs.	South Prairie.....	82-0
Lions	vs.	Des Lacs-Burlington .....	39-14
Lions	vs.	Garrison/Max.....	44-0

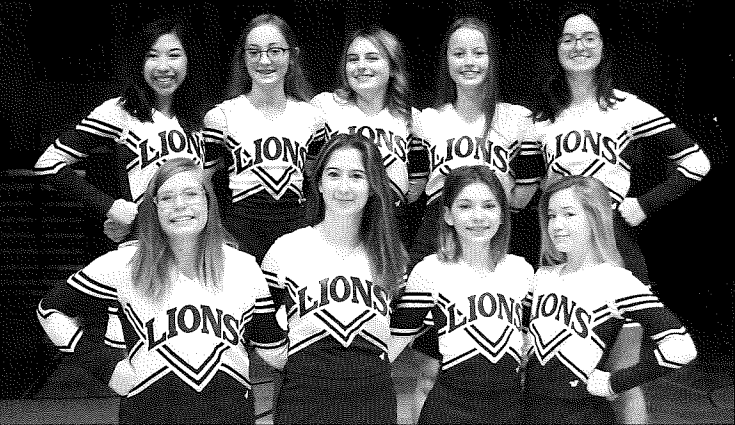
Playoffs

Lions	vs.	New Salem .....	34-12
Lions	vs.	Bowman Co.....	52-21
Lions	vs.	Velva .....	32-20

ABOUT BISHOP RYAN

Assistant Coaches .....	Tristan Scheig, Joey Zeece, Brock Nagel, Jackson Wilson	Managers .....	Jett Lundeen, Colton Feller, Brekken Johannes, Coy Okeson, Connor Harvey
Superintendent .....	Father JadyN Nelson	Camera .....	Isaac Keller, Gatlin Ledoux
Principal .....	Chase Lee	Trainer/Sports Medicine .....	Jessica Rundall
Athletic Director .....	Roger Coleman	Cheer Advisor .....	Kesli Cooper, McKenna Beeter
Chaplain .....	Father Gregory Crane	School Colors .....	Purple and White
		School Song .....	Notre Dame Victory March

No.	Name	Pos.	Ht.	Wt.	Yr.
1	Denver Buck	WR/FS	5'8	130	12
2	Bryson Elm	WR/CB	5'8	135	11
3	Zach Hendrickson	WR/SS	5'11	160	11
7	Rylan Scheig	QB/OLB	5'10	135	9
8	Nick Sanders	QB/FS	5'10	150	11
10	Jaeger Lundeen	WR/SS	6'2	165	12
11	Calvin Watkins	WR/SS	5'10	150	12
12	Josh Will	TE/OLB	6'1	190	10
13	Casey McMahon	WR/CB	5'7	130	11
14	Chris McMahon	WR/CB	5'6	130	9
19	Cole Scheig	WR/CB	6'1	160	12
24	Jaxon Feller	RB/OLB	5'9	150	11
26	Wesley Harvey	TE/OLB	5'10	145	10
27	Brett McKay	WR/ILB	5'7	145	9
31	Bram Johanssen	TE/OLB/K	6'	190	10
32	Rylan Vibeto	RB/ILB	6'1	170	10
33	Logan Merck	WR/ILB	5'8	170	11
54	Corbin Okeson	OL/DE	6'4	195	12
56	Kersey Harris	OL/OLB	5'10	195	12
70	Jacob Fricke	OL/DE	6'5	205	10
71	Cutter Kent	OL/DE	5'10	220	11
72	Casey Larson	OL/ILB	5'9	180	12
73	Keegan Henjum	OL/NT	6'	270	12
74	Noah Swegarden	OL/DE	5'10	230	12
75	Steven Fred	OL/NT	6'	250	10



Back Row: Taliyanna Perez, Gwynnie Johnson, Lauren Alexander, Ashley Arbegast, Slestia Walkup; Front Row: Morgan Mardikian, Madasyn Feller, Anna Haaland and Emma Haaland.

TEAM STATS Regular Season

Rushing yards average per game .....	225
Passing yards average per game .....	173
Points scored per game .....	47
Points allowed per game .....	9
Yards rushing allowed per game .....	86
Yards passing allowed per game .....	96

INDIVIDUAL STATS Regular Season

Scoring Leaders	Tot TD	2pt PAT	1pt PAT	FG	Total Pts
Jaxon Feller	23				138
Logan Merck	23				138
Bram Johanssen			57	4	69


Passing Leaders	Comp	Att	Pass Yd	Pass TD	Int	Cmp %
Nick Sanders	97	156	1538	29	12	62%

Rushing Leaders	Carries	Rush Yds	Rush TD	Yds/Carry
Jaxon Feller	221	1805	21	8.17
Logan Merck	70	460	6	6.57

Receiving Leaders	Rec.	Rec. Yds	Rec. TD	Yds/Rec.
Logan Merck	46	731	16	15.89
Bryson Elm	17	400	6	23.53
Jaxon Feller	16	214	2	13.38
Jaeger Lundeen	14	244	4	17.43

Defensive Leaders	Total Tack	T4L Sacks	Int.
Corbin Okeson	132	27/10.5	
Keegan Henjum	108	5/20.5	
Logan Merck	80	0/5	2
Jaxon Feller	71	6.5/15	





Back Row: Tucker Welsh, Hunter Feil, Cooper Zimmer, Orion NaDeau, Jack Romfo, Peyton Ulliyott, Sean Gette, Jackson Delvo, Grant Romfo; Middle Row: Carter Tetrault, Alex Cluchie, Brady Regner, Gage Goodman, Noah Anderson, Zach Rostvet, Simon Romfo, Jesse Fetsch, Sid Ulliyott, Wyatt Kartes; Front Row: Brody Stienmetz, Brett Myers, Drew Simpson, Jacob Pollestad, Shaun Goeser, Ethan Okeson, Marcus Kingzett, Alex Gellner, Gage Hochhalter and Roger Economy.

**HEAD COACH JOSHUA KRIVARCHKA**  
9th Season (8th as head coach)  
Career Record: 60-22  
Region/Conference Championship: 3  
NDHSAA State Championship: 1  
Physical Education and Health Teacher  
B.S. Human Performance & Fitness, NDSU 2003  
B.S. Education, Minnesota State University Mankato 2005  
Family: Pam (wife), Breck & Baylor (children)



SEASON RECORD 12-0

Cardinals	vs.	Northern Cass	39-8
Cardinals	vs.	Hatton/Northwood	40-8
Cardinals	vs.	Park River Area	65-6
Cardinals	vs.	Rugby	40-6
Cardinals	vs.	Harvey/Wells County	42-0
Cardinals	vs.	Westhope/Newburg/Glenburn	48-6
Cardinals	vs.	Bottineau	60-0
Cardinals	vs.	Carrington	40-8
Cardinals	vs.	Grafton	44-16

Playoffs			
Cardinals	vs.	Northern Cass	56-12
Cardinals	vs.	Oakes	50-13
Cardinals	vs.	Lisbon	50-0

ABOUT LANGDON/EDMORE/MUNICH

Assistant Coaches	Tim Polansky, Sam Preble, Marty Tetrault, Connor Weber, Alex Quintane	Athletic Director	Langdon - Ethen Askvig Munich - Tim Polansky Edmore - Diane Martinson
Superintendent	Langdon - Daren Christianson Munich - Robert Bubach Edmore - Frank Schill	Managers	Nicholas Kingzett, Cody Amble, Jacob Sanders
Principal	Langdon - Stephanie Hochhalter Munich - Robert Bubach Edmore - Diane Martinson	Camera	Jayden Lee
		School Colors	Cardinal Red & White
		School Song	College Boy

No.	Name	Pos.	Ht.	Wt.	Yr.
2	Grant Romfo	RB/LB	6'0"	185	11
4	Tucker Welsh	WR/DB	5'10"	145	10
7	Hunter Feil	WR/DB	5'11"	150	12
8	Simon Romfo	QB/DB	5'10"	175	11
10	Roger Economy	WR/DB	5'8"	145	11
11	Sean Gette	WR/DB	5'11"	165	12
12	Jackson Delvo	WR/DB	6'0"	165	12
13	Cooper Zimmer	TE/DE	5'11"	175	11
19	Gage Goodman	QB/DE	5'10"	180	9
20	Peyton Ulliyott	RB/DB	5'11"	160	12
21	Orion Nadeau	TE/LB	5'10"	135	9
24	Drew Simpson	RB/LB	5'8"	135	11
28	Zach Rostvet	RB/LB	5'10"	185	10
32	Noah Anderson	RB/LB	5'11"	185	12
50	Sid Ulliyott	OL/LB	5'9"	160	12
52	Carter Tetrault	OL/LB	5'8"	175	9
53	Shaun Goeser	OL/DE	5'7"	185	10
56	Brett Myers	OL/DE	5'6"	165	12
58	Jesse Fetsch	OL/DE	5'9"	185	12
61	Jacob Pollestad	OL/DL	5'6"	145	10
62	Alex Cluchie	OL/DL	5'10"	195	11
66	Jack Romfo	OL/DL	6'0"	205	9
70	Gage Hochhalter	OL/DL	5'10"	185	9
72	Ethan Okeson	OL/DL	5'9"	210	9
75	Alex Gellner	OL/DL	5'8"	185	9
78	Jacob Rademacher	OL/DL	5'9"	330	9
80	Wyatt Kartes	WR/DB	5'10"	155	12
81	Markus Kingzett	WR/DB	5'8"	140	9
85	Brody Steinmetz	WR/DB	5'4"	115	9
88	Brady Regner	RB/LB	5'9"	155	9

TEAM STATS Regular Season

Rushing yards average per game	212.8
Passing yards average per game	231.7
Points scored per game	47.6
Points allowed per game	7.5
Yards rushing allowed per game	82.2
Yards passing allowed per game	55.2

INDIVIDUAL STATS Regular Season

Scoring Leaders	Tot TD	2pt PAT	1pt PAT	FG	Total Pts
Grant Romfo	25	12	0	0	174
Simon Romfo	13	4	20	0	106
Jackson Delvo	13	4	0	0	86
Sean Gette	10	10	0	0	80

Passing Leaders	Comp	Att	Pass Yd	Pass TD	Int	Cmp %
Simon Romfo	164	235	2395	34	1	70%

Rushing Leaders	Carries	Rush Yds	Rush TD	Yds/Carry
Grant Romfo	100	746	18	7.46
Simon Romfo	69	721	11	10.45
Noah Anderson	48	291	3	6.06

Receiving Leaders	Rec.	Rec. Yds	Rec. TD	Yds/Rec.
Jackson Delvo	48	775	13	16.15
Grant Romfo	45	540	6	12.00
Sean Gette	43	560	9	13.02
Cooper Zimmer	13	306	4	23.54

Defensive Leaders	Total Tack	T4L Sacks	Int.
Jesse Fetsch	80	8	
Grant Romfo	65	4	2
Sid Ulliyott	63	2	2
Simon Romfo	34		6



NDHSAA Dakota Bowl Records (1993-present)

INDIVIDUAL RECORDS

**Best Completion Percentage (10 Or More Attempts)**  
.818 (9-11)... Wyatt Harles, Wyndmere-Lidgerwood (2017)

**Best Completion Percentage (20 Or More Attempts)**  
.810 (17-21). Will Madler, Bismarck High (2018)

**Best Punting Average (4 Or More Kicks)**  
50.0 yards..... Jonny Thompson, Hatton/Finley-Sharon (1998)

**Best Rushing Average (12 Or More Attempts)**  
23.6..... Ryan Chrest, Cavalier (2013)

**Longest Field Goal**  
43 yards..... Ryan Matire, Bismarck St. Mary's (2013)

**Longest Kickoff Return**  
98 yards..... Graham Andrist, Divide County (1998)

**Longest Pass Completion**  
90 yards..... Dustin Erbes to Jon Griffith, Richland (2005)

**Longest Punt**  
67 yards..... Marcus Carpenter, Cavalier (2003)

**Longest Punt Return**  
80 yards..... Adam Cotton, Hillsboro (1996)

**Longest Run From Scrimmage**  
95 yards..... Isaac Jacobs, Divide County (2012)

**Longest Scoring Pass Reception**  
90 yards..... Jon Griffith, Richland (2005)

**Most Interception Yards**  
124 yards..... Brock Goldade, Harvey (1998)

**Most Offensive Yards (Passing/Rushing)**  
543..... Jonah Schwarzenberger, Napoleon-Gackle-Streeter (2011)

**Most Pass Receptions**  
11..... Daniel Grande, North Star (2011)

**Most Passes Attempted**  
42..... Dylan Schestler, Des Lacs-Burlington (2016)

**Most Passes Completed**  
22..... Dylan Schestler, Des Lacs-Burlington (2016)

**Most Passes Intercepted**  
4 (TIE)..... Scott Kopp, Flasher-Carson (1993); Kyle Ihry, Central Valley (1999)

**Most Rushing Attempts**  
43..... Jordan Dewald, Napoleon-Gackle-Streeter (2006)

**Most Touchdowns (Rushing/Receiving/Passing)**  
6 (TIE)..... Jared Essler, Minot Bishop Ryan (1999); Kyle Steffes, Dickinson Trinity (2001); Luke Foertsch, Wyndmere/Lidgerwood (2017)

**Most Touchdowns Passing**  
5 (TIE)..... Tim Horn, Fargo North (2000); Jacob Hagler, North Star (2011); Brady Heyen, Richland (2015)

**Most Touchdowns Receptions**  
3 (TIE)..... Jonny Thompson, Hatton/Finley-Sharon (1998); Daniel Grande, North Star (2011); Cole Sorby, Thompson (2016)

**Most Touchdowns Rushing**  
6..... Kyle Steffes, Dickinson Trinity (2001)

**Most Yards Passing**  
377..... Jacob Hagler, North Star (2011)

**Most Yards Receiving**  
234..... Jason Moore, Dickinson (1997)

**Most Yards Rushing**  
377..... Ryan Chrest, Cavalier (2013)

**Total Yards (All Returns)**  
179 yards..... Adam Cotton, Hillsboro (1996)

**Total Yards (Kickoff Returns)**  
143 yards..... Graham Andrist, Divide County (1998)

**Total Yards (Punt Returns)**  
95 yards..... Adam Cotton, Hillsboro (1996)

**TEAM RECORDS**

**Best Average Yards Per Play**  
12.7..... Cavalier (2013)

**Best Pass Completion Percentage (10 Or More Attempts)**  
.818 (9-11).. Wyndmere/Lidgerwood (2017)

**Longest Game (Time)**  
2:57..... Hazen vs. Westhope-Newburg-Glenburn (2012)

**Longest Scoring Drive (Distance)**  
99 yards (Tie)... Killdeer, (19 plays, 1995); Bismarck High (10 plays, 2018)

**Longest Scoring Drive (Elapsed Time)**  
9:19 (80 yards) ..... Devils Lake (2010)

**Most First Downs**  
38..... Napoleon-Gackle-Streeter (2011)

**Most Fumbles**  
5 (TIE)..... Rolette-Wolford (1997); Hillsboro (2008); Grafton (2012); Westhope-Newburg-Glenburn (2012)

**Most Fumbles Lost**  
5..... Grafton (2012)

**Most Offensive Plays**  
81..... North Prairie (2015)

**Most Passes Attempted**  
43..... Des Lacs-Burlington (2016)

**Most Passes Completed**  
22..... Des Lacs-Burlington (2016)

**Most Passes Intercepted**  
5 (TIE)..... Flasher-Carson (1993); Central Valley (1999)

**Most Passing First Downs**  
17..... North Star (2011)

**Most Points Scored (One Team)**  
60..... Wyndmere/Lidgerwood (2017)

**Most Points Scored (Two Teams)**  
92..... Napoleon-Gackle-Streeter (50) vs. North Star (42), (2011)

**Most Rushing Attempts**  
64..... Hillsboro/Central Valley (2018)

**Most Rushing First Downs**  
22..... Bismarck St. Mary's (2016)

**Most Total Offensive Yards (Net)**  
669..... Hazen (2012)

**Most Yards Passing**  
370 yards..... North Star (2011)

**Most Yards Rushing**  
519..... Cavalier (2013)

2019 Class AA State Playoff Bracket







Back Row: Armani Smith, Amari Gilmore, Trysten Buchfinck, McKoy Mohl, Ashtin Newman, Wyatt Finley, Taylor Thompson, Justice Smith Fifth row: Mason Mellmer, Colter Martin, Tarren Loarson John Goodvin, Kevin Gilmore Mason Wolstenholm, Davis Reiker; Third Row: Logan Waller, Dawson Filibeck, Jacob Lagunas, Seth Weigum, Jack Koppelsloen, Isaak Zayne Phelps, Tayton Vondra, Connor Bosch; Second Row: Trey Brandt, Andrew Hager, Dawson Dutchuk, Jacob Klaudt, Tyler Schaeffer, Beau Klatt, Trapper Skalsky, Elijah Barbot, Easton Schantz, Carson Weigum; Front Row: Aaron Ripplinger, Austin Richardson, Jonah Larson, Tristen Miller, Jace Lee, Korey Rueb, Cade Steffan, Devin Askim and Nathan Battest.

HEAD COACH JIM DOOLEY

8th Season


Career Record: 217-90

Region/Conference Championships: 14

NDHSAA State Championships: 1

Weight Training & Leadership Teacher,  
Beulah High School

B.S. English, Rocky Mountain College 1990



SEASON RECORD 10-1

Miners	vs.	Valley City	22-8
Miners	vs.	Devils Lake	36-6
Miners	vs.	Wahpeton	42-14
Miners	vs.	Hillsboro/Central Valley	8-21
Miners	vs.	Hazen	26-21
Miners	vs.	Bismarck St. Mary's	36-35
Miners	vs.	Turtle Mountain	43-32
Miners	vs.	Stanley	17-0
Miners	vs.	Watford City	39-0

Playoffs

Miners	vs.	Devils Lake	29-20
Miners	vs.	Valley City	15-7

ABOUT BEULAH

Assistant Coaches: .....Jason Simpenderfer, Kasey Koepplin,  
Mitch Grochow, Josh Schank, Derek Morris

Superintendent .....Travis Jordan

Principal .....Carl Blackhurst

Athletic Director .....Jason Simpenderfer

Statisticians .....Keshawn Gilmore & Jared Klaudt

Camera .....Cain Kaiser, Cael Voigt & Cruz Riegel

Trainer/Sports Medicine .....DJ Erickson

Cheer Advisor .....Kim Burge

School Colors..... Blue and Gold

School Song ..... On Wisconsin

No.	Name	Pos.	Ht.	Wt.	Yr.
2	Logan Waller	SE/LB	5'10	148	9
3	Trey Brandt	QB/DB	6'0	160	10
4	Elijah Barbot	RB/DB	5'7	137	11
5	Isaak Barbot	RB/DB	5'5	135	10
7	Trapper Skalsky	RB/LB	5'11	160	10
8	Mason Mellmer	RB/LB	5'3	113	9
9	Easton Schantz	SE/DB	5'10	170	11
10	Andrew Hager	SE/DB	6'1	154	11
13	Nathan Battest	RB/DB	5'10	155	11
17	Kevin Gilmore	SE/DB	5'10	150	10
18	Amari Glimore	RB/LB	5'11	180	10
20	Jack Koppelsloen	QB/DB	5'9	125	9
21	Zayne Phelps	RB/LB	5'8	155	10
22	Tryston Miller	RB/DB	6'0	165	12
24	Colter Martin	RB/DB	5'6	147	9
35	Carson Weigum	TE/LB	6'6	192	11
37	Devin Askim	SEDB	5'9	171	12
41	Jace Lee	RB/LB	5'9	181	12
50	Mason Wolstenholm	OL/DL	5'9	208	9
52	Tayton Vondra	OL/DL	5'8	225	10
54	Aaron Ripplinger	OL/LB	6'0	195	11
55	Korey Rueb	OL/DL	6'1	288	12
57	Armani Smith	OL/DL	6'0	245	9
58	Dawson Dutchuk	OL/RB/LB	5'7	183	11
59	McKoy Mohl	OL/DL	5'7	135	9
60	Jacob Klaudt	OL/DL	6'0	207	11
62	Ashtin Newman	OL/DL	5'9	195	10
63	Tucker Erickson	OL/RB/LB	5'10	145	11
64	Austin Richardson	OL/DL	6'2	202	12
65	Trysten Buchfinck	OL/DL	6'1	270	10
67	Cade Steffan	OL/DL	5'11	215	12
70	Tarren Larson	OL/DL	6'0	188	9
78	Triston Fabela	OL/DL	5'10	285	9
80	Seth Weigum	SE/DB	5'10	148	10
81	Beau Klatt	SE/LB	5'11	157	11
82	Tyler Schaeffer	SE/DB	5'9	148	10
93	Davis Reiker	TE/DB	5'7	141	9
94	Dawson Filibeck	TE/LB	6'3	185	10
95	Jonah Larson	TE/OL/DL	6'6	260	12



Echo Burge, Jaida Doe, Emily Larson; Front Row: Nuvia Gomez and Cassidy Kraft.

TEAM STATS Regular Season

Rushing yards average per game	363.8 yds/game
Passing yards average per game	48.1 yds/game
Points scored per game	31.2 points/game
Points allowed per game	17.4 points allowed/game
Yards rushing allowed per game	112.2 yds allowed/game
Yards passing allowed per game	90.4 yds allowed/game

INDIVIDUAL STATS Regular Season

Scoring Leaders	Tot TD	2pt PAT	1pt PAT	FG	Total Pts
Nate Battest	16	5	0	0	106
Tryston Miller	9	1	0	0	56
Trapper Skalsky	5				30
Eli Barbot	0	0	21	0	21
Jace Lee	3	0	0	0	18


Passing Leaders	Comp	Att	Pass Yd	Pass TD	Int	Cmp %
Trey Brandt	27	50	357	6	6	54%
Jace Lee	1	4	33	0	1	25%
Jack Koppelsloen	3	5	32	0	0	60%

Rushing Leaders	Carries	Rush Yds	Rush TD	Yds/Carry
Tryston Miller	150	1215	8	8.10
Nate Battest	127	1116	14	8.79
Trapper Skalsky	43	387	4	9.00
Jace Lee	40	287	4	7.18

Receiving Leaders	Rec.	Rec. Yds	Rec. TD	Yds/Rec.
Tryston Miller	10	107	1	10.70
Nate Battest	8	153	2	19.13
Trapper Skalsky	6	80	1	13.33
Jonah Larson	3	27	2	9.00

Defensive Leaders	Total Tack	T4L Sacks	Int.
Trapper Skalsky	59	4	1
Aaron Ripplinger	38	2	2
Korey Rueb	32	5	0
Jacob Klaudt	31	3	0





Back Row: Connor Sundeen, Coach Zach Hinkle, Coach Nathan Walsh, Coach Scott Olsen, Coach Kevin Lokken, Coach Dusty Brend, Logan Evans; Fourth Row: Gavin Mitzel, Riley Olsen, Peter Dryburgh, Cole Hebl, Eason Baesler, Oscar Leal, Micah Longthorne, Caleb Hatlestad, Reeve Leiser, Simon Mau, Dylan Foss, Harley Hudson, Jeremiah Torroll; Third Row: Jack Paulsrud, Gannon Limke, Barrett Willison, Immanuel Suhardi, Jace Leshuk, Jaime Martinez, John Geray, Tyler Fuglesten, Alex Cotton, Parker Gallagher, Mason Fandrich, Mark Mattson; Second Row: Cody Huot, Luke Dryburgh, Dylan Bye, Sam Preston, Payton Beliles, Kaden Pastian, Angel Valdez, Adrian Valdez, Collin Eberhardt, Devin Hankel, Joey Riley; Front Row: Landen Reed, Zach Nelson, Ezra Longthorne, Gavin Wright, Mason Richter, Isaac Luithle, Oscar Benson, Micah Gallagher, Patrick Limke, Joey Camrud, Koy Olson and Carson Henningsgard. Not pictured: Coach Gumpy Mikkelsen and Coach Wyatt Schultz.

HEAD COACH SCOTT OLSEN

13th Season (10th as head coach)

Career Record: 75-24


Region/Conference Championship: 7

NDHSAA State Championship: 1

Vice President at Olsen Hardware

Sociology Degree with coaching concentration, Midland College 2003

Family: Carissa (wife), Riley, Madison, Kennedy, Harper (children)



SEASON RECORD 11-0

Burros	vs.	Grafton	47-0
Burros	vs.	Watford City	46-6
Burros	vs.	Bismarck St. Mary's	20-7
Burros	vs.	Beulah	21-8
Burros	vs.	Wahpeton	54-0
Burros	vs.	Devils Lake	14-13
Burros	vs.	Central Cass	36-14
Burros	vs.	Kindred	13-6
Burros	vs.	Valley City	19-0

Playoffs

Burros	vs.	Turtle Mountain	40-12
Burros	vs.	Bismarck St. Mary's	35-0

ABOUT HILLSBORO/CENTRAL VALLEY

Assistant Coaches .....Nathan Walsh, Zach Hinkle,  
Dustin Brend, Gumpy Mikkelsen, Kevin Lokken  
Superintendent .....H-Paula Suda  
CV Jeremy Brandt  
Principal .....H-Terry Baesler  
CV Frank Justin  
Athletic Director .....H-Dave Nelson  
CV-Nathan Walsh

Managers .....Dylan Mitzel, Griffin Mitzel, Tyson Leshuk  
Camera .....Stephanie Olsen  
Trainer/Sports Medicine ..... Kristen Shulz, Jenny Schaetz  
School Colors .....Blue and White  
School Song ..... On Wisconsin

No.	Name	Pos.	Ht.	Wt.	Yr.
1	Gavin Wright	WR/CB	6'2	180	12
2	Micah Gallagher	QB/FS	5'9	150	12
3	Carson Henningsgard	WR/SS	6'3	170	12
4	Gavin Mitzel	RB/LB	6'	160	10
5	Sam Preston	QB/FS	6'3	160	11
6	Alex Cotton	WR/CB	5'9	130	10
7	Parker Gallagher	QB/CB	5'9	140	10
8	Patrick Limke	WR/FS	6'4	140	12
9	Koy Olson	WR/CB	5'10	140	12
10	Riley Olsen	QB/LB	5'9	170	9
11	Oscar Benson	RB/LB	6'1	190	12
14	Peter Dryburgh	TE/LB	6'	150	9
15	Jace Leshuk	RB/LB	5'10	160	10
16	Gannon Limke	WR/FS	6'2	140	10
18	Landen Reed	TE/DE	6'1	190	12
19	Micah Longthorne	WR/CB	5'7	110	9
20	Ezra Longthorne	RB/CB	5'10	140	12
22	Payton Beliles	WR/LB	5'8	150	11
23	John Geray	WR/CB	5'8	130	10
24	Cole Hebl	FB/LB	5'11	170	9
25	Jack Paulsrud	TE/LB	5'10	160	10
26	Luke Dryburgh	TE/LB	5'11	170	11
27	Isaac Luithle	FB/LB	5'10	160	12
30	Reeve Leiser	FB/LB	5'8	150	9
32	Tyler Fugelsten	TE/DE	6'2	160	10
33	Simon Mau	WR/CB	5'9	140	9
42	Devin Hankel	FB/LB	5'9	160	11
50	Immanuel Suhardi	OL/DL	5'9	150	10
51	Joey Riley	OL/DL	5'11	230	10
52	Zach Nelson	OL/DL	6'	190	12
54	Joey Camrud	OL/DL	6'3	210	12
55	Mason Richter	OL/DL	5'9	200	12
57	Angel Valdez	OL/DL	5'9	230	11
58	Cody Huot	OL/DL	6'	190	11
59	Kaden Pastian	OL/LB	6'2	200	11
62	Oscar Leal	OL/DL	5'10	180	9
64	Ean Derringer	OL/DL	5'8	200	9
65	Logan Evans	OL/DL	5'11	160	10
66	Kollin Eberhardt	OL/DL	5'10	220	11
67	Caleb Hatlestad	OL/DL	5'10	180	9
68	Dylan Bye	OL/DL	6'3	170	11
70	Jaime Martinez	OL/DL	5'10	190	10
71	Masyn Fandrich	OL/DL	5'11	170	10
75	Barret Willison	OL/LB	5'9	150	10
76	Easton Baesler	OL/DL	6'1	170	9
77	Adrian Valdez	OL/DL	5'8	190	11
78	Dylan Foss	OL/DL	5'11	160	9
79	Mark Mattson	OL/DL	6'	220	10
86	Connor Sundeen	WR/DB	5'9	130	10
88	Harley Hudson	WR/FS	5'11	130	9

TEAM STATS Regular Season

Rushing yards average per game	210
Passing yards average per game	80
Points scored per game	31
Points allowed per game	6.6
Yards rushing allowed per game	77.5
Yards passing allowed per game	85

INDIVIDUAL STATS Regular Season

Scoring Leaders	Tot TD	2pt PAT	1pt PAT	FG	Total Pts
Oscar Benson	17				102
Micah Gallagher	15				90
Gavin Wright	8				48
Ezra Longthorne	5				30
Isaac Luithle	4				24
Parker Gallagher			29	1	32

Passing Leaders	Comp	Att	Pass Yd	Pass TD	Int	Cmp %
Micah Gallagher	40	80	734	10	5	50%

Rushing Leaders	Carries	Rush Yds	Rush TD	Yds/Carry
Oscar Benson	142	969	15	6.82
Micah Gallagher	81	383	5	4.73
Ezra Longthorne	35	210	4	6.00
Isaac Luithle	37	187	4	5.05

Receiving Leaders	Rec.	Rec. Yds	Rec. TD	Yds/Rec.
Gavin Wright	17	365	6	21.47
Carson Henningsgard	13	182	2	14.00
Landen Reed	6	89	1	14.83
Oscar Benson	4	133	2	33.25

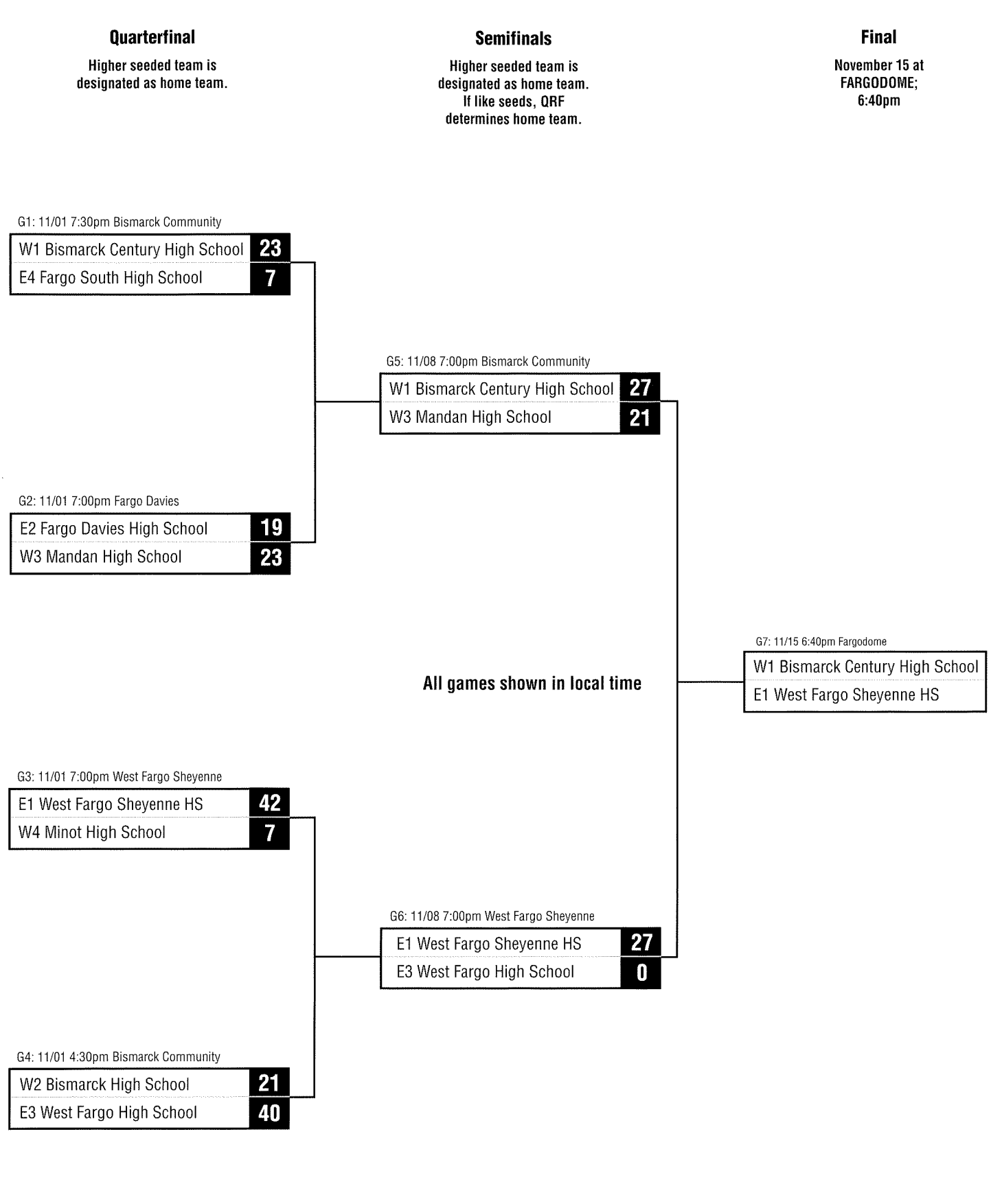
Defensive Leaders	Total Tack	T4L Sacks	Int.
Isaac Luithle	53	10	
Oscar Benson	46	11	1
Luke Dryburgh	43	9	1
Gavin Wright	30		8




NDHSAA Dakota Bowl Team Appearances (1993-present]

Beulah: 2005, 2015	Lisbon: 1999, 2004, 2007
Bismarck High: 1997, 2000, 2001, 2003, 2007, 2008, 2009, 2010, 2011, 2012, 2013, 2016, 2018	Maddock: 2001, 2002
Bismarck Century: 2011, 2012, 2015, 2016, 2018	Minot High: 1999, 2002, 2006, 2014, 2015, 2017
Bismarck St. Mary's: 1994, 1995, 2013, 2014, 2016, 2017, 2018	Bishop Ryan: 1994, 1997, 1999
Shiloh Christian: 2014, 2017	Milnor-North Sargent: 2010, 2013
Carrington: 1999, 2002	Mott-Regent: 2007
Cavalier: 2002, 2003, 2004, 2005, 2013, 2014	Napoleon-Gackle-Streeter: 2006, 2007, 2011
Central Valley: 1999	New England-Regent: 1995, 1996, 1997
Des Lacs-Burlington: 1993, 2016	New Rockford-Sheyenne: 2003, 2004, 2012
Devils Lake: 2007, 2009, 2010	New Salem/Glen Ullin: 2016, 2018
Dickinson: 1997	North Star: 2011
Dickinson Trinity: 2000, 2001, 2002, 2003, 2005, 2006	North Prairie: 2015
Divide County: 1998, 2005, 2012	Parshall-White Shield: 2009
Edgely/Kulm: 1994, 2004	Park River-Fordville-Lankin: 2014, 2015
Ellendale/Edgely/Kulm: 2016	Richland: 2005, 2015
Fargo Davies: 2014	Rolla-Rock Lake: 1994
Fargo North: 1995, 2000	Rolette-Wolford: 1997
Fargo South: 1993, 1996, 2001, 2004, 2005, 2006, 2007, 2008, 2009, 2010, 2013	Rugby: 1998, 2000
Shanley: 2009, 2010, 2011, 2012, 2014, 2015, 2017, 2018	Sargent Central: 1993
Oak Grove: 2007	Stanley-Powers Lake: 1998, 1999, 2002, 2011
Flasher-Carson: 1993	Strasburg-Zeeland: 2001
Grafton: 1994, 2011, 2012	Thompson: 1995, 2016, 2018
Grand Forks Central: 1996, 2004, 2005	Turtle Lake-Mercer: 2006
Harvey: 1993, 1995, 1996, 1997, 1998, 2001, 2007, 2008	Valley City: 2008
Hatton/Finley-Sharon: 1998	Velva-Sawyer: 1997, 2000, 2001, 2003, 2004. 2005, 2006, 2009, 2010
Hazen: 1996, 2001, 2012, 2013	Wahpeton: 1998, 2013
Hankinson: 2009	Watford City: 1997-98, 2006, 2008
Hillsboro: 1996, 2008	Westhope-Newburg-Glenburn: 2012, 2013
Hillsboro/Central Valley: 2017, 2018	West Fargo: 1993, 1998, 1999, 2002, 2003, 2017
Hope-Page: 2000	Wells County: 2010
Jamestown: 1994	Williams County: 2008
Killdeer: 1995, 2014, 2015	Wyndmere-Lidgerwood: 2010, 2017
Kindred: 2016	
LaMoure/Litchville/Marion/Verona: 2003	
Langdon-Munich: 2000, 2009	
Langdon Area/Edmore/Munich: 2017, 2018	
Larimore: 2004	
Linton-HMB: 1999, 2000, 2002, 2003, 2006, 2008, 2011	

2019 Class AAA State Playoff Bracket








Back Row: Coach Kent Schweigert, Coach Tim Fletcher, Coach Cory Volk, Coach Brad Townsend, Coach Todd Schwarzkopf, Coach Steve Feeney, Coach Ron Wingenbach, Coach Rod Breitbach, Coach Kenyon Wingenbach; Sixth Row: Carsten Irgens, Nathan Sabot, Justice Coleman, Noah Schaffner, Andrew Walter, Trey Shereck, Hunter Harvey, Brock Johnsen, Andrew Leingang, Wadley Lamy, Edmund Kraljic, Klein Kaminka; Fifth Row: Peter Cady, Seth Nelson, Jacob Burckhard, Lucas Mansmith, Camden Schwarzkopf, Connor Trahan, Konnor Stordalen, Kaden Jangula, Drew Kelsch, Maguire Martin, Thomas Jeske, Lucas Schweigert, Cody Sorenson; Fourth Row: Dylan Kraft, Tarrell Smith, Mason Burke, Carter Sparks, Paul Osmond, Nick Korom, Skyler Riedinger, Griffin Jensen, Devin Schulz, Cody Backman, Jaden Braun, Austen Hasche, Alex Schmidt, Ben Mansmith; Third Row: Isaiah Pajimula, Jaxon Tabert, Duncan Tufte, Brayden Hendricks, Ethan Oswald, Jace Anderson, Jacob Boehm, Ryan Balzer, Brady Dahl, Grant Anderson, Cade Feeney, Cooper Christian, Jack Schall, Tristan Wilson; Second Row: William Hermanson, Trayton Hinderer, Payton Rodd, Nic Felton, Cayden Sorge, Finnegan McMerty, Justin Bosch, Carson Skar, Tyse Leier, Connor Hanson, Noah Fosland, Ian Ely, Cade Garcia, Luke Domres, Ethan Morris; Front Row: Student Manager Irie Townsend, Kaleb Cooper, Trevor Ragan, Jacob Renz, Adam Schmidt, Nate Anderson, Brennen Bohl, Marshall Taylor, Sam Ashley, Holden Ubl, TaSean Page, Jordan Jones, Franck Oro Nendji, Damon Dixon and DaRon Johnson. Not Pictured: Ben Cleary, Wade James and Brody Toton.

HEAD COACH RON WINGENBACH  
30th Season

Career Record: 235-137  
Region/Conference Championships: 8  
NDHSAA State Championships: 3  
Math Teacher, Century High School  
(also an assistant track & field coach)  
B.S. Math, Physical & Drivers Education – Dickinson State University 1984  
Masters Educational Leadership, University of North Dakota 2004  
Family: Mary (wife), Nicole, Kenyon & Kameron (children), 4 Grandchildren



SEASON RECORD 11-0

Patriots	vs.	Fargo Davies	38-15
Patriots	vs.	West Fargo	31-0
Patriots	vs.	Bismarck Legacy	34-0
Patriots	vs.	Williston	36-7
Patriots	vs.	Minot	43-13
Patriots	vs.	Mandan	37-15
Patriots	vs.	Jamestown	29-8
Patriots	vs.	Dickinson	41-6
Patriots	vs.	Bismarck High	20-10


Playoffs

Patriots	vs.	Fargo South	23-7
Patriots	vs.	Mandan	27-21

ABOUT BISMARCK CENTURY

Assistant Coaches ..... Rod Breitbach, Brad Townsend, Kent Schweigert, Cory Volk, Steve Feeney, Kenyon Wingenbach, Tim Fletcher, Todd Schwarzkopf, Rich Hovland, Justin Miller, Dan Murphy, Brennan Doan  
Superintendent .....Dr. Jason Hornbacher  
Principal .....Steve Madler  
Assistant Principals .....Mark Murdock, Sharon Espeland  
Building Athletic Director.....Ben Lervick  
District Athletic Director.....Dave Zittleman

Managers.....Irie Townsend  
Camera .....Kevin Gabbert  
Trainer/Sports Medicine .....Dean Chumley, Dr. Jon Kolberg  
Student Trainers .....Irie Townsend  
Cheer Advisor .....Tammy Duursma  
School Colors..... Navy & Red  
School Song .....Bismarck Century School Song



Back Row: Evelynn Bitz, Jurny Summers, Ava Nickel, Mea Berger, Faith Smithers, Soleil Hager, Gabby Wimmers, Cassidy Vatnsdal, Emerson Jackson; Front Row: Annika Hendrickson, Leah Bandy, Ella Helm, Kathie Siemoneit, Sarah Bosch, Kathy Brown, Leree Lundin, Morgan Nelson and Katrina Cysewski.

TEAM STATS Regular Season

Rushing yards average per game .....223.9 yds/game  
Passing yards average per game .....120.7 yds/game  
Points scored per game ..... 33.2 points/game  
Points allowed per game .....8.1 points allowed/game  
Yards rushing allowed per game .....65.8 yds allowed/game  
Yards passing allowed per game ..... 115.1 yds allowed/game

INDIVIDUAL STATS Regular Season

Scoring Leaders	Tot TD	2pt PAT	1pt PAT	FG	Total Pts
Cade Garcia	18	1	0	0	110
Cade Feeney	10	1			62
Wade James			30	8	54
Grant Anderson	6				36
Skyler Reidinger	6				36

Passing Leaders	Comp	Att	Pass Yd	Pass TD	Int	Cmp %
Cade Feeney	68	110	1150	9	1	62%


Rushing Leaders	Carries	Rush Yds	Rush TD	Yds/Carry
Cade Garcia	157	928	18	5.91
Grant Anderson	103	585	4	5.68
Cade Feeney	101	475		4.70

Receiving Leaders	Rec.	Rec. Yds	Rec. TD	Yds/Rec.
Skyler Reidinger	25	534	6	21.36
Brock Johnsen	12	241	2	20.08
Cody Sorenson	11	160	0	14.55

Defensive Leaders	Total Tack	T4L Sacks	Int.
Damon Dixon	84	4	0
Andrew Walter	73	3	0
Lucas Schweigert	53	6	0
Griffin Jensen	55	3	0
Jace Anderson	49	4	1

No.	Name	Pos.	Ht.	Wt.	Yr.
1	Cody Sorenson	WR-DB	6'3"	175	12
2	Brock Johnsen	WR-DB	6'3"	180	11
3	Skyler Riedinger	WR-DB	6'1"	165	12
4	Connor Hanson	WR-DB	5'10"	170	12
6	Ryan Balzer	WR-DB	5'11"	165	12
8	Jacob Renz	WR-DB	5'10"	140	10
10	Cade Feeney	QB-DB	6'	195	12
11	Ian Ely	WR-DB	6'1"	190	11
12	Sam Ashley	WR-DB	5'10"	160	11
14	Nick Korom	RB-DE	6'2"	205	12
15	Noah Schaffner	QB-DB	6'5"	190	11
16	Seth Nelson	RB-DB	5'11"	170	10
17	Tarrell Smith	RB-DE	6'	185	12
18	Peyton Arndt	RB-OLB	5'10"	165	9
19	Devin Schulz	WR-DB	5'7"	140	12
20	Griffin Jensen	WR-OLB	6'	180	12
21	Justice Coleman	WR-DB	6'3"	180	11
22	Grant Anderson	RB-DB	5'9"	150	12
24	Noah Fosland	WR-DB	6'	165	11
25	Wade James	K	5'11"	160	11
26	Jordan Jones	RB-OLB	5'10"	150	10
27	Tyse Leier	RB-OLB	5'8"	160	12
29	Trevor Ragan	RB-DB	5'7"	155	10
30	Jaden Braun	RB-LB	6'	210	10
31	Duncan Tufte	TE-OLB	5'9"	150	10
32	Maguire Martin	RB-LB	6'1"	190	11
34	Cade Garcia	RB-OLB	5'11"	185	11
35	William Hermanson	RB-LB	5'8"	165	10
36	Carter Sparks	RB-DB	5'7"	150	12
37	Ben Mansmith	RB-LB	6'2"	175	10
39	Nate Anderson	WR-DB	5'10"	145	10
40	Jace Anderson	RB-OLB	6'	175	12
41	Jacob Boehm	RB-OLB	5'11"	185	11
45	Justin Bosch	TE-LB	5'9"	170	12
47	Franck Oro Nendji	RB-DB	5'9"	165	11
48	Peter Cady	TE-LB	5'11"	185	10
51	Damon Dixon	OL-LB	5'9"	195	12
54	Andrew Leingang	OL-DL	6'5"	260	11
55	Alex Schmidt	OL-LB	5'11"	215	11
58	TaSean Page	OL-DL	5'8"	330	12
59	Jaxon Tabert	OL-DE	5'9"	215	11
60	Tristan Wilson	OL-DL	5'11"	275	11
61	Camden Schwarzkopf	OL-DL	5'11"	300	11
62	Paul Osmond	K-DE	6'	200	10
64	Austen Hasche	OL-DL	6'1"	250	12
65	Edmund Kraljic	OL-DE	6'3"	195	11
70	Cooper Christian	OL-DL	6'1"	300	11
74	Nathan Sabot	OL-DL	6'3"	235	11
76	Konnor Stordalen	OL-DL	6'	325	12
77	Lucas Schweigert	OL-DL	6'0"	270	10
78	Jacob Burckhard	OL-DL	6'2"	295	9
81	Payton Rodd	WR-OLB	5'10"	160	10
83	Andrew Walter	TE-LB	6'2"	175	12
84	Connor Trahan	WR-DB	6'2"	180	10
86	Cody Backman	WR-DB	6'3"	160	12
88	Thomas Jeske	TE-DL	6'2"	215	11
89	Hunter Harvey	TE-DE	6'4"	230	11
90	Brayden Hendricks	RB-OLB	5'11"	155	10
94	Ethan Oswald	TE-DE	6'3"	175	12





Back Row: Dawson Bayliss, Amos Condley, Andrew Rott, Bryce Westphall, Parker Sander, Chris Compton, Jeremy Newton, Bryan Reed, Josh Karch, Ryan Bodell, Eric Braasch, Dave Benson, Jordan Aus; Sixth Row: Tanner Fritz, Tyler Terhark, Adam Clute, Zander Newton, Alex Goodiron, Aiden Thon, Jacob Kirkeby, Isaac Birnbaum, Abe Hestdalen, Elijah Kirkeby, Evan Birnbaum, Kole Burns, Cole Menz, Logan Wood; Fifth Row: Damian Dathe, Grant Warkenthien, John Bretherton, Tommy Bright, Dawson Galde, Kellen Entz, Cooper Borchardt, Jake Krumm, Bobby Chalifoux, Sam Carpenter, Brady Johnson, Alex Urlaub, Blake Haugen; Fourth Row: Kevin Gbadou, Jack Vangsness, Tate Gustafson, Oakley Eagleson, Brennan Sellheim, Thomas Erickson, Dylan Hemerick, Matt Fischer, Mckhi Kirkwood, Josh Henricks, Logan Staska, Matt Wegner, Zach Rodgers, Nathan Goldade; Third Row: Barika Kpeenu, Kenny Willis, Dylan Armstrong, TJ Schmidt, Max Burkhardt, Blake Wilm, Kyle Hagen, Chase Hoffman, Teboy Quiah, Logan Holsing, Tharin Parson, Cole Feist, Brayden Haugen; Second Row: Andy Cook, Drew Cleem, Luke Thompson, Carson Teckenburg, Sean Webster, Jace Edgerly, Lance Oster, Andrew Roberts, Blake Randash, Tanner Hegel, Matt Treib, Ty Brueske, Ethan Torpen, Ethan Sandhofner; Front Row: Nick Davis, Dominiec Flomo, Alex Talom, Tony Hoang, Jace Sutherland, James Hagen, Brady Duttonhefer, Coby Angeles, Matt Moore, KJ Franklin, Jaxson Migler, Roman Spangler and Colton Honrud.

HEAD COACH JEREMY NEWTON

6th Season


Career Record: 39-20

Region/Conference Championships: 2

Physical Education at West Fargo Sheyenne High School

B.S. Physical Education, MSUM 1997

Family: Leah Newton (wife), McKenzie & Zander (children)



SEASON RECORD		10-1
Mustangs vs.	Bismarck High.....	35-14
Mustangs vs.	Minot .....	28-14
Mustangs vs.	GF Red River .....	35-14
Mustangs vs.	Fargo North.....	20-14
Mustangs vs.	West Fargo.....	21-6
Mustangs vs.	Shanley .....	20-42
Mustangs vs.	GF Central .....	44-0
Mustangs vs.	Fargo Davies .....	35-26
Mustangs vs.	Fargo Davies .....	42-14
Playoffs		
Mustangs vs.	Minot.....	42-7
Mustangs vs.	West Fargo .....	27-0

ABOUT WEST FARGO SHEYENNE

Assistant Coaches ..... Josh Karch, Bryce Westphal, Bear Reed, Chris Compton, Andrew Rott, Ryan Bodell, Jordan Aus, David Benson, Eric Braasch, Parker Sander

Superintendent .....Beth Slette

Principal .....Dr. Pam Cronin

Assistant Principals .....Amanda Henry, Ryan Salisbury, Nate Schleicher

Athletic Director ..... Ross Richards

Managers.....Dejah Hunter, Rebecca kpor


Trainer/Sports Medicine .....Tessa Martin, Cody Freng

Cheer Advisor ..... Meghan Richardson, Jake Brannan

School Colors ..... Royal Blue & Orange

School Song .....Mustang Stampede

No.	Name	Pos.	Ht.	Wt.	Yr.
12	Kellen Entz	QB/DB	6'2	165	10
13	Tony Hoang	WR/DB	5'7	155	12
14	Konner Entz	QB/DB	6'1	150	9
16	Grant Warkenthien	QB/DB	6'0	160	10
17	Andrew Roberts	WR/DE	5'8	195	12
18	Logan Wood	QB/LB	6'1	185	11
19	Blake Haugen	WR/DB	5'11	160	12
20	Barika Kpeenu	RB/LB	5'10	185	11
22	Matt Treib	RB/LB	5'10	170	10
23	Brady Duttonhefer	WR/DB	5'8	155	10
25	James Hagen	RB/LB	5'8	160	10
26	Matt Wegner	RB/LB	5'9	185	12
27	Kyle Hagen	RB/LB	5'10	190	12
28	Matt Moore	RB/LB	5'7	150	12
29	Tanner Hegel	WR/DB	5'8	145	10
30	Andy Cook	RB/DB	5'10	170	10
32	Josh Henricks	RB/LB	6'0	210	10
34	Nathan Goldade	RB/DB	5'11	210	12
36	John Bretherton	RB/LB	6'0	155	10
40	Ty Brueske	WR/DB	6'0	155	10
42	Caden Rahr	RB/LB	6'2	160	9
43	Tate Gustafson	WR/DB	6'0	160	10
45	Nick Renner	RB/LB	5'9	160	9
48	Karter Menz	WR/DE	6'3	150	9
49	Chase Hoffman	OL/DL	5'10	190	10
50	Tharin Parson	OL/DL	5'10	210	10
51	Dylan Hemerick	OL/DL	6'0	210	11
52	Jack Vangsness	OL/LB	5'10	195	12
55	Kenny Willis	OL/DL	5'10	230	12
56	Tommy Bright	OL/DL	6'1	220	12
57	Sean Webster	OL/LB	5'9	180	12
60	Oakley Eagleson	OL/DL	6'1	210	10
63	Bobby Chalifoux	OL/DL	6'1	220	12
64	Ethan Sandhofner	OL/DL	5'8	225	12
65	Bryce Cain	OL/DL	6'5	225	9
66	Cole Feist	OL/DL	5'10	245	12
68	TJ Schmidt	OL/DL	5'10	210	11
69	Brennan Sellheim	OL/DL	6'2	210	10
70	Sam Carpenter	OL/DL	5'11	200	10
71	Dawson Galde	OL/DL	6'1	195	10
72	Abe Hestdalen	OL/DL	6'3	220	11
73	Matt Fischer	OL/DL	5'11	210	11
74	Adam Clute	OL/DL	6'3	255	11
75	Aiden Thon	OL/DL	6'3	200	12
76	Elijah Kirkeby	OL/DL	6'3	265	12
77	Jace Sutherland	OL/DL	5'9	230	10
78	Jacob Kirkeby	OL/DE	6'2	175	10
79	Dawson Bayliss	OL/DL	6'4	270	12
80	Carson Teckenburg	WR/DB	5'8	140	10
81	Alex Goodiron	TE/DE	6'2	225	11
82	Logan Holsing	WR/DB	5'10	150	10
84	Kole Menz	TE/DE	6'2	210	11
85	Ty Schlitching	WR/DE	5'10	140	9
87	Zander Newton	WR/DE	6'3	170	10
88	Evan Birnbaum	WR/DB	6'2	190	11
89	Brady Johnson	WR/LB	6'0	180	12



Back Row: Ashley Erickson, Brooke Markworth, Katie Johnson, April Wood, Julie Princess Bigay; Middle Row: Lauren Steffen, Nicole Farinella, Karissa Schmeets, Sarah Mathison, Hayley Schander, Leah De Leo; Front Row: Alice Clark, Ciana Murphy, Zareah Weatherspoon, Achol Deng and Maryah Moore.

TEAM STATS	Regular Season
Rushing yards average per game .....	260 yds/game
Passing yards average per game .....	103 yds/game
Points scored per game .....	31 points/game
Points allowed per game .....	18 points allowed/game
Yards rushing allowed per game .....	130 yds allowed/game
Yards passing allowed per game .....	100 yds allowed/game

INDIVIDUAL STATS	Regular Season				
Scoring Leaders	Tot TD	2pt PAT	1pt PAT	FG	Total Pts
Barika K'Peenu	14	0	0	0	84
Zach Rodgers	9				54
Tyler Terhark	11				66

Passing Leaders	Comp	Att	Pass Yd	Pass TD	Int	Cmp %
Grant Warkenthien	71	149	915	8	3	48%
Tyler Terhark	6	16	82	1	0	38%

Rushing Leaders	Carries	Rush Yds	Rush TD	Yds/Carry
Barika K'Peenu	121	1049	11	8.67
Zach Rodgers	115	471	7	4.10
Coby Angeles	65	399	5	6.14
Grant Warkenthien	56	243	4	4.34


Receiving Leaders	Rec.	Rec. Yds	Rec. TD	Yds/Rec.
Tyler Terhark	38	600	7	15.79
Barika K'Peenu	12	144	3	12.00
Coby Angeles	9	103	1	11.44

Defensive Leaders	Total Tack	T4L Sacks	Int.
Zach Rodgers	65	10	1
Matt Wegner	46	9	2
Tommy Bright	40	8	0
Alex Urlaub	19	1	5




NDHSAA Staff and Board of Directors

EXECUTIVE OFFICERS




Matthew J. Fetsch Executive Director  
Brian Bubach Associate Director  
Justin Fletschock Assistant Director  
Kevin Morast Assistant Director  
Brenda Schell Assistant Director  
Tom Mix Media Specialist

BOARD OF DIRECTORS



Scott Privratsky President Devils Lake  
Warren Strand Vice-President Fessenden  
Jeremy Brandt Buxton  
Mitch Carlson LaMoure  
Travis Jordan Beulah



Paul Jundt Bismarck  
Mark Rerick Grand Forks  
Dave Schoch Velva  
Michael Sorlie Gwinner  
Kirsten Baesler Bismarck  
Alexis Baxley Bismarck

Dept. of Public Instr. School Boards Assoc.

MINIMAL BEHAVIOR EXPECTATIONS FOR REGULAR AND POSTSEASON COMPETITIONS

- Respect the American flag and the National Anthem.
- Contesting schools shall each have an authorized faculty representative present who shall be responsible for his/her school's participants, students, and fans throughout the contest.
- Spectators must wear clothing that covers the entire torso. Those who do not comply or who wear clothing that is vulgar, obscene or that in some other way inappropriate, as determined by school/tournament personnel, will be removed from the facility if they do not cooperate with this behavior expectation.
- The use of appropriate language is expected at all times. Profanity, negative chants, trash talk, name-calling, personal attacks or other acts of disrespect are unacceptable and must be immediately addressed by school/tournament administrators.
- Any attendee ejected from a NDHSAA tournament venue will be banned from the venue(s) for the remainder of the event.
- Respect the game/contest. Under no condition shall anyone other than the members of the official squad enter the playing surface. No one may interfere with the contest in any way.
- Hand held signs and flags, which do not obstruct the view of others, are permitted provided they are in good taste. Signs or other similar items contest/tournament officials deem to be in poor taste will be removed. Message or "white" boards are prohibited. The carrying of flags around the playing surface is NOT allowed.
- Artificial noisemakers of any kind (i.e. megaphones, cowbells, sirens, whistles, thunder sticks, and other similar items) are not allowed at any indoor events, including outdoor sports played at indoor venues. Exception – Megaphones appropriately used by cheerleaders are permitted if allowed by contest officials.
- Laser lights or any other lights deemed distracting to participants are strictly prohibited.
- Confetti is banned at all NDHSAA tournament venues. Tournament staff is instructed to confiscate such articles at the door.
- Objects shall not be thrown into the stands at any NDHSAA tournament venue.
- The use of unmanned aerial vehicles (UAV), also known as drones, is prohibited for any persons at NDHSAA tournament venues.

NDHSAA History and Information

I. Membership

The NDHSAA is a non-profit organization of the high schools in the state of North Dakota. All schools eligible for membership belong to the Association. Membership is granted upon application of the School Board, at which time the school agrees to enforce the rules which the members have established and to participate in the legislative process of modification and revision of rules to fit the changing needs of member schools and students.

II. Purpose as per NDHSAA Constitution

The purpose of the Association is to contribute to the education of high school boys and girls of North Dakota by:

- Administering a program of interscholastic activities, clinics, contests and festivals among its member schools.
- Elevating the standards of good sportsmanship and encouraging growth in good citizenship, not only of high school students, but also of all others who come in contact with school activities.
- Protecting member schools, students, and personnel from exploitation of special interest groups.
- Encouraging pride in scholastic achievement as a fundamental basis for a well-balanced activities program.
- Supplementing the dramatic, literary, music and physical education programs of the schools and giving due emphasis to those tendencies which promise best to promote the mental and physical health and social well-being of all students.

III. Brief History

The activities association was founded in 1908 under the name of the High School League and originally was concerned only with athletics. In 1923 the state organization became affiliated with the National Federation of High School Athletic Associations (NFHS). A full-time executive director was employed in 1949, an assistant was added in 1963, a girls sports supervisor in 1973, and a music and speech coordinator in 1978.

In 1950 the Consolidated League, an organization of the smaller schools of the state, affiliated with the High Schools League, thereby uniting all high schools of the state under one organization. Music and speech activities were placed under the direction of the Association in 1955, and the name was changed to the North Dakota High School Activities Association at that time. Schools in the League were all one class for basketball competition from 1908 to 1932. A two-class system was used from 1933 to 1947 and a three-class system from 1948 to 1963. In 1964 the two-class system was restored and this arrangement has been in effect since then up to the present time. Official state champions have been named in boys track since 1908 and in boys basketball since 1914. Official champions in other sports were later added as follows: boys golf and boys tennis 1938, baseball 1950; wrestling 1959; boys cross country 1961; boys hockey 1967; girls track, golf and tennis 1966; girls gymnastics 1969; girls basketball 1974; girls swimming 1974; boys swimming 1975 and girls cross country 1979. State football champions were determined off and on between 1916 and 1959, when the

practice was discontinued, but were restored in 1975 when NDHSAA officially sponsored Class A, Class B and 9-man championship games. The NDHSAA Dakota Bowl - a one day event where all three football championship games are played - was introduced in 1993. In 1997, the current four division format (Division AAA, Division AA, Division A and 9-man) for NDHSAA football was introduced.

Basketball tournaments for girls were conducted by the Consolidated League for a number of years and by the NDHSAA from 1951 to 1960, at which time they were discontinued because of the small number of schools fielding teams. Girls basketball was reinstated as an NDHSAA-sponsored activity in 1973 on a district level, with separate state Class A and Class B championships being named since 1974. Class A girls volleyball state champions were first named in 1984 and Class B girls volleyball state champions were first named in 1989. Boys state soccer champions were first named in 1995 and girls state soccer champions in 1996. Girls state hockey champions were first named in 2003. Girls softball champions were first named in 2009 with separated Division A & B champions in 2012.

IV. Activities (Participation Numbers for 2018-19)

Athletic Activities	Number of Schools Participating	Number of Students Participating
Baseball	113	1,601
Basketball - Boys	161	2,914
Basketball - Girls	157	2,152
Cross Country - Boys	105	774
Cross Country - Girls	101	589
Football	151	4,078
Golf - Boys	122	895
Golf - Girls	116	476
Gymnastics	18	104
Hockey - Boys	38	616
Hockey - Girls	27	245
Soccer - Boys	18	662
Soccer - Girls	20	650
Softball	80	1,091
Swimming - Boys	25	297
Swimming - Girls	26	387
Tennis - Boys	21	303
Tennis - Girls	22	515
Track - Boys	154	2,562
Track - Girls	149	2,194
Volleyball	154	3,189
Wrestling	94	916

Music Activities		
Band	153	5,198
Vocal	151	5,347
Orchestra	20	958

Speech Activities		
Lincoln-Douglas Debate	13	99
Public Forum Debate	14	137
Drama	100	1,645
Speech	118	1,122
Student Congress	23	375

V. Registration of Officials and Interpretation Meetings

In the 2018-19 school year 1,466 officials registered with the NDHSAA. These men and women are furnished rule books for the sports in which they officiate, and examinations are provided annually in baseball, basketball, football, gymnastics, hockey, soccer, softball, swimming & diving, volleyball and wrestling. Officials are also required to complete online rules clinics in all sports and workshops in baseball, basketball, football, softball, volleyball and wrestling.

VI. School Administrator Meetings

The NDHSAA holds mandatory administrator meetings throughout North Dakota in September. The meetings cover various topics member schools should be aware of entering the school year.

VII. Cheerleader Clinics

The NDHSAA has recognized the importance of safety in cheerleading. Because of this, the Association has added rules/safety clinics for head cheer coaches of all member schools who have cheerleaders. These clinics recognize the importance of informing cheer coaches of proper safety techniques as well as emphasizing the responsibility of cheerleaders for sportsmanship and crowd control.

VIII. Organization of Association

**NDHSAA BOARD OF DIRECTORS**  
The Board of Directors consists of 11 members. Three Board members shall be chosen from Class A Schools, one each from two geographical areas and one at-large. Four administrators of Class B schools, one high school principal as a member-at-large and one athletic administrator. These representatives are elected by the membership as a whole, with each school having one vote. In addition, a representative of the North Dakota School Boards Association and the Superintendent of Public Instruction serve as a member of the Board.

REPRESENTATIVE ASSEMBLY

The superintendent or high school principal or athletic administrator of each school serves as a member of the representative assembly, with each school being entitled to one vote. An annual meeting is held each year to adopt rules and regulations governing interscholastic contests and eligibility regulations. All such rules are made by the representative assembly.

DISTRICT COMMITTEES

The district activities are controlled and managed by committees elected by school officials in each area.

EXECUTIVE OFFICERS

The administration of the various programs and the implementation of the policies of the Association are placed in the hands of the Executive Director, one Associate Director, three Assistant Directors and a Media Specialist who are employed by the Association.



Thank You 2019 Metro Patron Sponsors

Corporate Sponsors

Sanford Health   Scheels   Farmers Union Insurance  
F-M Convention & Visitors Bureau   Element by Westin  
Midco Communications   BEK Broadcasting Network

Platinum Patrons (\$500+)

3X Gear   Casey's General Store  
Center for Special Surgery  
Face & Jaw Surgery Center   Hornbachers  
Puzzled Escape Rooms   Rumble on the Red  
Wanzek Construction

Gold Patrons (\$250-\$499)

Fargo Freightliner   Gateway Chevrolet Hyundai Nissan  
Industrial Builders, Inc.   Nodak Insurance Co.  
Northern Improvement Co.   SESVanderHave USA, Inc.  
Shane LeBahn-Farmers Union Agent  
VISIONBank   Western State Bank

Silver Patrons (\$100-\$249)

Archer Real Estate Services   Bell Bank   Bergseth Bros.  
Dave & Sue Carlsrud   Collins and Krank/Raymond James  
Expressway Suites of Fargo   Ihry Insurance Agency   Luther Family  
Buick GMC   Magnum Companies   Maring Williams Law Office  
Minko Construction Inc.   NAI North Central  
Plains ENT & Facial Plastic Surgery   Prairieland Ag  
Probitas Promotions   Shack on Broadway  
The Clinic: Family Health & Sports Chiropractic

Bronze Patrons (\$50-\$99)

Apex Physical Therapy & Wellness Center  
Chris Heise Agency, Inc-American Family Insurance  
Curts Lock & Key Service, Inc.   Dakota Plains Realty   Epic Companies  
Hekner-Lybeck-Erickson Insurance   Herd & Horns Sports Bar & Grill  
Perfectly Beautiful Boutique   Total Imaging



# WATCH STATE VOLLEYBALL LIVE! ONLY ON:



POWERED BY: **BEK FIBER**



**Thursday, November 21**

Class A Opening Round ..... 1:00 PM  
Class A Opening Round ..... 3:00 PM  
Class A Opening Round ..... 5:00 PM  
Opening Round ..... 7:00 PM

**Friday, November 22**

Class A Consolation Game 1 ..... 1:00 PM  
Class A Consolation Game 2 ..... 3:00 PM  
Class A Semifinal Game 1 ..... 5:00 PM  
Class A Semifinal Game 2 ..... 7:00 PM

**Saturday, November 23**

Class A 7th Place Game ..... 11:00 AM  
Class A 5th Place Game ..... 1:00 PM  
Class A 3rd Place Game ..... 3:00 PM  
Class B Championship ..... 5:00 PM  
Class A Championship ..... 7:00 PM



**Thursday, November 21**

Class B Opening Round ..... 1:00 PM  
Class B Opening Round ..... 3:00 PM  
Class B Opening Round ..... 5:00 PM  
Class B Opening Round ..... 7:00 PM

**Friday, November 22**

Class B Consolation Game 1 ..... 1:00 PM  
Class B Consolation Game 2 ..... 3:00 PM  
Class B Semifinal Game 1 ..... 5:00 PM  
Class B Semifinal Game 2 ..... 7:00 PM

**Saturday, November 23**

Class B 7th Place Game ..... 11:00 AM  
Class B 5th Place Game ..... 1:00 PM  
Class B 3rd Place Game ..... 3:00 PM  
Class B Championship ..... 5:00 PM  
Class A Championship ..... 7:00 PM

TO SEE WHERE THE TOURNAMENT WILL AIR IN YOUR AREA, VISIT [BEKSPORTS.COM](http://BEKSPORTS.COM)

**888.475.2361 | [beksports.com](http://beksports.com)**



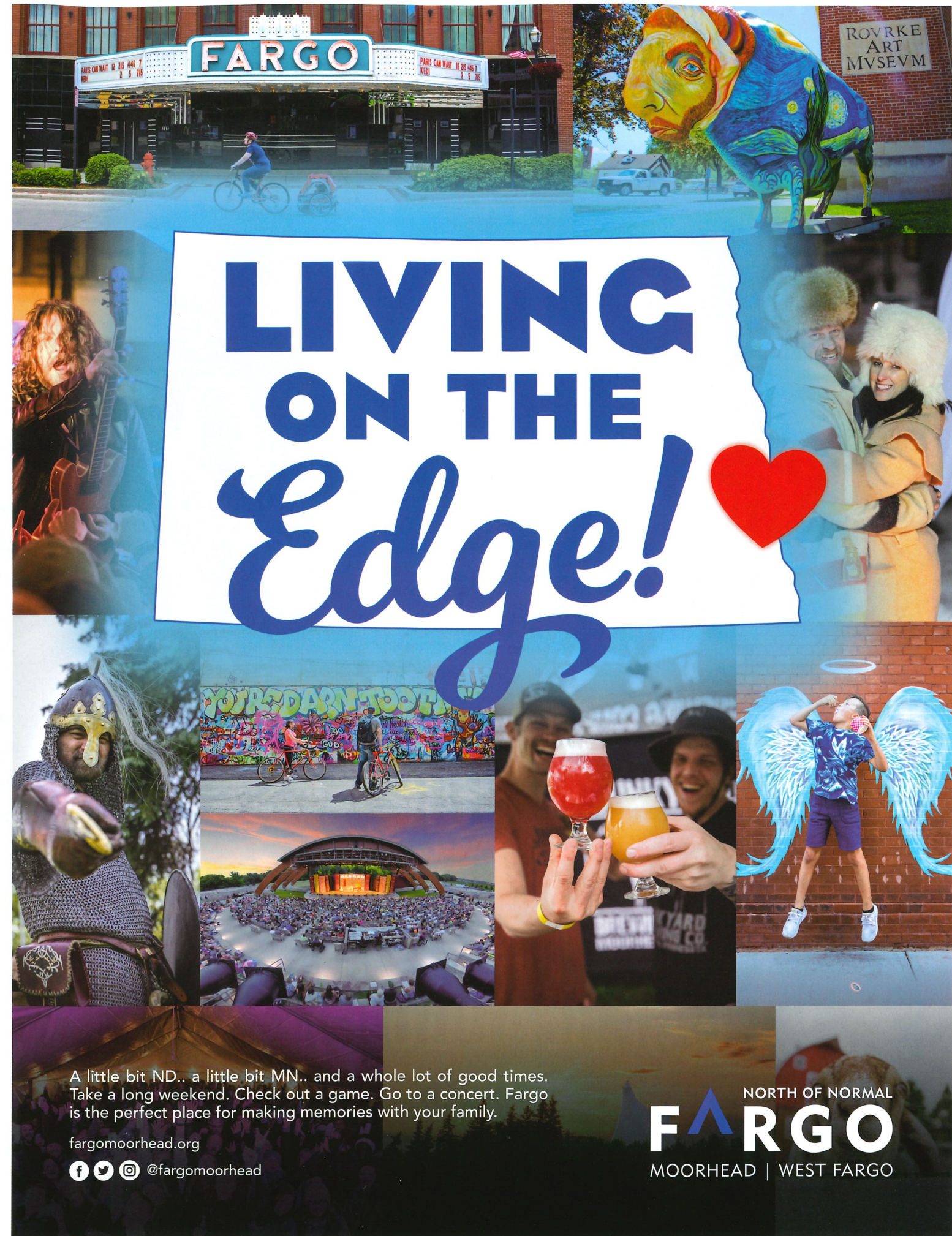
# Let's turn your home into entertainment central.

From streaming your favorite shows, movies and music to gotta-have-it extras like Midco Freestyle<sup>SM</sup> Wi-Fi and TiVo<sup>®</sup> DVRs, Midco<sup>®</sup> makes it easy to live it up. And when you add Midco SmartHOME<sup>TM</sup> security, you'll have your entire house in the palm of your hand.

 MIDCO<sup>®</sup>




1.800.888.1300 | Midco.com

Services may not be available in all areas, and some restrictions apply.  
© 2019 Midcontinent Communications. All Rights Reserved.



## LIVING ON THE Edge!

A little bit ND.. a little bit MN.. and a whole lot of good times.  
Take a long weekend. Check out a game. Go to a concert. Fargo  
is the perfect place for making memories with your family.

fargomoorhead.org  
   @fargomoorhead

**FARGO**  
NORTH OF NORMAL  
MOORHEAD | WEST FARGO



# SCHEELS®

EMPLOYEE OWNED



## YOUR FOOTBALL GEAR HEADQUARTERS

1551 45TH ST S  
FARGO, ND  
701.298.2918

KIRKWOOD MALL  
BISMARCK, ND  
701.255.7255

DAKOTA SQUARE  
MINOT, ND  
701.852.1010

COLUMBIA MALL  
GRAND FORKS, ND  
701.780.9424

Connect with us on Facebook @fargoscheels • @bismarckscheels • @minotscheels • @grandforksscheels

SCHEELS.com f t i y

# GAMEDAY

\$5.00



Cavalier

9-MAN

Kidder County

Langdon Area/Edmore/Munich

CLASS A

Bishop Ryan

Hillsboro/Central Valley

CLASS AA

Beulah

Bismarck Century

CLASS AAA

West Fargo Sheyenne

NOVEMBER 15, 2019  
FARGODOME | FARGO, N.D.



TOURNAMENT COMMITTEE

