

GAMEDAY

Langdon Area/Edmore/Munich

CLASS A

Lisbon

Cavalier

9-MAN

Linton/HMB

Beulah

CLASS AA

Bismarck St. Mary's

West Fargo Sheyenne

CLASS AAA

Bismarck Century



NOVEMBER 13, 2020
FARGODOME | FARGO, N.D.



GET BACK ON THE FIELD

They have passion for the game, and we have the expertise to keep them in it. The sports medicine team at Sanford Health helps athletes of all ages return to peak performance after injury.

Call (701) 417-6000 to schedule an appointment today without a referral.

SANFORD
ORTHOPEDICS
SPORTS MEDICINE

sanfordhealth.org

THE EXCLUSIVE
SPORTS MEDICINE
TEAM OF THE



TOURNAMENT COMMITTEE

HEALTH CARE

**SAFETY
COMMITMENT**

Visit sanfordhealth.org to see how you're protected.


PREMIERE PARTNER OF THE NDHSAA



Investing In North Dakota's Future

Today's youth are the future of North Dakota and healthy activity builds better community involvement and personal character.

That's why Farmers Union Insurance proudly invests in our state's youth with a continuing commitment as the Premiere Partner of the North Dakota High School Activities Association.





Missing Sports?

SEE WHAT'S PLAYING ON BEK!



SPORTS

Local Sports. Live Statewide.

Check out beksports.com for a full schedule and channel listings.

NDHSAA Staff and Board of Directors

EXECUTIVE OFFICERS



Matthew J. Fetsch
Executive Director



Brian Bubach
Associate Director



Justin Fletschock
Assistant Director



Kevin Morast
Assistant Director



Brenda Schell
Assistant Director



Tom Mix
Media Specialist

BOARD OF DIRECTORS



Travis Jordan
President
Beulah



Mark Rerick
Vice-President
Grand Forks



Jeremy Brandt
Buxton



Josh Johnson
Valley City



Dr. Todd Bertsch
Fargo



Paul Jundt
Bismarck



Rick Diegel
Steele



Dave Schoch
Velva



Guy Fridley
Dickinson



Kirsten Baesler
Bismarck
Dept. of Public Instr.



Alexis Baxley
Bismarck
School Boards Assoc.

MINIMAL BEHAVIOR EXPECTATIONS FOR REGULAR AND POSTSEASON COMPETITIONS

- Respect the American flag and the National Anthem.
- Contesting schools shall each have an authorized faculty representative present who shall be responsible for his/her school's participants, students, and fans throughout the contest.
- Spectators must wear clothing that covers the entire torso. Those who do not comply or who wear clothing that is vulgar, obscene or that in some other way inappropriate, as determined by school/tournament personnel, will be removed from the facility if they do not cooperate with this behavior expectation.
- The use of appropriate language is expected at all times. Profanity, negative chants, trash talk, name-calling, personal attacks or other acts of disrespect are unacceptable and must be immediately addressed by school/tournament administrators.
- Any attendee ejected from a NDHSAA tournament venue will be banned from the venue(s) for the remainder of the event.
- Respect the game/contest. Under no condition shall anyone other than the members of the official squad enter the playing surface. No one may interfere with the contest in any way.
- Hand held signs and flags, which do not obstruct the view of others, are permitted provided they are in good taste. Signs or other similar items contest/tournament officials deem to be in poor taste will be removed. Message or "white" boards are prohibited. The carrying of flags around the playing surface is NOT allowed.
- Artificial noisemakers of any kind (i.e. megaphones, cowbells, sirens, whistles, thunder sticks, and other similar items) are not allowed at any indoor events, including outdoor sports played at indoor venues. Exception – Megaphones appropriately used by cheerleaders are permitted if allowed by contest officials.
- Laser lights or any other lights deemed distracting to participants are strictly prohibited.
- Confetti is banned at all NDHSAA tournament venues. Tournament staff is instructed to confiscate such articles at the door.
- Objects shall not be thrown into the stands at any NDHSAA tournament venue.
- The use of unmanned aerial vehicles (UAV), also known as drones, is prohibited for any persons at NDHSAA tournament venues.

Welcome to Dakota Bowl XXVIII

The Metro Area Tournament Committee and the communities of Fargo and West Fargo would like to welcome you to the Fargodome for the twenty-eighth annual Dakota Bowl. We look forward to providing an exciting and memorable experience for all players, coaches, cheerleaders and fans. The Metro Area Tournament Committee is grateful to the Fargodome staff and administration for their cooperation in assisting with management of this event. We also express our gratitude to many volunteers and workers for providing their assistance.



As an extension of the North Dakota High School Activities Association's effort to promote sportsmanship and goodwill among schools and athletes, we hope you will join us in providing positive encouragement and support to all who are participating. Good luck to all the teams.

Metro Area Tournament Committee
Todd Olson, Fargo Public Schools Director of Student Activities
2020 Dakota Bowl Manager

Tournament Website: metrotournament.com

Twitter: @nddakotabowl #DakotaBowl

Here's an effective way for you and your community to prevent the **#1 KILLER OF TEENS.**

The ND Association of Counties has teamed up with the "Impact Teen Drivers – What Do You Consider Lethal" Campaign with a free interactive program for students, teachers and law enforcement. "Impact Teen Drivers" will help teens think about the deadly impact of distractions while driving.

To book this program, please contact:

Ryan Gellner, rgellner@ndaco.org
Traffic Safety Outreach Program



Impact
Teen Drivers

VISION ZERO

NDACo
NORTH DAKOTA ASSOCIATION OF COUNTIES

Dakota Bowl Staff and Management

Tournament Manager Todd Olson

Tournament Assistant Jenny Schultz

Staffing/Will Call MJ Caulfield, Cathy Pauly

Promotions/Media Rick Flacksbarth

Fargodome Management Rob Sobolik

Sports Medicine Brad Reed, Director
Sanford Health Sports Medicine

Athletic Trainers Heather Bates, Kelly Burns,
Jon Darling, Kayla Hennum, Leiza O'Keefe,
Brad Reed, Jered Steen, Kathy Stompro,
Stacy Stoner-Dockter, Scott Witte, Jordan Wolf

Physicians Dr. Jason Sharp

Field Supervisors Mike Beaton, Mike Breker,
Travis Christensen, Lenny Ohlhauser, Jeff Schatz

Public Address Guy Goschen, Travis Voegelé

PA Spotter Darwin Braunagel, Rick Majerus

Clock Operators Ned Clapp, Dick Hell,
Darrel Lund, Craig Schwinden

Website/Twitter Jerry Schneider

Statistics Brant Baarstad, Preston Bronaugh,
Jay Schneider, Tyler Scott, Jeremy Van Soelen

Stat Camera Caleb Schneider, Eli Schneider

Chains Crew Curt Kellen, Shannon Mehlich,
Mike Monda, Tim Raftevoid, Chris Rostad,
Jerry Rostad, Mick Rostad, Dean Schneibel

Ball Boys Kade Ohlhauser, Gus Werremeyer,
Malachi Werremeyer, Holden Witte

Officials Host Mitch Parker, Dale Weston

Game Officials

Division A Jonathan Backer, Preston Bronaugh,
John Christianson, Travis Martin, Nate Sele

9 Man Jeremy Carney, Dylan Dunn,
Ryan Gellner, Kaden Kueneman, Craig Schwinden

Division AA Jim Breen, Connor Dunn,
Anthony Holen, Adam Jones, Dave Klundt

Division AAA Jim Harty, Casey Henderson,
Brett Thielges, Mike Weatherly, Andrew Workman

National Anthem

Color Guard Fargo Public Schools
AFJROTC – under direction of Col. Steven Muhs

A Game Emma Rudolph & Elizabeth Wilhelmi
Fargo South High School

9-Man Game LaMoure High School Vocal Ensemble
Director: Tricia Lebahn

AA Game Madison Gette & Kensey Knight
Kindred High School

AAA Game Fargo South Pep Band
Director: Sebastian Tackling

SCHEELS®

YOUR FOOTBALL GEAR HEADQUARTERS

Never Rest
NEVER SETTLE

1551 45TH ST S
FARGO, ND
701.298.2918

KIRKWOOD MALL
BISMARCK, ND
701.255.7255













DAKOTA SQUARE
MINOT, ND
701.852.1010






COLUMBIA MALL
GRAND FORKS, ND
701.780.9424


Connect with us on Facebook & Instagram @fargoscheels • @bismarckscheels • @minotscheels • @grandforksscheels

SCHEELS.com f i y

Table of Contents

Class A Bracket	10	
Langdon Area/Edmore/ Munich Team Pages	11-13	
Lisbon Team Pages	14-16	
9-Man Bracket	17	
Cavalier Team Pages	18-20	
Linton/HMB Pages	21-23	
Class AA Bracket	25	
Beulah Team Pages	26-28	
Bismarck St. Mary's	29-31	
Class AAA Bracket	32	
West Fargo Sheyenne Team Pages	33-35	
Bismarck Century Team Pages	36-38	

Past Champions	41-42	
Records	43-44	
Team Appearances	45	
NDHSAA Board	5	
NDHSAA History	46	



CLICK THIS
ICON TO JUMP
TO A PAGE

2020 Class A State Playoff Bracket

First Round

At Higher Seed

G1: 10/24 1:00pm Langdon

#1 Langdon Area/Edmore/Munich	43
R1#4 Thompson High School	6

G2: 10/24 2:00pm Oakes High School

R1#2 Oakes High School	36
R2#3 Carrington Cardinals	0

G3: 10/24 2:00pm Miller Field - Shiloh

#4 Shiloh Christian High School	32
R3#4 Kenmare/Bowbells/Burke Cent.	0

G4: 10/24 2:00pm Nedrose

R3#2 Bishop Ryan	40
R4#3 Killdeer	18

G5: 10/24 2:00pm Lisbon High School

#2 Lisbon High School	38
R2#4 Harvey/Wells County	24

G6: 10/24 2:00pm Grafton

R2#2 Grafton High School	42
R1#3 Sargent County	12

G7: 10/24 2:30pm Velva High School

#3 Velva High School	28
R4#4 Bowman County HS	20

G8: 10/24 6:00pm Biesiot Activities

R4#2 Dickinson Trinity HS	35
R3#3 Nedrose High School	6

Quarterfinal

At Higher Seed; Langdon Area/E/M
wins via forfeit over Oakes

G9: 10/31 1:00pm Langdon Area

R1#2 Langdon Area/Edmore/Munich	17
BYE Oakes High School	0

G10: 10/31 2:00pm Miller Field

#4 Shiloh Christian HS	7
R3#2 Bishop Ryan	19

G11: 10/31 1:00pm Lisbon High School

#2 Lisbon High School	32
R2#2 Grafton High School	8

G12: 10/31 1:30pm Velva High School

#3 Velva High School	33
R4#2 Dickinson Trinity HS	0

Semifinals

G13: 11/07 2:00pm Langdon Area

#1 Langdon Area/Edmore/Munich	55
R3#2 Bishop Ryan	27

G14: 11/07 2:00pm Lisbon High School

#2 Lisbon High School	44
#3 Velva High School	20

Final

November 13
at FARGODOME

G15: 11/13 8:10am Fargodome

#1 Langdon Area/Edmore/Munich
#2 Lisbon High School

All games shown in local time

LANGDON AREA/EDMORE/MUNICH CARDINALS



Back Row: Ethan Okeson, Gage Goodman, Parker Rime, Tucker Welsh, Jack Romfo, Grant Romfo, Cooper Zimmer, Rayce Worley, Alex Cluchie; Middle Row: Shaun Goeser, Mason Romfo, Roger Economy, Cole Welsh, Chase Moen, Alex Gellner, Simon Romfo, Markus Kingzett, Dawson Hein; Front Row: Nicholas Kingzett, Brody Steinmetz, Drew Simpson, Jacob Pollestad, Carter Tetrault, Jace Rime, Kadyn Hein, Bradyn Schwartz, Skyler Fincher

Opponent	Cardinals	Opp.	W/L
Northern Cass	59	14	W
Hatton/Northwood	58	0	W
Park River Area	56	8	W
Rugby	48	0	W
Harvey/Wells Co.	48	16	W
Westhope/Newburg/ Glenburn	47	12	W
Bottineau	50	6	W
Carrington	30	0	W
Grafton	45	6	W

Opponent	Cardinals	Opp.	W/L
Post Season			
Thompson	43	6	W
Oakes	17	0	W
Bishop Ryan	55	27	W
Season Wins: 12			
Season Losses: 0			

LANGDON AREA/EDMORE/MUNICH CARDINALS

No.	Name	Position	Ht	Wt	Yr
2	Grant Romfo	RB/LB	6'2"	190	12
4	Tucker Welsh	WR/DB	6'2	155	11
7	Markus Kingzett	WR/DB	5'11	150	10
8	Simon Romfo	QB/FS	5'11"	175	12
10	Carter Tetrault	RB/LB	5'10"	190	10
13	Cooper Zimmer	TE/DE	6'0"	170	12
16	Brody Steinmetz	WR/DB	5'7"	125	10
20	Dawson Hein	TE/LB	5'10"	145	9
21	Rayce Worley	QB/LB	6'0"	160	9
24	Drew Simpson	RB/LB	5'8"	135	12
28	Kadyn Hein	WR/LB	5'10"	130	9
42	Skyler Fincher	RB/LB	5'4"	165	12
50	Gage Goodman	OL/LB	5'11"	190	10
52	Mason Romfo	OL/LB	5'10"	160	9
53	Shaun Goeser	OL/DL	5'7"	180	11
56	Cole Welsh	OL/DL	5'11"	215	9
58	Jace Rime	OL/DL	5'10"	180	9
61	Jacob Pollestad	OL/DL	5'9"	150	11
62	Alex Cluchie	OL/DL	5'11"	225	12
65	Chase Moen	OL/DL	5'11"	225	9
66	Jack Romfo	OL/DL	6'2"	200	10
72	Ethan Okeson	OL/DL	5'11"	225	10
75	Alex Gellner	OL/DL	5'10"	210	10
78	Parker Rime	OL/DL	6'1"	215	9
81	Bradyn Schwartz	WR/DB	5'7"	130	9
85	Nickolas Kingzett	WR/DB	5'4"	125	9



JOSHUA KRIVARCHKA

10th Season (9 as head coach)

Career Record: 73-22

Region Championships: 4

NDHSAA State
Championships: 2

Teach K-12 Physical Education

Bachelors of Human
Performance and Fitness, NDSU
2003

Bachelors of Physical Education,
Minnesota State University
Mankato 2005

Family: Pam (wife), two children
(Breck, Baylor)

Head Coach

Josh Krivarchka

Assistant Coaches

Tim Polansky

Sam Preble

Marty Tetrault

LANGDON AREA/EDMORE/MUNICH CARDINALS

Team Stats [Regular Season] _____

Rushing yards average per game:..... 192.18
 Passing yards average per game: 208.8
 Points scored per game: 45.4
 Points allowed per game: 6.18
 Yards rushing allowed per game:..... 81.2
 Yards passing allowed per game:..... 57.5

Individual Stats [Regular Season] _____

SCORING LEADERS	Total TDs	2-pt PATs	1-pt PATs	FGs	Total Points
Grant Romfo	22	10			152
Simon Romfo	15	5	24		124
Carter Tetrault	9	6			66
Markus Kingzett	9	3			60

RUSHING LEADERS	Carries	Rush Yds	Rush TDs	Yds/ Carry
Grant Romfo	22	10		152
Simon Romfo	15	5	24	124
Carter Tetrault	9	6		66
Markus Kingzett	9	3		60

PASSING LEADERS	Com	Att	Yds	TDs	Int	Com %
Simon Romfo	134	200	2070	29	5	67%
Rayce Worley	22	29	214	2		76%

RECEIVING LEADERS	Rec	Rec Yds	Rec TDs	Yds/ Rec
Grant Romfo	58	854	9	15
Carter Tetrault	34	344	5	10
Tucker Welsh	19	259	3	14
Markus Kingzett	18	403	8	22

DEFENSIVE LEADERS	Total Tackles	T4L/ Sacks	Int.
Grant Romfo	68	4	2
Carter Tetrault	62	4	3
Jack Romfo	35	8	
Simon Romfo	32		6

Superintendent

Langdon: Daren Christianson
 Edmore: Francis Schill
 Munich: Robert Bubach

Athletic Director

Langdon: Ethen Askvig
 Edmore: Diane Martinson
 Munich: Tim Polansky

School Colors:

Cardinal Red and White

School Song

College Boy

Principal

Langdon: Ethen Askvig
 Edmore: Diane Martinson
 Munich: Robert Bubach

Manager

Jacob Sanders




Back Row: Riley Kunze, Jacob Rolf, Coach Matheny, Coach Moss, Coach McCleary, Coach Gerding, Coach Kunze, Alyss Sherman, Sophie Hoenhause; Fifth Row: Averey Dick, Kolby Rasmusson, Caleb Olson, Robert Adam, Wyatt Webb, Jaycob Froehlich, Grant Lyons, Spencer Kelsen; Fourth Row: Josh Shearer, Rodeny Olson, Ethan Schwab, Sam Kelsen, Griffen McDaniel, Gabe Lyons, Ethan Gilbert, Colton Tapson; Third Row: Colter Fuss, Trent Metzen, Hunter Langhoff, Granger Dick, Simon Sveum, Jordan Sours, Hunter Schultz; Second Row: Jaden Schmidt, Boeden Greenley, Carter Sorby, Levi Sveum, Wyatt Olson, Caeden Sweet, Luke Dollizon; Front Row: Keegan Schultz, Micahel Nelson, Drew Anderson, Jayden Bittner, Cam Opp, Carter Wallner, Troy Jorgenson, Kenneth Banks

Opponent	Broncos	Opp.	W/L
Central Cass	32	6	W
Oak Grove	50	0	W
Northern Cass	60	7	W
Ellendale/Edgeley/Kulm	54	0	W
Oakes	28	7	W
Thompson	32	6	W

Opponent	Broncos	Opp.	W/L
Post Season			
Harvey/Wells Co.	38	24	W
Grafton	32	8	W
Velva	44	20	W
Season Wins: 9			
Season Losses: 0			

LISBON BRONCOS

No.	Name	Position	Ht	Wt	Yr
1	Averey Dick	TE/LB	6'3	185	12
2	Jordan Sours	RB/LB	6'0	185	12
5	Boeden Greenley	RB/LB	5'8	155	10
7	Kolby Rasmusson	RB/DB	6'3	190	12
8	Simon Sveum	WR/DB	6'	160	12
10	Jayden Bittner	QB/DB	5'7	125	9
11	Rodney Olson	WR/DB	6'	150	11
12	Hunter Schultz	QB/LB	5'9	180	12
14	Hunter Langhoff	WR/LB	5'10	170	10
18	Carter Wallner	QB/DB	5'6	135	10
20	Levi Sveum	RB/LB	5'9	150	10
21	Trent Metzen	WR/DB	5'10	150	9
22	Cameron Opp	RB/LB	5'7	170	9
23	Wyatt Webb	WR/DL	6'2	155	10
24	Caeden Sweet	RB/DB	5'9	150	11
25	Mike Nelson	RB/DB	5'8	140	9
28	Ethan Schwab	WR/LB	6'	150	9
29	Wyatt Olson	RB/LB	5'9	145	9
30	Griffen McDaniel	RB/LB	5'11	165	10
32	Colton Tapson	TE/LB	5'11	165	10
44	Luke Doliizon	RB/LB	5'7	170	12
50	Kelby Anderson	OL/DL	5'10	185	10
51	Spencer Kelsen	OL/DL	6'	235	11
52	Jaden Schmidt	OL/LB	5'8	185	12
55	Robert Adam	OL/DL	6'2	235	12
56	Caleb Olson	OL/DL	6'2	245	11
57	Gabe Lyons	OL/LB	5'11	185	10
58	Troy Jorgenson	OL/DL	5'6	220	12
60	Sam Kelsen	OL/DL	6'	205	9
61	Ethan Gilbert	OL/DL	5'11	170	9
62	Granger Dick	OL/DL	5'10	210	12
65	Colter Fuss	OL/DL	5'10	250	11
67	Drew Anderson	OL/DL	5'7	165	9
74	Josh Shearer	OL/DL	6'	295	11
75	Grant Lyons	OL/DL	6'1	275	10
80	Keegan Schultz	WR/DB	5'8	150	11
84	Jaycob Froehlich	TE/LB	6'1	195	11



JOSEPH GERDING

8th Season (6 as head coach)

Career Record: 23-30

Region Championships: 2

5th and 6th Grade Teacher at
Lisbon Middle School

Bachelors of Science in
Education, VCSU 2010

Bachelors of Science in Human
Development and Family
Sciences, NDSU

Family: Amanda (wife)

Head Coach

Joe Gerding

Assistant Coaches

Kevin McCleary

Jason Kunze

Brady Matheny

Mark Moss

Team Stats (Regular Season)

Rushing yards average per game:..... 353.3 yds/game
 Passing yards average per game: 44.0 yds/game
 Points scored per game: 40.8 points/game
 Points allowed per game: 7.3 points allowed/game
 Yards rushing allowed per game:.... 56.5 yds allowed/game
 Yards passing allowed per game:.... 91.8 yds allowed/game

Individual Stats (Regular Season)

SCORING LEADERS	Total TDs	2-pt PATs	1-pt PATs	FGs	Total Points
Jordan Sours	21	12	0	0	150
Hunter Schultz	10	14	0	0	88
Boeden Greenley	5	0	0	0	30
Caeden Sweet	3	1	0	0	20
Kolby Rasmusson	1	2	0	0	10

PASSING LEADERS	Com	Att	Yds	TDs	Int	Com %
Hunter Schultz	18	36	332	4	3	50%

RUSHING LEADERS	Carries	Rush Yds	Rush TDs	Yds/ Carry
Jordan Sours	121	1391	20	11
Hunter Schultz	124	757	10	6
Caeden Sweet	27	229	3	8
Boeden Greenley	23	156	3	7

RECEIVING LEADERS	Rec	Rec Yds	Rec TDs	Yds/ Rec
Boeden Greenley	6	118	2	20
Kolby Rasmusson	5	73	0	15
Simon Sveum	4	88	0	22
Avery Dick	2	56	1	28

DEFENSIVE LEADERS	Total Tackles	T4L/ Sacks	Int.
Jaden Schmidt	49	12	1
Hunter Schultz	37	6	2
Kolby Rasmusson	35	3	1
Granger Dick	30	13	0

Superintendent

Dr. Steven Johnson

Principal

Patrick Adair

Athletic Director

Patrick Adair

Statisticians

Jakob Rolf, Riley Kunze, Sophie Hoenhouse, Alyssa Sherman, Ethan Jund

Managers

Jakob Rolf, Riley Kunze, Sophie Hoenhouse, Alyssa Sherman, Ethan Jund

Camera

Riley Kunze

Trainer/Sports Medicine

Barb Sweet

Cheer Advisor

Kari Webb

School Colors

Red and Gold

School Song

Wave the Flag



Back Row: Taegan Jordan, Lainey Welton, Olivia Johnson, Coach Kari Webb, Bailey Sad, Adeline Rinkenberger; Front Row: Ava Baasch, Kendra Odegard, Skyler Welton, Olivia Kern, Shirley Vogelsang

2019 9-Man State Playoff Bracket

First Round

At Higher Seed; LaMoure-L/M wins via forfeit over St. John

Quarterfinal

At Higher Seed

Semifinals

Final

**November 13 at FARGODOME;
Game kicks off 60 minutes
after the Division A championship**

G1: 10/24 2:30pm Cavalier

#1 Cavalier High School	48
R1#4 Tri-State: Fairmount-Camp.	28

G2: 10/24 2:00pm Mayville State

R1#2 May-Port CG High School	60
R2#3 North Prairie Cougars	52

G3: 10/24 2:30pm Divide County High

#4 Divide County High School	0
R4#4 Beach High School	34

G4: 10/24 2:00pm Kidder County

R4#2 Kidder County HS	44
R3#3 Ray/Powers Lake	26

G5: 10/24 1:00pm LaMoure HS

#2 LaMoure-Litchville/Marion	17
R2#4 St. John High School	0

G6: 10/24 2:00pm Pembina

R2#2 North Border	24
R1#3 Wyndmere/Lidgerwood 6	6

G7: 10/24 2:00pm Flasher High School

#3 Grant Co/Flasher "Storm"	28
R3#4 TGU Titans	42

G8: 10/24 2:00pm Surrey High School

R3#2 Surrey High School	6
R4#3 Linton/HMB Lions	24

G9: 10/31 2:00pm Cavalier High School

#1 Cavalier High School	52
R1#2 May-Port CG High School	6

G10: 10/31 2:00pm Kidder County

R4#4 Beach High School	20
R4#2 Kidder County HS	12

G11: 10/31 2:00pm LaMoure HS

#2 LaMoure-Litchville/Marion	32
R2#2 North Border	0

G12: 10/31 2:00pm Linton High School

R3#4 TGU Titans	0
R4#3 Linton/HMB Lions	34

G13: 11/07 2:00pm Cavalier HS

#1 Cavalier High School	30
R4#4 Beach High School	20

All games shown in local time

G15: 11/15 9:10am Fargodome

#1 Cavalier High School
R4#3 Linton/HMB Lions

G14: 11/07 2:00pm LaMoure HS

#2 LaMoure-Litchville/Marion	38
R4#3 Linton/HMB Lions	46

CAVALIER TORNADOES



Back Row: Caden DeMars, Ethan Longtine, Landon Carter, Isaiah Lopez, Brodie Cluchie, Daniel Hinkle, Andre LeTexier, Brysen Cleem, Brannin Cleem, Andrew Bill, Coach Laxdal; Third Row: Coach Muth, Coach Greenwood, Sam Steele, Trevor Hinkle, Sterling Enerson, Jacob Steele, Matthew Keena, Levi Hinkle, Coby Morden, Ty Holmquist and Demetrius Avila; Second Row: Daniel Bill, Logan Fitzsimonds, Kaden Yanish, Charles Fleming, Colten Hurst, Talan Devine, Zack Anderson, Mason Carter, Adam Ratchenski, Coach Hunter; Front Row: Kylie Hartje, Hannah Muth, Jasmyn Johnson, Gretchen Dungan, Faith Hartje, Sophie Sondeland, Leah Wood, Christine Lembke, and Elayna Hunter.

Opponent	Tornadoes	Opp.	W/L
Larimore	46	0	W
North Border	36	14	W
Dunseith	64	22	W
North Prairie	42	6	W
Benson County	56	6	W
North Star	56	20	W
St. John	38	0	W
New Rockford-Sheyenne	54	14	W
Nelson County	56	14	W

Opponent	Tornadoes	Opp.	W/L
Post Season			
Tri-State	48	28	W
May-Port-CG	52	6	W
Beach	30	20	W
Season Wins: 12			
Season Losses: 0			

CAVALIER TORNADOES



No.	Name	Position	Ht	Wt	Yr
2	Brodie Cluchie	TE/DB	6'3"	175	12
3	Ty Holmquist	WR/DB	5'9"	145	11
4	Brannin Cleem	QB/LB	5'10"	155	12
5	Jacob Steele	RB/LB	6'0"	165	10
6	Adam Ratchenski	RB/LB	5'7"	140	10
7	Sterling Enerson	QB/LB	6'0"	175	10
8	Caden Demars	RB/DB	5'10"	170	11
11	Landon Carter	RB/LB	5'10"	170	10
12	Coby Morden	TE/DB	5'10"	155	11
17	Talan Devine	QB/LB	5'8"	140	9
19	Zack Anderson	WR/DB	5'9"	145	9
20	Trevor Hinkle	RB/LB	5'10"	155	11
21	Demetrius Avila	OL/DL	5'10"	155	11
23	Logan Fitzsimonds	OL/DL	5'10"	170	12
24	Brysen Cleem	TE/LB	6'2"	180	11
25	Mason Carter	RB/LB	5'8"	145	9
28	Levi Hinkle	OL/DL	5'10"	155	10
30	Andre' LeTexier	OL/DL	6'2"	250	12
34	Kaden Yanish	TE/LB	5'10"	155	9
40	Isaiah Lopez	OL/DL	6'5"	230	11
44	Daniel Bill	OL/DL	5'9"	240	9
50	Charles Fleming	OL/DL	5'10"	195	9
51	Ethan Longtine	OL/DL	6'0"	210	9
52	Daniel Hinkle	OL/DL	6'4"	275	12
59	Sam Steele	OL/DL	5'9"	240	12
62	Colten Hurst	OL/DL	5'9"	200	10
84	Matthew Keena	OL/DL	5'10"	155	9
88	Andrew Bill	OL/DL	6'7"	295	12



SANDY LAXDAL

15th Season (13 as head coach)

Career Record: 153-58

Region Championships: 7

NDHSAA State
Championships: 2

Secondary Principal and
Activities Director, Cavalier
Public Schools

B.S Education, Mayville State
1991

Master's in Educational
Leadership, NDSU 2010

Family: Diana(wife), three
children (Rylee, Sydney,
Jayden)

Head Coach

Sandy Laxdal

Assistant Coaches

Mitch Greenwood

Jason Muth

Brady Laxdal

CAVALIER TORNADOES

Team Stats [Regular Season]

Rushing yards average per game:.....329.1
 Passing yards average per game:95.7
 Points scored per game:50
 Points allowed per game:11.8
 Yards rushing allowed per game:.....61.1
 Yards passing allowed per game:.....108.5

Individual Stats [Regular Season]

SCORING LEADERS	Total TDs	2-pt PATs	1-pt PATs	FGs	Total Points
Brannin Cleem	27	15			192
Landon Carter	18	10			128
Jacob Steele	9	8			70
Trevor Hinkle	9	6			66
Brysen Cleem	6	4			44
Brodie Cluchie	6	1			38

PASSING LEADERS	Com	Att	Yds	TDs	Int	Com %
Brannin Cleem	69	90	891	12	2	77%
Brysen Cleem	7	11	90	2		64%

RUSHING LEADERS	Carries	Rush Yds	Rush TDs	Yds/ Carry
Brannin Cleem	155	1207	27	8
Jacob Steele	102	846	9	8
Trevor Hinkle	97	790	7	8
Landon Carter	64	540	9	8

RECEIVING LEADERS	Rec	Rec Yds	Rec TDs	Yds/ Rec
Landon Carter	22	356	5	16
Trevor Hinkle	24	378	2	16
Jacob Steele	11	85		8
Brysen Cleem	8	87	3	11
Brodie Cluchie	8	167	5	21

DEFENSIVE LEADERS	Total Tackles	T4L/ Sacks	Int.
Andre LeTexier	120	19/5	
Jacob Steele	101	8/5	
Daniel Hinkle	100	4/6	
Landon Carter	68		6

Superintendent

Jeff Manley

Principals

Sandy Laxdal, Matt Ford

Building Athletic Director

Mechelle Erlendson

District Athletic Director

Sandy Laxdal

Statisticians

Chris Morden

Managers

Jayden Laxdal, Gabe LeTexier, Aiden Werner

Camera

Tammi Cleem

Cheer Advisor

Caitlyn Hunter

School Colors

Black, Orange, and White

School Song

College Boy



Back Row: Jasmyn Johnson and Leah Wood; Middle Row: Hannah Muth, Kylie Hartje, Sophie Sondeland, Christine Lembke; Front Row: Faith Hartje, Gretchen Dungan, Elayna Hunter



Back Row: Nathan Schatz, Carter Renz, Lucas Schumacher, Rafe Kalama, Joseph Fode, Boston Gefroh, Dean Vetter; Third Row: Asst. Coach Bauman, Asst. Coach Diegel, Asst. Coach Dockter, Wyatt Schwab, Trace King, Landon Schumacher, Aaron Hoff-Wald, Grant Bosch, Landon Bosch, Derek Vetter, Justin Martin, Carter Pfeifer, Nathan Holzer, Head Coach Purintun; Second Row: Dalton Bosch, Aaron Meier, Blake O., Holter Bridwell, Xavier Volk, Blake O., Noah Alderin, Kaden Masset, Riley Richter; Front Row: Kane Lund, Blake Ketterling, Stat Josi Schwab, Stat Angie Vetter, Stat, Ashlyn King, Stat Precious Vetter, Stat Eric Umber, Justin Tschosik and Jace Jochim.

Opponent	Lions	Opp.	W/L
South Border	54	14	W
Kidder County	28	36	L
Beach	38	6	W
Mott-Regent/New England	28	6	W
Napoleon/G-S	56	42	W
Hettinger/Scranton	50	16	W
Grant Co/Flasher	26	28	L

Opponent	Lions	Opp.	W/L
Post Season			
Surrey	24	6	W
TGU	34	0	W
LaMoure-Litchville/Marion	46	38	W
Season Wins: 8			
Season Losses: 2			

No.	Name	Position	Ht	Wt	Yr
10	Lucas Schumacher	QB/DB	6'2"	185	12
12	Trace King	QB/DB	5'10"	130	10
19	Rafe Kalama	OL/DE	6'1"	205	12
20	Boston Gefroh	WR/DB	5'10"	165	12
21	Joe Fode	TE/DE	5'10"	170	11
22	Nathan Holzer	RB/LB	5'6"	135	10
25	Dean Vetter	FB/LB	6'1"	215	11
26	Wyatt Schwab	WR/DB	5'6"	125	10
30	Trey Jacob	RB/LB	5'9"	175	12
34	Jace Jochim	QB/DB	5'8"	135	9
37	Grant Bosch	WR/DB	6'2"	170	10
40	Kashton Moser	WR/DB	5'10"	140	8
41	Riley Richter	FB/LB	5'8"	140	9
48	Holter Bridwell	WR/DB	5'7"	110	10
50	Justin Martin	OL/DL	6'0"	215	10
53	Landon Schumacher	OL/DL	5'10"	180	10
56	Aaron Meier	OL/DL	5'10"	180	10
61	Aaron Hoff-Wald	OL/DL	6'2"	325	10
63	Kaden Masset	OL/DL	5'11"	150	9
65	Blake Ketterling	TE/DE	5'9"	150	9
66	Kane Lund	OL/DL	5'7"	140	9
68	Xavier Volk	RB/DB	5'8"	120	10
70	Nathan Schatz	OL/DL	6'0"	235	12
71	Blake Odden	WR/DB	5'7"	130	10
75	Derek Vetter	OL/DL	6'0"	300	10
77	Gentry Richter	TE/DE	6'1"	170	8
80	Carter Pfeifer	TE/DE	5'10"	145	10
81	Landon Bosch	TE/DE	6'3"	170	10
82	Carter Renz	WR/DB	6'4"	160	12
83	Justin Tschosik	WR/DB	5'4"	120	9
84	Dalton Bosch	OL/DL	5'9"	140	9
86	Noah Alderin	OL/DL	6'0"	140	9
88	Payton Rossow	TE/DE	6'3"	165	9
89	Blake Mittleider	WR/DB	5'5"	100	10



TANNER PURINTUN

2nd Season

Career Record: 17-4

Region Championships: 1

Physical Education Teacher,
Linton Public Schools

Associates in Mass
Communications, Bismarck
State 2015

Bachelors of Science in Physical
Education, University of Mary
2018

Family: Rikki (wife), one child
(Jovi Jean)

Head Coach

Tanner Purintun

Assistant Coaches

Beau Diegel
Jake Bauman
Tim Dockter
Jacob Cline
Joe Sciolla
Kurtis Walls
James Haak
Bob Weber



Team Stats [Regular Season]

Rushing yards average per game:.....291 yds/game
 Passing yards average per game:77 yds/game
 Points scored per game:37.6 points/game
 Points allowed per game:17.1 points allowed/game
 Yards rushing allowed per game:.....137.7 yds allowed/game
 Yards passing allowed per game:.....87.6 yds allowed/game

Individual Stats [Regular Season]

SCORING LEADERS	Total TDs	2-pt PATs	1-pt PATs	FGs	Total Points
Trey Jacob	24	4			152
Lucas Schumacher	9	6			66
Landon Bosch	4	3			30
Dean Vetter	2	7			26

PASSING LEADERS	Com	Att	Yds	TDs	Int	Com %
Lucas Schumacher	33	60	444	7	2	55%
Trace King	16	29	255	5	3	55%

DEFENSIVE LEADERS	Total Tackles	T4L/ Sacks	Int.
Trey Jacob	86	25	2
Dean Vetter	59	20	0
Lucas Schumacher	35	2	0

RUSHING LEADERS	Carries	Rush Yds	Rush TDs	Yds/ Carry
Trey Jacob	268	1856	23	7
Lucas Schumacher	43	338	9	8
Dean Vetter	41	178	2	4
Trace King	25	169	1	7

RECEIVING LEADERS	Rec	Rec Yds	Rec TDs	Yds/ Rec
Joe Fode	9	244	3	27
Grant Bosch	11	188	2	17
Landon Bosch	9	108	4	12

Superintendent

Paul Keeney (Linton)
 Tracy Hanzal (H-M-B)

Principal

Linton: Michael Schirado (7-12)
 Erin Huber (Pk-6)
 H-M-B: Tad Larson (K-12)

Athletic Director

Paul Keeney (Linton)
 Tad Larson (H-M-B)

Statisticians

Erica Umber
 Precious Vetter
 Angie Vetter
 Josie Schwab

Camera

Ashlyn King

Trainer/Sports Medicine

Ron Kaiser

School Colors

Maroon and Gold

School Song

Down the Line



BECOME A MEMBER!

COMPLETE SPORTS COVERAGE & MORE FROM YOUR LOCAL NEWS TEAM

Grand Forks
Herald
GrandForksHerald.com

GRANDFORKSHERALD.COM/SUBSCRIBE

INFORUM
Powered by The Forum and WDAY

INFORUM.COM/SUBSCRIBE

THE
**Jamestown
Sun**

JAMESTOWNSUN.COM/SUBSCRIBE

THE Dickinson
Press

THEDICKINSONPRESS.COM/SUBSCRIBE

2020 Class AA State Playoff Bracket

Quarterfinal

October 31 at Higher Seed

Semifinals

November 7 at Higher Seed

Final

November 13 at FARGODOME;
Game kicks off 60 minutes
after the 9-man championship

G1: 10/31 2:30pm Hillsboro HS

E1 Hillsboro/Central Valley	32
W4 Watford City	6

G2: 10/31 3:00pm Beulah High School

W2 Beulah High School	35
E3 Central Cass High School	6

G3: 10/31 1:30pm Bismarck St. Mary's

W1 Bismarck St. Mary's	46
E4 Devils Lake Firebirds	7

G4: 10/31 2:00pm Kindred High School

E2 Kindred High School	14
W3 Hazen High School	0

G5: 11/07 3:00pm Hillsboro HS

E1 Hillsboro/Central Valley	6
W2 Beulah High School	21

G6: 11/07 1:30pm Bismarck St. Mary's

W1 Bismarck St. Mary's	20
E2 Kindred High School	15

G7: 11/13 3:30pm Fargodome

W2 Beulah High School
W1 Bismarck St. Mary's

All games shown in local time



Not Pictured: Dylan Weigum, Seth Weigum Riley Moulton

Opponent	Miners	Opp.	W/L
Watford City	50	20	W
Devils Lake	35	0	W
Wahpeton	49	0	W
Hillsboro/Central Valley	14	23	L
Bismarck St. Mary's	13	21	L
Hazen	33	0	W
Stanley	61	6	W
Watford City	48	0	W

Opponent	Miners	Opp.	W/L
Post Season			
Central Cass	35	6	W
Hillsboro/Central Valley	21	6	W
Season Wins: 8			
Season Losses: 2			

No.	Name	Position	Ht	Wt	Yr
2	Logan Waller	SE/LB	5'10	163	10
3	Trey Brandt	QB/DB	6'0	170	11
4	Elijah Barbot	K/DB	5'7	145	12
5	Isaak Barbot	RB/DB	5'5	140	11
7	Trapper Skalsky	RB/LB	5'11	170	11
8/53	Mason Mellmer	RB/LB	5'3	120	10
9	Easton Schantz	SE/DB	5'10	185	12
10	Andrew Hager	SE/DB	6'1	165	12
11	Tyler Schaeffer	SE/DB	5'9	157	11
12	Carter Vigesaa	TE/LB	5'11	170	12
13	Nathan Battest	RB/DB	5'10	160	12
17	Kevin Gilmore	SE/DB	5'10	155	11
18	Amari Gilmore	RB/DL	5'11	210	11
20	Jack Koppelsloen	QB/DB	5'9	137	10
21	Zayne Phelps	RB/LB	5'8	165	11
22	Dawson Zuroff	RB/DB	6'0	180	12
23	Simon Buchfinck	RB/LB	6'1	180	9
25	Trace Beauchamp	QB/DB	6'2	170	9
32	Aiden O'Brien	RB/DB	5'10	140	9
35	Carson Weigum	TE/LB	6'6	210	12
36	Dylan Weigum	RB/LB	5'10	185	9
40	Ronan Klindworth	RB/DB	5'9	140	9
44	Adam Graney	RB/DB	5'11	155	9
45	Riley Moulton	TE/DE	6'2	175	9
50	Mason Wolstenholm	OL/DL	5'9	215	10
51	Zach Phelps	OL/DL	5'5	155	9
52	Tayton Vondra	OL/DL	5'8	240	11
54	Aaron Ripplinger	OL/LB	6'0	202	12
57	Armani Smith	OL/DL	6'0	265	10
58	Davis Reiker	TE/DB	5'7	150	10
59	McCoy Mohl	OL/DL	5'7	150	10
60	Jacob Klaudt	OL/DL	6'0	215	12
62	Ashtin Newman	OL/DL	5'9	210	11
69	Dawson Dutchuk	OL/DL	5'7	195	12
70	Tarren Larson	OL/DL	6'0	210	10
77	Trysten Buchfinck	OL/DL	6'1	290	11
78	Triston Fabela	OL/DL	5'10	305	10
80	Seth Weigum	SE/DB	6'0	158	11
81/67	Beau Klatt	SE/LB	5'11	165	12
88	Adakin Backus	SE/DB	5'4	110	9
94	Dawson Filibeck	TE/LB	6'3	200	11



JIM DOOLEY

9th Season

Career Record: 226-93

NDHSAA State

Championships: 1

Weight Training and Leadership
Teacher (HS)

B.A English, Rocky Mountain
College (MT) 1990

Head Coach

Jim Dooley

Assistant Coaches

Kasey Koeplin

Mitch Grochow

Josh Schank

Derek Morris

Team Stats [Regular Season] _____

Rushing yards average per game:..... 343.4 yds/game

Passing yards average per game: 75.1 yds/game

Points scored per game: 38.2 points/game

Points allowed per game: 8.4 points allowed/game

Yards rushing allowed per game:.. 106.9 yds allowed/game

Yards passing allowed per game:.... 47.4 yds allowed/game

Individual Stats [Regular Season] _____

SCORING LEADERS	Total TDs	2-pt PATs	1-pt PATs	FGs	Total Points
Nate Battest	19				114
Dawson Zuroff	9	1			56
Eli Barbot			35		35
Trapper Skalsky	4				24
Mason Mellmer	4				24

PASSING LEADERS	Com	Att	Yds	TDs	Int	Com %
Trey Brandt	26	56	547	5	5	46%
Nate Battest	8	13	149	1		62%

RUSHING LEADERS	Carries	Rush Yds	Rush TDs	Yds/ Carry
Nate Battest	114	1065	13	9
Dawson Zuroff	67	521	8	8
Trapper Skalsky	55	480	4	9
Trey Brandt	33	236	3	7

RECEIVING LEADERS	Rec	Rec Yds	Rec TDs	Yds/ Rec
Trapper Skalsky	9	95	0	11
Nate Battest	8	297	3	37
Dawson Zuroff	6	95	1	16
Kevin Gilmore	3	98	1	33

DEFENSIVE LEADERS	Total Tackles	T4L/ Sacks	Int.
Trapper Skalsky	79	11	2
Armani Smith	59	5	1
Jacob Klautdt	54	8	0
Aaron Ripplinger	50	5	2

Superintendent

Travis Jordan

Principal

Carl Blackhurst

Athletic Director

Jason Simpenderfer

Statisticians

Keshawn Gilmore

Camera

Jared Klautdt

Trainer/Sports Medicine

DJ Erickson

Eric Klindworth

Cheer Advisor

Kim Burge

School Colors

Blue and Gold

School Song

On Wisconsin



Alyssa Bauman, Lily Hamilton, Kaydence Bryant, Coach Kim Burge, Emily Larson, Echo Burge, Katie Peters, Aubrey Rakes

BISMARCK ST. MARY'S SAINTS



Back Row: Athletic Trainer Myron Cullen, Logan Herman, Jackson Ross, Maddox Doppler, Lleyton Vetter, Paul Vetter, Ryan Kempel, Matt Porter, Coach Schweitzer; Fifth Row: Athletic Trainer Samantha Haas, John Dahmen, Lear Rohde, Jonathan Plante, Ben Zenker, Jaxyn Richter, Gavin Miller, Jacob Goettle, Thomas Kraljic, Caden Willer, Coach Krenz; Fourth Row: Coach Voltz, Sam Sailer, Lucas Schmidt, Landon Gerving, Will Lengenfelder, Clayton Marohl, Preston Bartsch, Derrick Rud, Simon Baumgartner, Karsten Larson, Coach Tollefson; Third Row: Coach Effertz, Nick Schumacher, Jack Weikum, Brit Sentfner, Isaac Felchle, Dominic Barone, Myles Schafer, Brady Haskell, Casey Fischer, Sven Blomseth, Fr. Jared Wolf; Second Row: Coach Paluch, Dominic Schaefbauer, Quinn Johnson, Sawyer Rapp, Kieran Eberle, Dave Nordberg, Matt Scheer, Jackson Roerick, Ian Indovina, Isaac Vandal, Nick Windsor, Coach Smrekar; Front Row: Cullen Curl, Jayce Weigel, Logan Weiler, Zach Aberle, Zach Haas, Reece Barnhardt, Jackson Uhler, Matt Nathe, Thomas Jackson, Chase Russell and Jordan Porter. Not pictured: Adam Volkman, Carson Rohrich and Nathan Fedorchak.

Opponent	Saints	Opp.	W/L
Devils Lake	38	0	W
Valley City	34	0	W
Hillsboro Central Valley	14	0	W
Devils Lake	54	0	W
Beulah	21	13	W
Watford City	48	8	W
Hazen	46	6	W
Stanley	53	0	W

Opponent	Saints	Opp.	W/L
Post Season			
Devils Lake	46	7	W
Kindred	20	15	W
Season Wins: 10			
Season Losses: 0			

BISMARCK ST. MARY'S SAINTS

No.	Name	Position	Ht	Wt	Yr
2	Nick Schumacher	QB/S	5' 11"	175	11
4	Jackson Uhler	QB/S	5' 11"	155	12
5	Jackson Roerick	WR/DB	5' 7"	145	12
7	Isaac Vandal	RB/DB	5' 8"	145	11
8	Jayce Weigel	RB/DB	6' 1"	170	12
11	Brit Senfftnr	SLOT/S	6' 3"	185	11
12	David Nordberg	WR/S	6' 1"	180	12
13	Matt Nathe	RB/LB	6' 0"	185	12
14	Thomas Kraljic	QB/S	6' 0"	145	10
15	Brady Haskel	WR/S	5' 11"	150	11
18	Cullen Curl	RB/S	6' 1"	185	12
19	Carson Rohrich	WR/S	6' 0"	155	12
20	Thomas Jackson	RB/DB	6' 0"	185	12
21	Preston Bartsch	FB/LB	5' 8"	130	11
22	Isaac Felchle	RB/LB	5' 11"	150	11
23	Landon Gerving	WR/S	6' 0"	155	11
25	Jordan Porter	RB/S	5' 11"	165	12
26	Reece Barnhardt	RB/LB	5' 6"	135	12
27	Nathan Fedorchak	WR/S	6' 2"	155	11
32	Matt Scheer	RB/LB	5' 10"	165	12
34	William Lengenfelder	RB/LB	5' 6"	150	11
35	Jaxyn Richter	FB/LB	5' 10	155	10
36	Lucas Schmidt	RB/LB	5' 7"	175	11
37	Paul Vetter	RB/DB	5' 6"	130	10
38	Jacob Goettle	RB/DE	6' 1"	175	10
41	Myles Schafer	TE/LB	6' 1"	195	11
44	Loan Weiler	WR/DB	5' 10"	150	12
50	Ian Indovina	C/DL	5' 11"	250	11
52	Jonathan Plante	C/DE	5' 10"	200	10
55	Zach Aberle	G/LB	5' 7"	165	12
56	Sawyer Rapp	G/DE	6' 0"	225	12
57	Logan Herman	G/LB	5' 7"	140	10
58	Ben Zenker	G/LB	5' 9"	140	10
59	Casey Fischer	B/DL	5' 9"	175	11
62	Zach Haas	T/DE	6' 4"	245	12
63	Nick Windsor	G/DL	5' 10"	225	11
64	Derrick Rud	G/DE	5' 11"	180	10
67	Dominic Schaeffbauer	T/DE	6' 2"	180	11
72	Jack Weikum	T/DE	6' 0"	250	11
75	Adam Volkman	T/DE	6' 2"	210	12
78	Chase Russell	T/DE	6' 1"	280	12
80	Sam Sailer	WR/DB	5' 10"	140	11
81	Sven Blomseth	TE/DE	6' 1"	190	11
82	Clayton Marohl	WR/DB	5' 10"	140	11
83	Caden Willer	WR/DB	5' 11"	145	10
85	Maddox Doppler	TE/LB	6' 2"	180	10
88	Kieran Eberle	WR/DB	6' 0"	140	12
90	Dominic Barone	WR/DE	6' 0"	160	11



DAN SMREKAR

47th Season (43 as head coach)

Career Record: 275 - 156

Region Championships: 15

NDHSAA State
Championships: 7

Retired

Bachelors of Science in
Education, NDSU 1974

Family: Kris (wife), one child
(Gus)

Head Coach

Dan Smrekar

Assistant Coaches

Toby Schweitzer

Fr. Jarad Wolf

Taylor Krenz

Jacob Effertz

Austen Paluch

Lane Voltz

Connor Doll

Matt Puetz

Joe Wilson

JD Tollefson

Casey Uhler

Jake Heinert

Team Stats (Regular Season)

Rushing yards average per game:..... 265 yds/game
 Passing yards average per game: 86 yds/game
 Points scored per game: 39 points/game
 Points allowed per game: 3.4 points allowed/game
 Yards rushing allowed per game: 85 yds allowed/game
 Yards passing allowed per game:..... 33 yds allowed/game

Individual Stats (Regular Season)

SCORING LEADERS	Total TDs	2-pt PATs	1-pt PATs	FGs	Total Points
Cullen Curl	21	0	0	0	126
Nick Schumacher	3	0	23	2	47
Thomas Jackson	4				24
Jackson Roerick	4				24
Brit Senftner	3				18

PASSING LEADERS	Com	Att	Yds	TDs	Int	Com %
Jackson Uhler	36	54	776	9	4	67%
Nick Schumacher	11	26	167	2	3	42%

RUSHING LEADERS	Carries	Rush Yds	Rush TDs	Yds/ Carry
Cullen Curl	128	1000	19	8
Jackson Uhler	36	292	2	8
Isaac Vandal	36	217	3	6

RECEIVING LEADERS	Rec	Rec Yds	Rec TDs	Yds/ Rec
Brit Senftner	15	230	3	15
Jackson Roerick	11	201	4	18
Thomas Jackson	8	82	1	10

DEFENSIVE LEADERS	Total Tackles	T4L/ Sacks	Int.
Reece Barnhardt	84	21	
Isaac Felchle	82	8	
Chase Russell	54	7	
Jack Weikum	51	10	

Superintendent

Gerald Vetter

Principal

Reed Ruggles

Assistant Principal

Tracy Friesen

Athletic Director

Bruce Schumacher

Statisticians

John Dahmen, Ryan Kempel, Lleyton Vetter

Managers

Karsten Larson, Lear Rohde, Jackson Ross, Thomas Wilson

Camera

Matt Porter, Gavin Miller

Trainer/Sports Medicine

Samanthan Haas, Shayla Christensen

Team Doctor

Dr. Tim Juelson

Cheer Advisor

Andrea Bothun

School Colors

Royal Blue & White

School Song

When the Saints Go Marching In



Erin Waletzko, Ariel Isaacson, Alyssa Fortney, Kari Burns, Frankie Barry, Coach Andrea Bothun.

2020 Class AAA State Playoff Bracket

Quarterfinal

October 30 at Higher Seed;
West Fargo Sheyenne wins
via forfeit over Jamestown

Semifinals

November 6 at Higher Seed

Final

November 13 at FARGODOME;
Game kicks off 60 minutes
after the Division AA championship

G1: 10/30 7:00pm West Fargo Sheyenne

E1 West Fargo Sheyenne HS	17
W4 Jamestown	0

G5: 11/06 7:00pm West Fargo Sheyenne

E1 West Fargo Sheyenne HS	28
W2 Bismarck High School	21

G2: 10/30 4:00pm Bismarck Com.

W2 Bismarck High School	21
E3 West Fargo High School	20

G7: 11/13 7:00pm Fargodome

E1 West Fargo Sheyenne HS	
W1 Bismarck Century HS	

All games shown in local time

G3: 10/30 7:00pm Bismarck Com.

W1 Bismarck Century HS	49
E4 Shanley High School	28

G6: 11/06 7:00pm Bismarck Com.

W1 Bismarck Century HS	45
W3 Mandan High School	21

G4: 10/30 7:00pm Fargo Davies

E2 Fargo Davies High School	21
W3 Mandan High School	26

WEST FARGO SHEYENNE MUSTANGS



Back Row: Eternity Larry, Eric Braasch, Andrew Rott, Dave Benson, Nate Lutkemeier, Zach Rodgers, Bryce Westphal, Josh Karch, Jeremy Newton, Bryan Reed, Ryan Bodell, Parker Sander, Jordan Aus, Amos Condley; Sixth Row: Brady Johnson, Kaden Rahr, Isaac Birnbaum, Abe Hestdalen, Karter Menz, Aiden James, JahHeem Leake, Bryce Cain, Zander Newton, Alex Goodiron, Jacob Kirkeby, Kellen Entz, Dawson Galde; Fifth Row: Chase Goldade, Tate Gustafson, Mason Hart, Oakley Eagelson, Gavin Christensen, Adam Clute, Evan Birnbaum, Brennan Sellheim, Alex Urlaub, John Bretherton, Dylan Beyl, Ty Brueske; Fourth Row: Logan Holsing, Zach Fisher, Dylan Hemerick, Hayden Cole, Max Burkhart, Ty Schlichting, Konner Entz, Grant Warkenthein, Sam Carpenter, Matt Fischer, Josh Henricks, Ashton Schaff, Kole Menz; Third Row: Carter Carlson, Ross Olson, Isaac Kanega, Athur Fahnbulleh, Tharin Parson, Tanner Hegel, Chase Hoffman, Barika Kpeenu, Dylan Armstrong, Tyler Neeb, Nick Renner, Drew Cleem; Second Row: Ian Hogness, Zach Sorenson, Carter Ohleen, Logan Wickenheiser, Gage Anderson, Andy Cook, Wyatt Hoffner, Chase Hoffman, Matt Treib, James Hagen, Oakley Brown, Carter Okeson, Lance Oster; Front Row: Josiah Archer, Marcus Johnson, KJ Franklin, Jacob Impola, Zach Moser, Jaxson Migler, Jace Sutherland, Max Greenwood, Brady Duttonheffer, Alex Talom, Drew Harry and Riley Ulmer.

Opponent	Mustangs	Opp.	W/L
GF Red River	34	9	W
Fargo North	42	14	W
West Fargo	28	0	W
Shanley	43	38	W
Fargo Davies	29	0	W
Fargo South	42	14	W
GF Central	46	7	W

Opponent	Mustangs	Opp.	W/L
Post Season			
Jamestown	17	0	W
Bismarck High	28	21	W
Season Wins: 9			
Season Losses: 0			

WEST FARGO SHEYENNE MUSTANGS



No.	Name	Position	Ht	Wt	Yr
1	Gage Anderson	RB/DB	5'8	150	12
2	Barika Kpeenu	RB/LB	5'10	185	12
3	Lance Oster	RB/DB	5'9	165	12
4	Alex Urlaub	WR/DB	6'1	185	12
5	Alex Talom	WR/DB	5'8	165	12
6	Konner Entz	QB/DB	6'2	170	10
7	Logan Holsing	WR/DB	5'11	165	11
8	Karter Menz	WR/DE	6'4	175	10
9	JaH'heem Leake	WR/DE	6'8	220	12
10	Max Burkhardt	WR/DB	5'10	165	12
11	Tanner Hegel	WR/LB	5'9	165	11
12	Kellen Entz	WR/DB	6'3	185	11
13	Tate Gustafson	WR/DB	6'1	170	11
14	Isaac Birnbaum	WR/DE	6'3	170	11
15	Ty Brueske	WR/DB	6'0	165	11
16	Grant Warkenthien	QB/DB	6'0	170	11
18	Dylan Beyl	WR/DB	6'1	175	10
19	Ty Schlichting	WR/DB	5'10	160	10
20	Nick Renner	RB/LB	5'9	185	10
21	Carter Ohleen	WR/DB	5'8	155	10
22	Matt Treib	RB/LB	5'10	180	11
24	KJ Franklin	RB/DT	5'9	170	12
25	James Hagen	RB/LB	5'8	160	11
26	Brady Duttonhefer	RB/LB	5'9	165	11
27	Kaden Rahr	RB/LB	6'2	190	10
28	Gavin Christensen	QB/DB	6'2	170	10
30	Andy Cook	RB/DB	5'10	180	11
31	Marcus Johnson	RB/DB	5'10	170	10
32	Josh Henricks	RB/LB	6'0	215	11
33	Ross Olson	RB/DB	5'10	155	10
34	Chase Goldade	RB/LB	6'1	170	10
40	Zach Moser	RB/LB	5'8	155	10
43	Ayden James	WR/DB	6'2	175	12
44	Zach Sorenson	RB/DB	5'9	160	10
46	Aiden Knodel	WR/DB	5'9	150	10
47	Tyler Neeb	WR/DB	5'10	170	10
48	Ashton Schaff	WR/DB	5'10	165	10
50	Jaxson Migler	OL/DL	5'10	210	11
51	Dylan Hemerick	OL/DL	6'0	215	12
53	Noah Olson	WR/LB	5'11	150	9
55	Tharin Parson	OL/DL	6'0	220	11
56	Logan Wickenheiser	OL/LB	5'10	180	10
57	Race Wilson	RB/DB	5'10	145	9
58	Chase Hoffman	OL/DL	6'0	220	11
59	Dylan Armstrong	OL/DL	5'10	235	11
60	Oakley Eagleson	OL/DL	6'1	210	11
62	Evan Birnbaum	WR/DT	6'2	215	12
63	Zach Fisher	OL/DL	5'10	185	10
67	Carter Okeson	OL/DL	5'10	190	10
68	Sam Carpenter	OL/DL	5'11	210	11
69	Brennan Sellheim	OL/DL	6'2	225	11
70	Brady Johnson	OL/DL	6'3	175	10
71	Dawson Galde	OL/DL	6'1	190	11
72	Abe Hestdalen	OL/DL	6'3	225	12
73	Matt Fischer	OL/DL	5'11	195	12
74	Adam Clute	OL/DL	6'2	255	12
75	Mason Hart	OL/DL	6'0	230	10
78	Jacob Kirkeby	OL/DE	6'1	200	11
79	Jackson Becker	OL/DE	6'1	180	9
80	Riley Ulmer	WR/DB	5'6	130	10
81	Alex Goodiron	TE/DE	6'2	225	12
82	Caleb Duerr	QB/DB	6'1	140	9
84	Kole Menz	TE/DE	6'2	215	12
87	Zander Newton	WR/DE	6'4	180	11
88	Colby Walter	WR/DB	6'2	150	9
89	Hayden Cole	WR/DE	5'10	170	10



JEREMY NEWTON

7th Season

Career Record: 50-21

EDC Conference

Championships: 3

Sheyenne High School Teacher

BS Science in Physical
Education, MSUM 1998

Master Education, Grand Canyon
University 2005

Family: Leah Newton (wife), two
children (McKenzie, Zander)

Head Coach

Jeremy Newton

Assistant Coaches

Josh Karch

Bryce Westphal

Bear Reed

Nate Lutkemeier

Andrew Rott

Ryan Bodell

Jordan Aus

Amos Condley

David Benson

Eric Braasch

Parker Sander

Zach Rodgers

WEST FARGO SHEYENNE MUSTANGS



Team Stats [Regular Season] _____

Rushing yards average per game:..... 302 yds/game

Passing yards average per game: 92 yds/game

Points scored per game: 37 points/game

Points allowed per game: 11 points allowed/game

Yards rushing allowed per game:..... 125 yds allowed/game

Yards passing allowed per game:..... 105 yds allowed/game

Individual Stats [Regular Season] _____

SCORING LEADERS	Total TDs	2-pt PATs	1-pt PATs	FGs	Total Points
Barika Kpeenu	14				84
Grant Warkenthein	3				18
Gage Anderson	4				24
Matt Treib	3				18
JahHeem Leake	6				36
Alex Goodiron	2				12

PASSING LEADERS	Com	Att	Yds	TDs	Int	Com %
Grant Warkenthein	38	57	632	8	3	67%

RUSHING LEADERS	Carries	Rush Yds	Rush TDs	Yds/ Carry
Barika Kpeenu	113	919	14	8
Grant Warkenthein	33	259	3	8
Gage Anderson	36	238	4	7
Matt Treib	39	207	3	5

RECEIVING LEADERS	Rec	Rec Yds	Rec TDs	Yds/ Rec
JahHeem Leake	7	129	5	18
Gage Anderson	12	175	2	15
Alex Goodiron	6	135	2	23

DEFENSIVE LEADERS	Total Tackles	T4L/ Sacks	Int.
Kole Menz	28	14	
Abe Hestdalen	28	17	
Nick Renner	29	4	
Tate Gustafson	12	1	4

Superintendent

Beth Slette

Principal

Vince Williams

Assistant Principals

Jana Oistad

Ryan Salisbury

Nathan Schleicher

Activity Director

Greg Limke

Managers

Dejah Hunter, Rebecca Kapor

Trainer/Sports Medicine

Tessa Martin, Cody Freng

Cheer Advisor


Meghan Richardson, Jake Brannan

School Colors

Royal Blue & Orange

School Song

Mustang Stampede



Back Row: Catherine Francis, Ciana Murphy, Achol Deng, Kianna Neeb, Maryah Moore; Middle Row: Karissa Schmeets, Cheyenna Thompson, Alice Clark, Taylor Bracco, Isabella Wedding, Olivia Schempp; Front Row: Lauren Steffen, Jorene Clarke, Sophia Lucht, Nicole Farinella and Brooke Markworth.

BISMARCK CENTURY PATRIOTS



Back Row: Coach Ron Wingenbach, Coach Clay Brosz, Coach Rod Breitbach, Coach Todd Schwarzkopf, Coach Tim Fletcher, Coach Nate Symens, Coach Cory Volk, Coach Kent Schweigert, Coach Steve Feeney, Coach Brad Townsend, Coach Kenyon Wingenbach; Seventh Row: Ethan Morris, Ben Mansmith, Eddie Kraljic, Justice Coleman, Sage Kwandt, Noah Schaffner, Hunter Harvey, Andrew Leingang, Joel Edland, Brock Johnsen, Nathan Sabot, Thomas Jeske, Wadley Lamy, Jacob Burckhard; Sixth Row: Riley Vander Laan, Lucas Miller, Ryan Brynjolfson, Blake Knaup, Marshall Taylor, Cooper Christian, Cyan Sorenson, Jaden Braun, Wade James, Finnegan McMerty, Cayden Sorge, Nate Anderson; Fifth Row: Brady Dahl, Cody Portra, Paul Osmond, Damian Kelly, Tyler Birst, Adam Vigness, Jaxson Walz, Maguire Martin, Brody Toton, Tristan Wilson, Jaxon Tabert; Fourth Row: Anthony Petersen, Jacob Renz, Brayden Hendricks, Duncan Tufte, Peter Cady, Noah Fosland, Cade Garcia, Alex Schmidt, Ian Ely, Colton Schulte, Lucas Schweigert, Adam Schmidt, Sam Ashley, Camden Schwarzkopf; Third Row: Zachary Brackin, Payton Rodd, Matt Splonskowski, Tanner Harvey, Noah Finstad, Jacob Wisham, Conner Sparks, Carter Krueger, Isaiah Pajimula, Seth Nelson, Jacob Boehm, Landen Domres, Tate Erickson, Blake Ersland, Jacob Bosley; Second Row: Ethan Wayment, Trayton Hinderer, Dylan Kraft, Nic Felton, Hunter Azure, Ethan Fettig, Lykken Parlett, Landon Haugen, DaRon Johnson, Parker Neis, William Hermanson, Nate Canright, Kaleb Cooper, Matthew Harris; Front Row: Student Manager Irie Townsend, Keishawn Johnson, Franck Oro Nendji, Tyler Kleinjan, Kyan Barth, Peyton Arndt, Tanner Auck, Parker Sagsveen, Mason Riegel, Connor Evanson, Trevor Ragan, Carter Kraft and Brayden Brosz. Not Pictured: Connor Trahan, Cruise Moser, Brennen Bohl and Carsten Irgens.

Opponent	Patriots	Opp.	W/L
Bismarck Legacy	37	29	W
Mandan	17	6	W
Minot	22	16	W
Williston	71	0	W
Jamestown	45	0	W
Dickinson	49	6	W
Bismarck High	21	7	W

Opponent	Patriots	Opp.	W/L
Post Season			
Shanley	49	28	W
Mandan	45	21	W
Season Wins: 9			
Season Losses: 0			

BISMARCK CENTURY PATRIOTS

No.	Name	Position	Ht	Wt	Yr
1	Colton Schulte	WR-DB	6'1"	170	12
2	Brock Johnsen	WR-DB	6'4"	185	12
3	Ian Ely	WR-OLB	6'2"	200	12
7	Brady Dahl	QB-DB	6'0"	175	11
8	Jacob Renz	WR-DB	5'10"	155	11
10	Kyan Barth	QB-DB	6'1"	165	10
11	Payton Rodd	WR-DB	5'11"	170	11
15	Noah Schaffner	QB-DB	6'5"	215	12
16	Seth Nelson	RB-OLB	6'0"	170	11
17	Connor Evanson	RB-OLB	5'10"	165	10
18	Tanner Auck	WR-DB	6'1"	145	10
20	Ryan Brynjolfson	WR-DB	6'0"	155	10
22	Peyton Arndt	RB-OLB	5'11"	155	10
23	Trayton Hinderer	WR-DB	5'11"	160	11
24	Noah Fosland	WR-DB	6'0"	180	12
25	Wade James	K	6'0"	165	12
27	Parker Sagsveen	RB-OLB	5'10"	165	10
29	Trevor Ragan	RB-OLB	5'7"	155	11
30	Jacob Bosley	WR-LB	5'9"	165	11
31	Duncan Tufte	WR-OLB	5'10"	160	11
32	Maguire Martin	TE-LB	6'0"	195	12
33	Isiah Pajimula	RB-OLB	5'9"	165	11
34	Cade Garcia	RB-OLB	5'11"	195	12
35	William Hermanson	RB-OLB	5'9"	165	11
36	Keishawn Johnson	RB-DL	5'9"	245	12
37	Ben Mansmith	RB-LB	6'2"	185	11
39	Nate Anderson	WR-DB	6'0"	150	11
40	Carter Krueger	RB-LB	5'9"	180	10
41	Jacob Boehm	RB-OLB	5'11"	195	12
44	Ethan Wayment	RB-OLB	5'9"	175	10
46	Finnegan McMerty	TE-DE	6'1"	160	11
48	Jaden Braun	RB-DE	6'1"	235	11
50	Jaxson Walz	OL-LB	6'1"	205	10
53	Hunter Harvey	OL-DL	6'5"	250	12
54	Andrew Leingang	OL-DL	6'6"	275	12
55	Alex Schmidt	OL-LB	6'0"	195	12
57	Marshall Taylor	OL-LB	6'0"	185	11
58	Ethan Morris	OL-DL	6'2"	235	12
59	Jaxon Tabert	OL-DL	5'10"	235	12
60	Tristan Wilson	OL-DL	6'1"	300	12
61	Camden Schwarzkopf	OL-DL	6'0"	330	12
62	Paul Osmond	K	6'0"	205	11
63	Cayden Sorge	OL-LB	5'11"	185	11
64	Peter Cady	OL-DE	6'0"	220	11
67	Carsten Irgens	OL-DL	6'2"	275	11
68	Wadley Lamy	OL-DE	6'2"	190	11
73	Brody Toten	OL-DL	6'0"	225	12
74	Nathan Sabot	OL-DL	6'4"	250	12
76	Joel Edland	OL-DL	6'5"	260	10
77	Lucas Schweigert	OL-DL	6'0"	270	11
78	Jacob Burckhard	OL-DL	6'2"	275	10
82	Eddie Kraljic	TE-DE	6'3"	205	12
84	Connor Trahan	WR-DB	6'3"	195	11
85	Mason Riegel	TE-LB	5'10"	185	10
86	Cyan Sorenson	TE-DE	6'2"	170	10
87	Adam Schmidt	WR-DB	5'11"	150	11
88	Thomas Jeske	TE-DE	6'3"	215	12
90	Brayden Hendricks	TE-OLB	5'11"	180	11
91	Tate Erickson	WR-DB	6'1"	170	10
94	Tyler Birst	WR-OLB	5'11"	165	10



RON WINGENBACH

31st Season

Career Record: 245-137

WDA Conference Champ.: 9

NDHSAA State Champ.: 4

Math Teacher, Century HS

Math Education (Minors in PE & Drivers Ed.), Dickinson State University 1984

Masters in Educational Leadership, University of North Dakota

Family: Mary (wife), three children (Nicole, Kenyon, Kameron), four grandchildren

Assistant Coaches

Rod Breitbach

Brad Townsend

Kent Schweigert

Steve Feeney

Cory Volk

Tim Fletcher

Kenyon Wingenbach

Todd Schwarzkopf

Clay Brosz

Justin Miller

Brennan Doan

Dan Murphy

Kevin Vanderpan

Nate Symens

Nick Korom

Team Stats (Regular Season)

Rushing yards average per game:..... 256.1 yds/game
 Passing yards average per game: 62.5yds/game
 Points scored per game: 38.9 points/game
 Points allowed per game: 11.5 points/game
 Yards rushing allowed per game:.... 65.8 yds allowed/game
 Yards passing allowed per game:.. 171.5 yds allowed/game

Individual Stats (Regular Season)

SCORING LEADERS	Total TDs	2-pt PATs	1-pt PATs	FGs	Total Points
Cade Garcia	14	1	0	0	86
Noah Schaffner	10		0	0	60
Wade James			37	3	46
Peyton Arndt	7	0	0	0	42

PASSING LEADERS	Com	Att	Yds	TDs	Int	Com %
Noah Schaffner	33	63	500	6	3	52%

RUSHING LEADERS	Carries	Rush Yds	Rush TDs	Yds/ Carry
Cade Garcia	160	1024	14	6
Noah Schaffner	74	389	10	5
Peyton Arndt	32	362	6	11
Trevor Ragan	31	183	3	6

RECEIVING LEADERS	Rec	Rec Yds	Rec TDs	Yds/ Rec
Ian Ely	8	124	2	16
Brock Johnsen	7	105	1	15
Noah Fosland	5	76	1	15
Jacob Boehm	5	70	0	14

DEFENSIVE LEADERS	Total Tackles	T4L/ Sacks	Int.
Maguire Martin	61	4	
Lucas Schweigert	44	6	
Jacob Bosley	36	1	1
Brock Johnsen	31		1

Superintendent
Dr. Jason Hornbacher

Principal
Steve Madler

Assistant Principals
Mark Murdock, Sharon Espeland

Building Athletic Director
Ben Lervick

District Athletic Director
Dave Zittleman

Manager
Irie Townsend


Camera
Kevin Gabbert

Trainer/Sports Medicine
Sanford Sports Medicine

Cheer Advisor
Tammy Duursma

School Colors
Red, White, Blue

School Song
Bismarck Century



Back Row: Shaylan Heck, Brooklyn Richter, Annika Hendrickson, Brynn Wimmers, Morgan Nelson and Katrina Cysewski; Front Row: Emma Kilian, Olivia Allen, Kathy Brown, Ella Helm, Clara Ginther and Kennedy Hamilton.

Element Hotels

Space to live your life



Maintain balance at Element Fargo

Whether you're in town for a quick visit or settling in for a longer stay, Element Fargo provides you with everything you need to make it a place of your own – free daily Rise breakfast bar, complimentary WiFi, fully-equipped kitchens, room types for families of all sizes, indoor saline pool, oversized hot tub, bikes to borrow, and more.

Book now at elementfargo.com or call 701 478 5333

Natural Light. Open Spaces. Healthy Options.

Spacious guestrooms, free WiFi.
Signature Heavenly® Bed, spa-inspired bathrooms.
Fully-equipped kitchens.

State-of-the-art fitness center, pool and bikes to borrow.
Complimentary full breakfast.
Sustainable design and eco-friendly practices.

Element Fargo 925 19th Avenue East, West Fargo, ND 58078
Element Fargo is a certified LEED hotel
elementfargo.com 1 701 478 5333





Thank You 2020 Metro Patron Sponsors

Corporate Sponsors

**Sanford Health Scheels Farmers Union Insurance
FM Convention & Visitors Bureau Forum Communications Company
Element by Westin BEK Broadcasting Network**

Platinum Patrons (\$500+)

**Casey's General Store Hornbachers
Moore Engineering, Inc. Rumble on the Red**

Gold Patrons (\$250-\$499)

**Fargo Freightliner First Community Credit Union
Industrial Builders, Inc. My Place Hotel
Nodak Insurance Company Northern Improvement Co.
Scherling Photography SESVanderHave USA, Inc.
Western State Bank**

Silver Patrons (\$100-\$249)

**Archer Real Estate Services Bergseth Bros. Blackbird Woodfire
Cardinal IG Company Dave & Sue Carlsrud
CityScapes Development, LLC Expressway Suites of Fargo
Ihry Insurance Agency Kava Construction
Maring Williams Law Office Prairieland Ag, Inc. Probitas Promotions, LLC
The Clinic: Family Health & Sports Chiropractic**

Bronze Patrons (\$50-\$99)

**Apex Physical Therapy & Wellness Center Aspire Financial
Chris Heise Agency, Inc.—American Family Insurance
Curts Lock & Key Service, Inc. Orthopedic & Sport Medicine Specialists of Fargo
Widmer Roel PC**

Past Champions

Yr.	Div.	Champion	Yr.	Div.	Champion	Yr.	Div.	Champion
1910	B	Minot	1935	B	Minot	1955	C	Fargo
1911	B	Blizzard	1936	B	Valley City	1956	C	Cancelled
1912	B	Fargo	1937		N/A	1957	C	Fargo
1913	B	Grand Forks	1938	C	Fargo	1958	C	Fargo Shanley
1914	B	Park River	1939	C	Mandan	1959	C	Bismarck St. Mary's
1915	B	Park River & GF	1939	A	Fargo Sacred Heart	1960-66		N/A
1916	A	Park River	1940	A	Fargo Sacred Heart	1967	D	Fargo Shanley
1917	A	Williston	1941	C	Minot	1968	D	Fargo Shanley
1918		N/A	1941	A	Fargo Sacred Heart	1969	D	Fargo Shanley
1919	A	Williston	1942	C	Mandan & Wahpeton	1970	D	Fargo Shanley
1920	A	Williston	1943	C	Cancelled	1971	D	Wahpeton
1921	A	Fargo	1944	C	Fargo	1972	D	Fargo Shanley
1922	A	Fargo	1945	C	No Game	1973	D	Fargo Shanley
1923	A	Fargo	1946	C	Grand Forks	1974	D	Fargo Shanley
1924	A	Valley City	1947	C	Mandan	Legend:		
1925		N/A	1948	C	Mandan	<i>A=Official title game</i>		
1926	B	Fargo	1949	C	Bismarck	<i>B=Unofficial game arranged after</i>		
1927-28		N/A	1950	C	Cancelled	<i>season C=Game arranged by Class</i>		
1929	B	Bismarck	1951	C	Bismarck St. Mary's	<i>A East and West Conference</i>		
1930-32		N/A	1952	C	Williston Shanley	<i>D=arranged with WDA & SE Con-</i>		
1933	B	Jamestown	1953	C	Fargo Shanley	<i>ference in 1967 & WDA & EDC in</i>		
1934	B	Grand Forks	1954	C	Fargo Shanley	<i>1968-74</i>		

THREE DIVISION SYSTEM CHAMPIONS

Yr.	A Champion	B Champion	9-man Champion
1975	Fargo Shanley	Watford City	Napoleon
1976	Fargo Shanley	Watford City	Elgin
1977	Fargo Shanley	May/Port	Zeeland
1978	Fargo South	Watford City	Zeeland
1979	Dickinson Trinity	Watford City	Dakota (Arthur)
1980	Minot	Central Cass	Linton
1981	Fargo Shanley	Carrington	Hope
1982	Fargo South	Fargo Oak Grove	Sherwood
1983	Fargo Shanley	Velva	Parshall
1984	Bismarck	May/Port	Cooperstown
1985	Bismarck	Watford City	Northwood
1986	Fargo South	Watford City	New Salem-Almont
1987	Fargo South	Cavalier	Wyndmere-Lidgerwood
1988	Bismarck St. Mary's	Carrington	New England
1989	Fargo South	Beulah	PHCG
1990	Fargo South	Linton	Rollette
1991	Bismarck St. Mary's	LaMoure	Hankinson
1992	Fargo South	Lisbon	Wyndmere-Lidgerwood
1993	West Fargo	Des Lacs/Burlington	Sargent Central
1994	Bismarck St Mary's	Minot Ryan	Edgeley-Kulm
1995	Fargo North	Killdeer	New England/Regent
1996	Fargo South	Hazen	New England/ Regent

Past Champions

FOUR DIVISION SYSTEM CHAMPIONS

Yr.	AAA Champion	AA Champion	A Champion	9-man Champion
1997	Dickinson	Minot Ryan	Velva	New England
1998	West Fargo	Watford City	Harvey	Divide County
1999	West Fargo	Minot Ryan	Stanley	Central Valley
2000	Fargo North	Dickinson Trinity	Velva-Sawyer	Linton/H-M-B
2001	Bismarck	Dickinson Trinity	Velva-Sawyer	Strasburg-Zeeland
2002	West Fargo	Cavalier	Stanley-Powers Lake	Linton/H-M-B
2003	West Fargo	Cavalier	Velva-Sawyer	Linton/H-M-B
2004	Fargo South	Cavalier	Velva-Sawyer	Edgeley/Kulm
2005	GFCentral	Dickinson Trinity	Velva- Sawyer	Richland
2006	Fargo South	Watford City	Velva	Napoleon/Gackle-Streeter
2007	Fargo South	Oak Grove	Harvey	Mott-Regent
2008	Bismarck	Watford City	Harvey	Hillsboro
2009	Bismarck	Fargo Shanley	Velva	Hankinson
2010	Fargo South	Fargo Shanley	Velva	Wyndmere-Lidgerwood
2011	Bismarck	Grafton	Stanley-Powers Lake	Napoleon/Gackle-Streeter
2012	Bismarck	Shanley	Hazen	New Rockford-Sheyenne
2013	Fargo South	Bismarck St. Mary's	Hazen	Cavalier
2014	Fargo Davies	Bismarck St. Mary's	Park River/ Fordville-Lankin	Cavalier
2015	Bismarck Century	Beulah	Park River Area/ Fordville-Lankin	Richland
2016	Bismarck Century	Bismarck St. Mary's	Ellendale/Edgeley/Kulm	Thompson
2017	West Fargo	Bismarck St. Mary's	Hillsboro/Central Valley	Wyndmere/Lidgerwood
2018	Bismarck	Shanley	Langdon Area/ Edmore/Munich	Thompson
2019	Bismarck Century	Hillsboro/35 Central Valley	Langdon Area/Edmore/ Munich	Kidder County

NDHSAA Dakota Bowl Records (1993-present)

INDIVIDUAL RECORDS

Best Completion Percentage (10 Or More Attempts)

.818 (9-11) | Wyatt Harles, Wyndmere-Lidgerwood (2017)

Best Completion Percentage (20 Or More Attempts)

.810 (17-21) | Will Madler, Bismarck High (2018)

Best Punting Average (4 Or More Kicks)

50.0 yards | Jonny Thompson, Hatton/Finley-Sharon (1998)

Best Rushing Average (12 Or More Attempts)

23.6 | Ryan Chrest, Cavalier (2013)

Longest Field Goal

43 yards | Ryan Matire, Bismarck St. Mary's (2013)

Longest Kickoff Return

98 yards | Graham Andrist, Divide County (1998)

Longest Pass Completion

90 yards | Dustin Erbes to Jon Griffith, Richland (2005)

Longest Punt

67 yards | Marcus Carpenter, Cavalier (2003)

Longest Punt Return

80 yards | Adam Cotton, Hillsboro (1996)

Longest Run From Scrimmage

95 yards | Isaac Jacobs, Divide County (2012)

Longest Scoring Pass Reception

90 yards | Jon Griffith, Richland (2005)

Most Interception Yards

124 yards | Brock Goldade, Harvey (1998)

Most Offensive Yards (Passing/Rushing)

543 | Jonah Schwarzenberger, Napoleon-Gackle-Streeter (2011)

Most Pass Receptions

11 | Daniel Grande, North Star (2011)

Most Passes Attempted

42 | Dylan Schestler, Des Lacs-Burlington (2016)

Most Passes Completed

22 | Dylan Schestler, Des Lacs-Burlington (2016)

Most Passes Intercepted

4 (TIE) | Scott Kopp, Flasher-Carson (1993); Kyle Ihry, Central Valley (1999)

Most Rushing Attempts

43 | Jordan Dewald, Napoleon-Gackle-Streeter (2006)

Most Touchdowns (Rushing/Receiving/Passing)

6 (TIE) | Jared Essler, Minot Bishop Ryan (1999); Kyle Steffes, Dickinson Trinity (2001); Luke Foertsch, Wyndmere/Lidgerwood (2017)

Most Touchdowns Passing

5 (TIE) | Tim Horn, Fargo North (2000); Jacob Hagler, North Star (2011); Brady Heyen, Richland (2015)

Most Touchdowns Receptions

3 (TIE) | Jonny Thompson, Hatton/Finley-Sharon (1998); Daniel Grande, North Star (2011); Cole Sorby, Thompson (2016)

Most Touchdowns Rushing

6 | Kyle Steffes, Dickinson Trinity (2001)

Most Yards Passing

377 | Jacob Hagler, North Star (2011)

Most Yards Receiving

234 | Jason Moore, Dickinson (1997)

Most Yards Rushing

377 | Ryan Chrest, Cavalier (2013)

Total Yards (All Returns)

179 yards | Adam Cotton, Hillsboro (1996)

Total Yards (Kickoff Returns)

143 yards | Graham Andrist, Divide County (1998)

Total Yards (Punt Returns)

95 yards | Adam Cotton, Hillsboro (1996)

NDHSAA Dakota Bowl Records (1993-present)

TEAM RECORDS

Best Average Yards Per Play

12.7 | Cavalier (2013)

Best Pass Completion Percentage (10 Or More Attempts)

.818 (9-11) | Wyndmere/Lidgerwood (2017)

Longest Game (Time)

2:57 | Hazen vs. Westhope-Newburg-Glenburn (2012)

Longest Scoring Drive (Distance)

99 yards (Tie)

Killdeer, (19 plays, 1995);

Bismarck High (10 plays, 2018)

Longest Scoring Drive (Elapsed Time)

11:12 (67 yards, 20 plays) | Beulah, 2019

Most First Downs

38 | Napoleon-Gackle-Streeter (2011)

Most Fumbles

5 (TIE) | Rolette-Wolford (1997); Hillsboro (2008);

Grafton (2012); Westhope-Newburg-Glenburn (2012)

Most Fumbles Lost

5 | Grafton (2012)

Most Offensive Plays

81 | North Prairie (2015)

Most Passes Attempted

43 | Des Lacs-Burlington (2016)

Most Passes Completed

22 | Des Lacs-Burlington (2016)

Most Passes Intercepted

5 (TIE) | Flasher-Carson (1993); Central Valley (1999)

Most Passing First Downs

17 | North Star (2011)

Most Points Scored (One Team)

60 | Wyndmere/Lidgerwood (2017)

Most Points Scored (Two Teams)

92 | Napoleon-Gackle-Streeter (50) vs. North Star (42), (2011)

Most Rushing Attempts

64 | Hillsboro/Central Valley (2018)

Most Rushing First Downs

22 | Bismarck St. Mary's (2016)

Most Total Offensive Yards (Net)

669 | Hazen (2012)

Most Yards Passing

370 yds | North Star (2011)

Most Yards Rushing

519 | Cavalier (2013)

NDHSAA Dakota Bowl Team Appearances (1993-present)

School	Appearances
Beulah	2005, 2015, 2019
Bismarck High	1997, 2000, 2001, 2003, 2007, 2008, 2009, 2010, 2011, 2012, 2013, 2016, 2018
Bismarck Century	2011, 2012, 2015, 2016, 2018, 2019
Bismarck St. Mary's	1994, 1995, 2013, 2014, 2016, 2017, 2018
Shiloh Christian	2014, 2017
Carrington	1999, 2002
Cavalier	2002, 2003, 2004, 2005, 2013, 2014, 2019
Central Valley	1999
Des Lacs-Burlington	1993, 2016
Devils Lake	2007, 2009, 2010
Dickinson	1997
Dickinson Trinity	2000, 2001, 2002, 2003, 2005, 2006
Divide County	1998, 2005, 2012
Edgely/Kulm	1994, 2004
Ellendale/Edgely/ Kulm	2016
Fargo Davies	2014
Fargo North	1995, 2000
Fargo South	1993, 1996, 2001, 2004, 2005, 2006, 2007, 2008, 2009, 2010, 2013
Shanley	2009, 2010, 2011, 2012, 2014, 2015, 2017, 2018
Oak Grove	2007
Flasher-Carson	1993
Grafton	1994, 2011, 2012
Grand Forks Central	1996, 2004, 2005
Harvey	1993, 1995, 1996, 1997, 1998, 2001, 2007, 2008
Hatton/ Finley-Sharon	1998
Hazen	1996, 2001, 2012, 2013
Hankinson	2009
Hillsboro	1996, 2008
Hillsboro/ Central Valley	2017, 2018, 2019
Hope-Page	2000
Jamestown	1994
Kidder County	2019
Killdeer	1995, 2014, 2015
Kindred	2016
LaMoure/Litchville/ Marion/Verona	2003
Langdon-Munich	2000, 2009
Langdon Area/ Edmore/Munich	2017, 2018, 2019

Larimore	2004
Linton-HMB	1999, 2000, 2002, 2003, 2006, 2008, 2011
Lisbon	1999, 2004, 2007
Maddock	2001, 2002
Minot High	1999, 2002, 2006, 2014, 2015, 2017
Bishop Ryan	1994, 1997, 1999, 2019
Milnor-North Sargent	2010, 2013
Mott-Regent	2007
Napoleon- Gackle-Streeter	2006, 2007, 2011
New England- Regent	1995, 1996, 1997
New Rockford- Sheyenne	2003, 2004, 2012
New Salem/ Glen Ullin	2016, 2018
North Star	2011
North Prairie	2015
Parshall- White Shield	2009
Park River- Fordville-Lankin	2014, 2015
Richland	2005, 2015
Rolla-Rock Lake	1994
Rolette-Wolford	1997
Rugby	1998, 2000
Sargent Central	1993
Stanley- Powers Lake	1998, 1999, 2002, 2011
Strasburg-Zeeland	2001
Thompson	1995, 2016, 2018
Turtle Lake-Mercer	2006
Valley City	2008
Velva-Sawyer	1997, 2000, 2001, 2003, 2004, 2005, 2006, 2009, 2010
Wahpeton	1998, 2013
Watford City	1997-98, 2006, 2008
Westhope- Newburg-Glenburn	2012, 2013
West Fargo High	1993, 1998, 1999, 2002, 2003, 2017
West Fargo Sheyenne	2019
Wells County	2010
Williams County	2008
Wyndmere- Lidgerwood	2010, 2017

NDHSAA History and Information

NORTH DAKOTA HIGH SCHOOL ACTIVITIES ASSOCIATION: 2019-20

BOARD OF DIRECTORS

Kirsten Baesler, Department of Public Instruction Bismarck
Alexis Baxley, ND School Boards Association Bismarck
Jeremy Brandt Buxton
Mitch Carlson LaMoure
Travis Jordan Beulah
Paul Jundt Bismarck
Scott Privratsky, President Devils Lake
Mark Rerick Grand Forks
Dave Schoch Velva
Michael Sorlie Gwinner
Warren Strand, Vice President Fessenden

EXECUTIVE OFFICERS

Matthew Fetsch Executive Director
Brian Bubach Associate Director
Justin Flitschock Assistant Director
Kevin Morast Assistant Director
Brenda Schell Assistant Director
Tom Mix Media Specialist

INFORMATION CONCERNING THE NORTH DAKOTA HIGH SCHOOL ACTIVITIES ASSOCIATION

I. Membership

The NDHSAA is a non-profit organization of the high schools in the state of North Dakota. All schools eligible for membership belong to the Association. Membership is granted upon application of the School Board, at which time the school agrees to enforce the rules which the members have established and to participate in the legislative process of modification and revision of rules to fit the changing needs of member schools and students.

II. Purpose as per NDHSAA Constitution

The purpose of the Association is to contribute to the education of high school boys and girls of North Dakota by:

Administering a program of interscholastic activities, clinics, contests and festivals among its member schools.

Elevating the standards of good sportsmanship and encouraging growth in good citizenship, not only of high school students, but also of all others who come in contact with school activities.

Protecting member schools, students, and personnel from exploitation of special interest groups.

Encouraging pride in scholastic achievement as a fundamental basis for a well-balanced activities program.

Supplementing the dramatic, literary, music and physical education programs of the schools and giving due emphasis to those tendencies which promise best to promote the mental and physical health and social well-being of all students.

III. Brief History

The activities association was founded in 1908 under the name of the High School League and originally was concerned only with athletics. In 1923 the state organization became affiliated with the National Federation of High School Athletic Associations (NFHS). A full-time executive director was employed in 1949, an assistant was added in 1963, a girls sports supervisor in 1973, and a music and speech coordinator in 1978.

In 1950 the Consolidated League, an organization of the smaller schools of the state, affiliated with the High Schools League, thereby uniting all high schools of the state under one organization. Music and speech activities were placed under the direction of the Association in 1955, and the name was changed to the North Dakota High School Activities Association at that time. Schools in the League were all one class for basketball competition from 1908 to 1932. A two-class system was used from 1933 to 1947 and a three-class system from 1948 to 1963. In 1964 the two-class system was restored and this arrangement has been in effect since then up to the present time. Official state champions have been named in boys track since 1908 and in boys basketball since 1914. Official champions in other sports were later added as follows: boys golf and boys tennis 1938, baseball 1950; wrestling 1959; boys cross country 1961; boys hockey 1967; girls track, golf and tennis 1966; girls gymnastics 1969; girls basketball 1974; girls swimming 1974; boys swimming 1975 and girls cross country 1979. State football champions were determined off and on between 1916 and 1959, when the practice was discontinued, but were restored in 1975 when NDHSAA officially sponsored Class A, Class B and 9-man championship games. The NDHSAA Dakota Bowl - a one day event where all three football championship games are played - was introduced in 1993. In 1997, the current four division format (Division AAA, Division AA, Division A and 9-man) for NDHSAA football was introduced.

Basketball tournaments for girls were conducted by the Consolidated League for a number of years and by the NDHSAA from 1951 to 1960, at which time they were discontinued because of the small number of schools fielding teams. Girls basketball was reinstated as an NDHSAA-sponsored activity in 1973 on a district level, with separate state Class A and Class B champions being named since 1974. Class A girls volleyball state champions were first named in 1984 and Class B girls volleyball state champions were first named in 1989. Boys state soccer champions were first named in 1995 and girls state soccer champions in 1996. Girls state hockey champions were first named in 2003. Girls softball champions were first named in 2009 with separated Division A & B champions in 2012.

NDHSAA History and Information

IV. Activities (Participation Numbers for 2018-19)

Athletic Activities	Number of Schools Participating	Number of Students Participating
Baseball	113	1,601
Basketball - Boys	161	2,914
Basketball - Girls	157	2,152
Cross Country - Boys	105	774
Cross Country - Girls	101	589
Football	151	4,078
Golf - Boys	122	895
Golf - Girls	116	476
Gymnastics	18	104
Hockey - Boys	38	616
Hockey - Girls	27	245
Soccer - Boys	18	662
Soccer - Girls	20	650
Softball	80	1,091
Swimming - Boys	25	297
Swimming - Girls	26	387
Tennis - Boys	21	303
Tennis - Girls	22	515
Track - Boys	154	2,562
Track - Girls	149	2,194
Volleyball	154	3,189
Wrestling	94	916
Music Activities		
Band	153	5,198
Vocal	151	5,347
Orchestra	20	958
Speech Activities		
Lincoln-Douglas Debate	13	99
Public Forum Debate	14	137
Drama	100	1,645
Speech	118	1,122
Student Congress	23	375

V. Registration of Officials and Interpretation Meetings

In the 2018-19 school year 1,466 officials registered with the NDHSAA. These men and women are furnished rule books for the sports in which they officiate, and examinations are provided annually in baseball, basketball, football, gymnastics, hockey, soccer, softball, swimming & diving, volleyball and wrestling. Officials are also required to complete online rules clinics in all sports and workshops in baseball, basketball, football, softball, volleyball and wrestling.

VI. School Administrator Meetings

The NDHSAA holds mandatory administrator meetings throughout North Dakota in September. The meetings cover various topics member schools should be aware of entering the school year.

VII. Cheerleader Clinics

The NDHSAA has recognized the importance of safety in cheerleading. Because of this, the Association has added rules/safety clinics for head cheer coaches of all member schools who have cheerleaders. These clinics recognize the importance of informing cheer coaches of proper safety techniques as well as emphasizing the responsibility of cheerleaders for sportsmanship and crowd control.

VIII. Organization of Association

NDHSAA BOARD OF DIRECTORS

The Board of Directors consists of 11 members. Three Board members shall be chosen from Class A Schools, one each from two geographical areas and one at-large. Four administrators of Class B schools, one high school principal as a member-at-large and one athletic administrator. These representatives are elected by the membership as a whole, with each school having one vote. In addition, a representative of the North Dakota School Boards Association and the Superintendent of Public Instruction serve as a member of the Board.

REPRESENTATIVE ASSEMBLY

The superintendent or high school principal or athletic administrator of each school serves as a member of the representative assembly, with each school being entitled to one vote. An annual meeting is held each year to adopt rules and regulations governing interscholastic contests and eligibility regulations. All such rules are made by the representative assembly.

DISTRICT COMMITTEES

The district activities are controlled and managed by committees elected by school officials in each area.

EXECUTIVE OFFICERS

The administration of the various programs and the implementation of the policies of the Association are placed in the hands of the Executive Director, one Associate Director, three Assistant Directors and a Media Specialist who are employed by the Association.