

# GAMEDAY

NDHSAA

## DAKOTA Bowl XXIX

NOVEMBER 12, 2021  
FARGODOME | FARGO, N.D.

#1 LaMoure-Litchville/Marion

9 MAN B

#3 Cavalier

#1 Hillsboro/Central Valley

11 MAN B

#2 Kindred

#1 Bismarck St. Mary's

11 MAN A

#2 Jamestown

#1 West Fargo Sheyenne

11 MAN AA

#3 West Fargo

  
**Farmers Union**  
INSURANCE

  
**AREA  
METRO**  
TOURNAMENT COMMITTEE

**VISION  
ZERO**  
Zero fatalities. Zero excuses.

**NDHSAA**



A photograph of two young boys playing on a light-colored couch. One boy is jumping or falling off the couch, while the other stands looking down. Large windows in the background let in bright, natural light.

# FAST TREATMENT

FOR DARING MOVES.

With walk-in services at Sanford Health, we make it easy for you to access expert care from the Sanford Orthopedics & Sports Medicine team when you need it most.

**Walk-in today without a referral.**

**SANFORD**  
ORTHOPEDICS  
SPORTS MEDICINE

NEW LOCATION  
1720 South University Drive  
(701) 417-6000  
[sanfordhealth.org](http://sanfordhealth.org)

**Walk in for fast, convenient orthopedic care**

THE EXCLUSIVE  
SPORTS MEDICINE  
TEAM OF THE







≡ **PREMIERE PARTNER OF THE NDHSAA** ≡



## **INVESTING IN NORTH DAKOTA'S FUTURE**

Today's youth are the future of North Dakota and healthy activity builds better community involvement and personal character.

That's why Farmers Union Insurance proudly invests in our state's youth with a continuing commitment as the Premiere Partner of the North Dakota High School Activities Association.





**LIVE BROADCAST**

**Class A & B State Volleyball**

*November 18, 19, 20 | Bismarck Event Center*

**WATCH LIVE on BEK.TV**

Visit [bek.tv/schedule](http://bek.tv/schedule) for Statewide Channel Listing and Broadcast Schedule

Or LIVE STREAM at [www.bek.tv/watch-now](http://www.bek.tv/watch-now)



**STATE VOLLEYBALL** powered by **BEK FIBER**

**CALL 888.475.2361**





# Table of Contents

---

<b>Welcome</b>	<b>7</b>	<b>7</b>
<b>Staff &amp; Management</b>	<b>8</b>	<b>8</b>
<b>NDOA Hall of Fame</b>	<b>9</b>	<b>9</b>
<b>BRACKETS</b>		
<b>9B</b>	<b>11</b>	<b>11</b>
<b>11B</b>	<b>18</b>	<b>18</b>
<b>11A</b>	<b>26</b>	<b>26</b>
<b>11AA</b>	<b>33</b>	<b>33</b>
<b>TEAMS</b>		
<b>LaMoure-Litchville/Marion</b>	<b>12-14</b>	<b>12</b>
<b>Cavalier</b>	<b>15-17</b>	<b>15</b>
<b>Hillsboro/Central Valley</b>	<b>19-21</b>	<b>19</b>
<b>Kindred</b>	<b>22-24</b>	<b>22</b>
<b>Bismarck St. Mary's</b>	<b>27-29</b>	<b>27</b>
<b>Jamestown</b>	<b>30-32</b>	<b>30</b>
<b>West Fargo Sheyenne</b>	<b>34-36</b>	<b>34</b>
<b>West Fargo</b>	<b>37-39</b>	<b>37</b>
<b>Past Champions</b>	<b>42-43</b>	<b>42</b>
<b>Records</b>	<b>44-45</b>	<b>44</b>
<b>Team Appearances</b>	<b>46</b>	<b>46</b>
<b>NDHSAA Board</b>	<b>6</b>	<b>6</b>
<b>NDHSAA History</b>	<b>47-48</b>	<b>47</b>





# NDHSAA Staff and Board of Directors

---

## EXECUTIVE OFFICERS



**Matthew J. Fetsch**  
Executive Director



**Brian Bubach**  
Associate Director



**Justin Fletschock**  
Assistant Director



**Kevin Morast**  
Assistant Director



**Nick Walton**  
Technology Director



**Tom Mix**  
Media Specialist

## BOARD OF DIRECTORS



**Dr. Mark Rerick**  
President  
Grand Forks



**Jeremy Brandt**  
Vice-President  
Buxton



**Josh Johnson**  
Valley City



**Dave Schoch**  
Velva



**Guy Fridley**  
Dickinson



**Paul Jundt**  
Bismarck



**Rick Diegel**  
Steele



**Andrew Jordan**  
Wilton



**Ned Clooten**  
Wahpeton



**Kirsten Baesler**  
Bismarck  
Dept. of Public Instr.



**Alexis Baxley**  
Bismarck  
School Boards Assoc.

## MINIMAL BEHAVIOR EXPECTATIONS FOR REGULAR AND POSTSEASON COMPETITIONS

---

- Respect the American flag and the National Anthem.
- Contesting schools shall each have an authorized faculty representative present who shall be responsible for his/her school's participants, students, and fans throughout the contest.
- Spectators must wear clothing that covers the entire torso. Those who do not comply or who wear clothing that is vulgar, obscene or that in some other way inappropriate, as determined by school/tournament personnel, will be removed from the facility if they do not cooperate with this behavior expectation.
- The use of appropriate language is expected at all times. Profanity, negative chants, trash talk, name-calling, personal attacks or other acts of disrespect are unacceptable and must be immediately addressed by school/tournament administrators.
- Any attendee ejected from a NDHSAA tournament venue will be banned from the venue(s) for the remainder of the event.
- Respect the game/contest. Under no condition shall anyone other than the members of the official squad enter the playing surface. No one may interfere with the contest in any way.
- Hand held signs and flags, which do not obstruct the view of others, are permitted provided they are in good taste. Signs or other similar items contest/tournament officials deem to be in poor taste will be removed. Message or "white" boards are prohibited. The carrying of flags around the playing surface is NOT allowed.
- Artificial noisemakers of any kind (i.e. megaphones, cowbells, sirens, whistles, thunder sticks, and other similar items) are not allowed at any indoor events, including outdoor sports played at indoor venues. Exception – Megaphones appropriately used by cheerleaders are permitted if allowed by contest officials.
- Laser lights or any other lights deemed distracting to participants are strictly prohibited.
- Confetti is banned at all NDHSAA tournament venues. Tournament staff is instructed to confiscate such articles at the door.
- Objects shall not be thrown into the stands at any NDHSAA tournament venue.
- The use of unmanned aerial vehicles (UAV), also known as drones, is prohibited for any persons at NDHSAA tournament venues.

# Welcome to Dakota Bowl XXIX

The Metro Area Tournament Committee and the communities of Fargo and West Fargo would like to welcome you to the Fargodome for the twenty-ninth annual Dakota Bowl. We look forward to providing an exciting and memorable experience for all players, coaches, cheerleaders and fans. The Metro Area Tournament Committee is grateful to the Fargodome staff and administration for their cooperation in assisting with management of this event. We also express our gratitude to many volunteers and workers for providing their assistance.



As an extension of the North Dakota High School Activities Association's effort to promote sportsmanship and goodwill among schools and athletes, we hope you will join us in providing positive encouragement and support to all who are participating. Good luck to all the teams.

Metro Area Tournament Committee  
Todd Olson, Fargo Public Schools Director of Student Activities  
2021 Dakota Bowl Manager

Tournament Website: [www.metrotournament.com](http://www.metrotournament.com)

Twitter: [@nddakotabowl](https://twitter.com/nddakotabowl)

[#DakotaBowl](https://twitter.com/nddakotabowl)

## Here's an effective way for you and your community to prevent the **#1 KILLER OF TEENS.**

The ND Association of Counties has teamed up with the "Impact Teen Drivers – What Do You Consider Lethal" Campaign with a free interactive program for students, teachers and law enforcement. "Impact Teen Drivers" will help teens think about the deadly impact of distractions while driving.

To book this program, please contact:

[ImpactTeens@ndaco.org](mailto:ImpactTeens@ndaco.org)

Vision Zero Outreach Program



**Impact**  
Teen Drivers

**VISION ZERO**

**NDACo**  
NORTH DAKOTA ASSOCIATION OF COUNTIES



# Dakota Bowl Staff and Management

---

**Tournament Manager** ..... Todd Olson

**Tournament Assistant** ..... Jenny Schultz

**Staffing/Will Call**..... MJ Caulfield, Cathy Pauly

**Promotions/Media** ..... Rick Flacksbarth

**Fargodome Management**..... Rob Sobolik

**Sports Medicine**..... Brad Reed, Director  
Sanford Health Sports Medicine

**Athletic Trainers** ..... Terra Billiet, Becca Erickson,  
Kathy Stompro, Stacy Stoner-Dockter, Sofia Wentz

**Physicians** ..... Dr. Jason Sharp

**Field Supervisors** ..... Patti Aanenson, Mike Beaton,  
Jay DeCann, Cory Herrmann, Cory Holten,  
Reggie Jackson, Lenny Ohlhauser, Dan Shultis

**Public Address**..... Guy Goschen, Travis Voegele

**PA Spotter** ..... Darwin Braunagel, Rick Majerus

**Clock Operators** ..... Ben Clapp, Ned Clapp, Dick Hell,  
Darrel Lund, Lincoln Regula, Craig Schwinden

**Website** ..... Jerry Schneider

**Social Media** ..... Kory Linster, Caleb Schneider

**Statistics** ..... Brant Baarstad, Kory Linster,  
Jay Schneider, Jerry Schneider

**Stat Camera** ..... Caleb Schneider, Eli Schneider

**Chains Crew**..... Curt Kellen, Shannon Mehlich,  
Mike Monda, Tim Rafevold,  
Chris Rostad, Jerry Rostad, Mick Rostad,  
Dean Schneibel, Rob Wilson

**Ball Boys** ..... Kellen Dougherty, Michael Dummer,  
William Kenninger, Finn Kielty

**Officials Host**..... Mitch Parker, Dale Weston

## Game Officials

9B..... Connor Dunn, Adam Jones,  
Shane Piatz, Craig Schwinden, Brad Woehl

11B..... Tyler Boone, Ryan Holder,  
Jordan Hulm, Jed Steiner, Brady Weber

11A..... John Aarfor, Jeremy Carney,  
John Christianson, Ryan Gellner, Lucas Sandman

11AA ..... Drew Flaagan, Chuck Huber  
Jeremy Mehlhoff, Dave Moore, Steve Morben

## National Anthem

Color Guard..... Fargo Public Schools  
AFJROTC – under direction of Col. Steven Muhs

9-Man Game..... 19th Ave. Jazz Choir  
Fargo North High School

11AA Game..... Carlie Sell  
Central Cass High School



## NDOA Hall Of Fame

---

### JIM HARTY | JAMESTOWN

Jim Harty began officiating in 1976 at the age of 18 umpiring American Legion baseball games. Forty-four years later, Harty is still an active official in the state of North Dakota at both the collegiate and prep levels. Harty became a registered high school and collegiate baseball official in 1981 and later added football to his officiating repertoire (1985 - high school and 1988 - college).

During his career, Harty officiated eight NDHSAA Dakota Bowl football championship games (six of which he served as the white hat official - 2020, 2019, 2016, 2011, 2006, 2002) and 21 NDHSAA baseball state tournaments. The 2021 fall season marked his 37th officiating high school football.

A member and president of the Jamestown Football Officials Association, Harty has worked NAIA and NCAA Division II College Football games for 32 years and received several NAIA National Playoff game assignments during that time as well as working the 2018 NCAA Division II Mineral Water Bowl. Harty also worked as an official in the National Indoor Football League for four seasons officiating a total of seven NIFL playoff games and the 2000 NIFL Gold Cup Championship game.

Other baseball officiating highlights for Harty include working 20-plus American Legion State Tournaments, three American Legion Central Plains Regional Tournaments, and several NAIA postseason baseball tournaments.

Harty works at Harty Insurance Inc. in Jamestown and is married to Connie. They have three children Nicole, Alicia and Brittany.





# Experience

## NORTH OF NORMAL

Experience North of Normal and take in the unique street art, the iconic Woodchipper, and even a colored pencil fence at the zoo. Everywhere you turn, you'll see fresh, one-of-a-kind things to do and friendly people along the way.

[fargomoorhead.org](http://fargomoorhead.org)

   @fargomoorhead

NORTH OF NORMAL  
**FARGO**  
MOORHEAD | WEST FARGO

# 2021 9-man B State Playoff Bracket

Round 1 October 16 at Higher Seed	Round 2 October 23 at Higher Seed	Quarterfinals October 30 at Higher Seed	Semifinals November 6 at Higher Seed	Final November 12 at FARGODOME
<div>G1: 10/16 1:00pm Mayville State University</div> <div>R2#2 May-Port CG High School20</div> <div>R1#3 Enderlin/Maple Valley18</div>	<div>G9: 10/23 1:00pm LaMoure HS</div> <div>#1 LaMoure-Litchville/Marion42</div> <div>May-Port CG High School0</div>	<div>G17: 10/30 1:00pm LaMoure HS</div> <div>#1 LaMoure-Litchville/Marion42</div> <div>Grant Co/Flasher "Storm"22</div>	<div>G21: 11/06 2:00pm LaMoure HS</div> <div>#1 LaMoure-Litchville/Marion20</div> <div>#4 Bottineau High School6</div>	<div>G23: 11/12 9:10am Fargodome</div> <div>#1 LaMoure-Litchville/Marion</div> <div>#3 Cavalier High School</div>
<div>G2: 10/16 2:00pm Ashley High School</div> <div>R5#2 South Border Mustangs14</div> <div>R6#3 Grant Co/Flasher "Storm"32</div>	<div>G10: 10/23 2:00pm Hettinger HS</div> <div>#8 Hettinger/Scranton0</div> <div>Grant Co/Flasher "Storm"30</div>	<div>G18: 10/30 2:30pm Bottineau HS</div> <div>#4 Bottineau High School20</div> <div>#5 Nelson County6</div>		
<div>G3: 10/16 1:00pm New Rockford High</div> <div>R3#2 New Rockford-Sheyenne14</div> <div>R4#3 North Prairie Cougars40</div>	<div>G11: 10/23 2:30pm Bottineau HS</div> <div>#4 Bottineau High School26</div> <div>North Prairie Cougars8</div>			
<div>G4: 10/16 2:00pm St. John High School</div> <div>R4#2 St. John High School20</div> <div>R3#3 Four Winds High School6</div>	<div>G12: 10/23 2:00pm Lakota High School</div> <div>#5 Nelson County28</div> <div>St. John High School22</div>			
<div>G5: 10/16 1:00pm New England HS</div> <div>R6#2 Mott-Regent/New England66</div> <div>R5#3 Napoleon/G-S Imperials42</div>	<div>G13: 10/23 2:00pm New Salem/Almont</div> <div>#2 New Salem-Almont High42</div> <div>Mott-Regent/New England14</div>	<div>G19: 10/30 New Salem High School</div> <div>#2 New Salem-Almont High School52</div> <div>#7 Divide County High School24</div>		
<div>G6: 10/16 12:00pm Berthold</div> <div>R7#2 Lewis &amp; Clark26</div> <div>R8#3 Kenmare/Bowbells/Burke Cent.6</div>	<div>G14: 10/23 1:00pm Divide County HS</div> <div>#7 Divide County High School34</div> <div>Lewis &amp; Clark12</div>		<div>G22: 11/06 1:00pm New Salem/Almont</div> <div>#2 New Salem-Almont High School34</div> <div>#3 Cavalier High School36</div>	
<div>G7: 10/16 1:00pm Wyndmere HS</div> <div>R1#2 Wyndmere/Lidgerwood26</div> <div>R2#3 Finley-Sharon/Hope Page18</div>	<div>G15: 10/23 2:30pm Cavalier HS</div> <div>#3 Cavalier High School52</div> <div>Wyndmere/Lidgerwood6</div>	<div>G20: 10/30 Cavalier High School</div> <div>#3 Cavalier High School14</div> <div>#6 Surrey High School8</div>		
<div>G8: 10/16 2:00pm Ray High School</div> <div>R8#2 Ray/Powers Lake44</div> <div>R7#3 Mohall-Lansford-Sherwood14</div>	<div>G16: 10/23 1:00pm Surrey High School</div> <div>#6 Surrey High School44</div> <div>Ray/Powers Lake38</div>			

All games shown in local time



# LAMOURE-LITCHVILLE/MARION LOBOES



*Back Row: Coach Andy DelaBarre, Garrett Hebl, Carter Bowman, Max Musland, Corban Potts, Anthony Hanson, Dane Lebahn, Wyatt Weight, Colton Ness, Brady Lettenmeier, Coach Lucas Isaacson; Middle Row: Blase Isaacson, Brayden Steffes, Kyreece Mcgaughy, Ryder Wendel, Charlie Bowman, Sage Gusaas, Dawson Kramer, Brock Wendel, Coach Matt Hebl; Front Row: Owen Lesko, Brayan Karlgard, Tate Mart, Cael Hebl, Jace Isakson, Maddux Shockman, Jakody Lewis, Dustin Ketterling, and Russel Exner.*

Opponent	Loboes	Opp.	W/L
Larimore	74	0	W
Griggs-Midkota	76	0	W
Finley-Sharon/Hope Page	54	0	W
Tri-State	74	0	W
Richland	59	0	W
Wyndmere/Lidgerwood	42	12	W
Hankinson	50	0	W
Enderlin/Maple Valley	34	0	W

Opponent	Loboes	Opp.	W/L
<b>Post Season</b>			
May-Port CG	42	0	W
Grant Co/Flasher	42	22	W
Botineau	20	6	W
<b>Season Wins: 11</b>			
<b>Season Losses: 0</b>			

# LAMOURE-LITCHVILLE/MARION LOBOES



No.	Name	Position	Ht	Wt	Grade
1	Corban Potts	QB/DB	6'3"	190	12
2	Kyreece McGaughy	WR/DB	5'11"	150	12
3	Anthony Hanson	TE/LB	6'3"	175	11
4	Russel Exner	WR/DB	5'3"	125	9
8	Max Musland	QB/DB	6'3"	160	10
9	Dustin Ketterling	TE/LB	5'9"	130	10
11	Tate Mart	WR/DB	5'6"	430	11
12	Jakody Lewis	TE/LB	5'10"	140	9
16	Brady Lettenmaier	RB/LB	6'1"	185	11
17	Charlie Bowman	WR/DB	5'11"	150	12
20	Owen Lesko	RB/LB	5'10"	160	9
22	Carter Bowman	TE/LB	6'0"	175	10
23	Blase Isaacson	WR/DB	5'6"	130	10
25	Juan Cruz	K	5'7"	130	10
28	Garrett Hebl	RB/LB	6'0"	175	11
33	Brayden Steffes	RB/LB	5'10"	160	11
34	Cael Hebl	RB/LB	6'1"	160	9
42	Dawson Kramer	OL/DL	5'10"	185	12
52	Ryder Wendel	OL/DL	5'11"	165	10
53	Dane Lebahn	OL/DL	6'1"	180	12
54	Brock Wendel	OL/DL	5'10"	195	11
65	Derek Joy	OL/DL	5'11"	290	11
69	Wyatt Weight	OL/DL	6'0"	260	11
74	Sage Gusaas	OL/DL	5'11"	180	11
78	Jace Isakson	OL/DL	6'0"	260	11
81	Brayan Karlgaard	TE/LB	6'0"	150	9
85	Colton Ness	TE/LB	6'1"	180	11
95	Maddux Shockman	OL/DL	5'5"	130	9



## ANDY DELABARRE

Andrew DelaBarre is in his 10th season as head coach of the LaMoure-Litchville/Marion Lobos. During that time, Coach DelaBarre has compiled a 64-35 record and three conference championships. Coach DelaBarre holds a Bachelor of Science in Education degree (NDSU 2006) and a Master of Education Leadership degree (NDSU 2010). Outside of coaching, Mr. DelaBarre is a financial advisor at Edward Jones.

Andrew is married to Beth, and they have four children (Norah, Julia, Owen and Claire).

## Assistant Coaches

Lucas Isaacson  
Matt Hebl



# LAMOURE-LITCHVILLE/MARION LOBOES

## Team Stats [Regular Season] \_\_\_\_\_

Rushing yards average per game .....	240
Passing yards average per game .....	156
Points scored per game .....	54.7
Points allowed per game .....	3.4
Yards rushing allowed per game.....	62
Yards passing allowed per game .....	19

## Individual Stats [Regular Season] \_\_\_\_\_

SCORING LEADERS	Total TDs	2-pt PATs	1-pt PATs	FGs	Total Points
Brady Lettenmaier	22				192
Colton Ness	10				60
Charlie Bowman	9				54
Corban Potts	5				30
Tate Mart	7				42

RECEIVING LEADERS	Rec	Rec Yds	Rec TDs	Yds/ Rec
Colton Ness	22	476	10	22
Charlie Bowman	13	384	9	30
Tate Mart	16	194	2	12
Garrett Hebl	13	186	1	14
Anthony Hanson	7	189	1	27

PASSING LEADERS	Com	Att	Yds	TDs	Int	Com %
Corban Potts	78	114	1485	25	1	68%

DEFENSIVE LEADERS	Total Tackles	T4L/ Sacks	Int.
Garrett Hebl	141	18	1
Brayden Steffes	125	8	0
Brock Wendel	88	17	0
Tate Mart	43	4	6
Colton Ness	31	0	8

RUSHING LEADERS	Carries	Rush Yds	Rush TDs	Yds/ Carry
Brady Lettenmaier	171	1456	22	9
Tate Mart	33	318	5	10

**Superintendent**  
Mitch Carlson

**Principal**  
Lucas Isaacson

**Building Athletic Director**  
LaMoure: Lucas Isaacson  
Litchville/Marion: Tyler Lee

**District Athletic Director**  
Lucas Isaacson

**Camera**  
Connor Johnson

**School Colors**  
Black, Red, White

**School Song**  
On Wisconsin

# CAVALIER TORNADOES



*Back Row: Asst. Coach Brady Laxdal, Asst. Coach John Dutch, Head Coach Mitch Greenwood, Asst. Coach Jason Muth; Fifth Row: Matthew Keena, Mason Carter, Ethan Longtine, Charles Fleming; Fourth Row: Landon Carter, Caden DeMars, Isaiah Lopez, Talan Devine, Denton Kaercher, Kayden Rose, Colton Hurst; Third Row: Ty Holmquist, Trevor Hinkle, Brysen Cleem, Jacob Steele, Tage Holmquist, Bradley Pelletier, Garrett Newman; Second Row: Levi Hinkle, Sterling Enerson, Demetrius Avila, Adam Ratchenski, Zack Anderson, Logan Werner, Jonas Kuhn; Front Row: Kyle Walton, Mackenzie Brieze, Abbie Winkler, Faith Hartje, Jasmyn Johnson, Elayna Hunter, Hallee Gapp, Ellie Sondeland, and Cheer Advisor Caitlyn Hunter.*


Opponent	Tornadoes	Opp.	W/L
Enderlin/Maple Valley	22	14	W
Wyndmere/Lidgerwood	38	30	W
Richland	17	0	Forfeit
Hatton/Northwood	54	0	W
Larimore	68	6	W
Griggs-Midkota	58	8	W
May-Port CG	42	20	W
Finley-Sharon/Hope Page	38	0	W

Opponent	Tornadoes	Opp.	W/L
<b>Post Season</b>			
Wyndmere/Lidgerwood	52	6	W
Surrey	14	8	W
New Salem-Almont	36	34	W
<b>Season Wins: 11</b>			
<b>Season Losses: 0</b>			



# CAVALIER TORNADOES

No.	Name	Position	Ht	Wt	Grade
2	Adam Ratchenski	WR	5'5	125	11
3	Ty Holmquist	WR	5'7	150	12
4	Talan Devine	WR	5'10	140	10
5	Jacob Steele	RB	5'10	170	11
6	Tage Holmquist	RB	5'5	150	9
7	Sterling Enerson	TE	5'9	185	11
8	Caden DeMars	TE	5'10	175	12
9	Zack Anderson	WR	5'8	155	10
11	Landon Carter	WR	5'10	165	11
17	Logan Werner	RB	5'4	120	9
19	Bradley Pelletier	WR	5'10	145	9
20	Trevor Hinkle	WR	5'6	140	12
21	Demetrius Avila	OL	5'4	160	12
23	Jonas Kuhn	TE	5'9	160	9
24	Brysen Cleem	QB	6'2"	180	12
25	Mason Carter	RB	5'5	145	10
28	Levi Hinkle	TE	5'8	150	11
40	Isaiah Lopez	OL	6'3	195	12
50	Kayden Rose	OL	5'9	205	9
51	Ethan Longtine	OL	5'11	200	10
52	Charles Fleming	OL	5'7	210	10
59	Garett Newman	OL	5'10	165	9
62	Colton Hurst	OL	5'10	210	11
84	Matthew Keena	OL	5'9	175	10
88	Denton Kaercher	OL	5'10	175	9



## MITCH GREENWOOD

Mitchell Greenwood is in his first season as head coach of the Cavalier Tornadoes after spending the past two seasons as an assistant coach. Coach Greenwood has a 11-0 record as head coach with one conference championship. He holds a Bachelor of Education degree in Social Studies (Mayville State University, 2009) and a Master of Educational Leadership degree (University of Mary, 2020). Currently Coach Greenwood is a physical education teacher with Cavalier Public Schools. He also coaches wrestling and golf.

Mitch is married to Alicia, and they have one child (Malcolm).

## Assistant Coaches

Brady Laxdal  
John Dutch  
Jason Muth

# CAVALIER TORNADOES

## Team Stats (Regular Season)

Rushing yards average per game .....	213.1
Passing yards average per game .....	105
Points scored per game .....	40.3
Points allowed per game.....	9.2
Yards rushing allowed per game.....	111
Yards passing allowed per game .....	22.4

## Individual Stats (Regular Season)

SCORING LEADERS	Total TDs	2-pt PATs	1-pt PATs	FGs	Total Points
Brysen Cleem	27	15			192
Trevor Hinkle	17	14			130
Landon Carter	15	5			100
Jacob Steele	6	3			42
Caden DeMars	4	3			30
Ty Holmquist	3	1			20

PASSING LEADERS	Com	Att	Yds	TDs	Int	Com %
Brysen Cleem	50	76	751	20	3	66%
Sterling Enerson	4	5	134	2	0	80%
Trevor Hinkle	3	3	56	2	0	100%

RUSHING LEADERS	Carries	Rush Yds	Rush TDs	Yds/ Carry
Brysen Cleem	67	588	6	9
Jacob Steele	123	558	6	5
Trevor Hinkle	92	473	7	5
Landon Carter	22	136	2	6

RECEIVING LEADERS	Rec	Rec Yds	Rec TDs	Yds/ Rec
Landon Carter	19	301	12	16
Trevor Hinkle	20	293	5	15
Ty Holmquist	6	150	3	25
Caden DeMars	5	135	4	27
Jacob Steele	4	26	0	7

DEFENSIVE LEADERS	Total Tackles	T4L/ Sacks	Int.
Jacob Steele	135	4::1	1
Trevor Hinkle	128	4::1	4
Demetrius Avilla	79	6::3	0
Caden DeMars	79	3::2	0
Landon Carter	72	3::2	3

### Superintendent

Jeff Manley

### Camera

Tammi Cleem

### Principals

Jonathan Moquist

Matt Ford

### School Colors

Orange and Black

### School Song

College Boy

### Athletic Director

Jonathan Moquist

### Cheer Advisor

Caitlyn Hunter

### Managers

Micah Fisher

Ayden Werner


Gabe Letexier



Back Row: Ellie Sondeland, Cylee Walton, Abbie Winkler; Middle Row: Hallee Gapp, Elayna Hunter, Mackenzie Briesse; Front Row: Jasmyn Johnson, and Faith Hartje. Not pictured: Cheer Coach Caitlyn Hunter



# 2021 11-man B State Playoff Bracket



# HILLSBORO/CENTRAL VALLEY BURROS



*Back Row: Archer Kritzberger, Keithan Davis, Ben Thompson, Jack Huckings, Coach Kevin Lokken, Coach Zach Hinkle, Coach Scott Olsen, Coach Nathan Walsh, Coach Dustin Brend, Leo Derringer, Tyson Sundby, Elijah Smallbeck, Ty Davis; Fourth Row: Jacob Brandt, Kaden Kozojed, Cason Buchholz, Tom Oanes, Peter Oanes, Landon Olson, Riley Richter, Dawson Lazur, Ben McRitchie, Kason Kittelson, Wyatt Johnson, Isaac Thompson; Third Row: Riley Olsen, Cole Hebl, Pete Dryburgh, Andrew Dullum, Oscar Leal, Jake Swanson, Dylan Foss, Easton Baesler, Caleb Hatlestad, Micah Longthorne, Cody Rage, Boeden Allen, Dylan Mitzel; Second Row: Alec Magnuson, Aaron Johnson, Jack Paulsrud, Kamren Bockness, John Geray, Jaime Martinez, Aaron Cooper, Devon Johnson, Brayden Walsh, Logan Evans, Hayden Allen, Reeve Leiser; Front Row: Derek Bockness, Alex Cotton, Parker Gallagher, Gannon Limke, Masyn Fandrich, Gavin Mitzel, Jace Leshuk, Barrett Willison, Immanuel Suhardi, Connor Sundeen and Justin Bockness.*

Opponent	Burros	Opp.	W/L
Central Cass	12	31	L
Kindred	26	20	W
Harvey/Wells County	28	26	W
Northern Cass	42	0	W
Park River	44	0	W
Carrington	41	0	W
Langdon Area/Edmore/Munich	28	13	W
Grafton	35	0	W

Opponent	Burros	Opp.	W/L
Thompson	41	12	W
Lisbon	43	8	W
<b>Post Season</b>			
Central Cass	28	6	W
Bishop Ryan	49	12	W
<b>Season Wins: 11</b>			
<b>Season Losses: 1</b>			



# HILLSBORO/CENTRAL VALLEY BURROS



No.	Name	Position	Ht	Wt	Grade
1	Tyson Sundy	WR/DB	5'8	120	9th
2	Justin Bockness	WR/DB	5'8	170	12th
3	Andrew Dullum	QB/DB	5'9	160	11th
4	Gavin Mitzel	RB/LB	6'2	175	12th
5	Wyatt Johnson	QB/LB	5'10	140	9th
6	Alex Cotton	WR/DB	5'10	150	12th
7	Parker Gallagher	WR/DB	5'10	160	12th
8	Gannon Limke	WR/DB	6'4	170	12th
9	Aaron Cooper	WR/DB	6'4	175	12th
10	Riley Olsen	QB/DB	5'10	185	11th
11	Dylan Mitzel	QB/DB	5'11	160	10th
12	Derek Bockness	RB/LB	5'10	195	12th
13	Archer Kritzberger	QB/DB	5'9	130	9th
14	Peter Dryburgh	TE/LB	6'2	180	11th
15	Jace Leshuk	RB/LB	5'11	180	12th
16	Cody Rage	WR/DB	5'9	140	10th
17	Boeden Allen	WR/DB	6'	160	10th
18	Brayden Walsh	TE/DL	5'11	185	12th
19	Micah Longthorne	WR/DB	5'11	150	11th
20	Kason Bucholz	WR/DB	5'9	155	10th
21	Keithan Davis	WR/DB	5'9	130	9th
22	Isaac Thompson	WR/DB	5'11	140	9th
23	Peter Oanes	WR/DB	5'9	130	10th
24	Cole Hebl	FB/LB	6'	180	11th
25	Jack Paulsrud	TE/LB	6'	195	12th
26	Ty Davis	RB/LB	5'8	150	9th
27	John Geray	WR/DB	5'9	150	12th
28	Tom Oanes	RB/LB	5'10	160	10th
30	Reeve Leiser	FB/LB	5'10	185	11th
33	Elijah Smallbeck	WR/DB	5'8	125	9th
34	Landon Olson	RB/LB	6'1	175	10th
35	Kason Kittelson	FB/LB	5'7	130	9th
42	Kyle Haffley	WR/DB	5'10	150	10th
44	Kaden Kozojed	FB/LB	5'7	150	10th
47	Ben McRitchie	TE/DE	6'2	150	9th
48	James Fortman	TE/LB	5'10	165	10th
50	Immanuel Suhardi	OL/DL	5'10	185	12th
51	Devon Johnson	OL/DL	6'1	220	12th
52	Aaron Johnson	OL/DL	6'1	215	12th
53	Hayden Allen	OL/DL	6'	200	12th
55	Riley Richter	OL/DL	5'8	190	9th
56	Ben Thompson	FB/LB	5'8	150	9th
57	Jake Swanson	OL/DL	6'	235	11th
58	Dylan Foss	OL/DL	6'	170	11th
59	Jack Huckins	OL/LB	5'9	150	9th
60	Dawson Lazur	OL/DL	6'	180	9th
61	Kamren Bockness	OL/DL	5'11	210	12th
63	Alec Magnuson	OL/DL	6'4	200	12th
65	Logan Evans	OL/DL	5'11	170	12th
67	Caleb Hatlestad	OL/DL	6'1	220	11th
70	Jaime Martinez	OL/DL	5'10	190	12th
71	Masyn Fandrich	OL/DL	6'2	220	12th
75	Barrett Willison	OL/DL	6'	210	12th
76	Easton Baesler	OL/DL	6'3	220	11th
77	Oscar Leal	OL/DL	5'11	210	11th
86	Connor Sundeen	WR/DB	5'10	170	12th
88	Jacob Brandt	TE/DL	6'5	180	10th



## SCOTT OLSEN

Scott Olsen is in his 12th season as head coach of the Hillsboro/Central Valley Burros and has been a part of the program for fifteen years. As head coach, Mr. Olsen has compiled a 95-26 record, six conference championships and two NDHSAA State Championships. He holds a degree in sociology from Midland College (2003). Coach Olsen is currently the vice president of Olsen Hardware.

Scott is married to Carissa, and they have four children (Riley, Madison, Kennedy and Harper).

## Assistant Coaches

Nathan Walsh  
Zach Hinkle  
Dustin Brend  
Kevin Lokken  
Riley Pederson

# HILLSBORO/CENTRAL VALLEY BURROS

## Team Stats [Regular Season] \_\_\_\_\_

Rushing yards average per game .....	265
Passing yards average per game .....	66
Points scored per game .....	34
Points allowed per game .....	11
Yards rushing allowed per game.....	70
Yards passing allowed per game .....	108

## Individual Stats [Regular Season] \_\_\_\_\_

SCORING LEADERS	Total TDs	2-pt PATs	1-pt PATs	FGs	Total Points
Riley Olsen	20				120
Jace Leshuk	16				96
Parker Gallagher	3		42	2	66
Cole Hebl	6				36
Gannon Limke	5				30
Gavin Mitzel	3				18

PASSING LEADERS	Com	Att	Yds	TDs	Int	Com %
Riley Olsen	35	76	729	10	3	46%

RUSHING LEADERS	Carries	Rush Yds	Rush TDs	Yds/Carry
Jace Leshuk	109	935	15	9
Riley Olsen	110	700	10	6
Cole Hebl	66	498	6	8
Gavin Mitzel	69	379	3	5

RECEIVING LEADERS	Rec	Rec Yds	Rec TDs	Yds/Rec
Gannon Limke	13	277	5	21
Parker Gallagher	11	203	2	18
Peter Dryburgh	5	48	2	10
Jack Paulsrud	3	37		12

DEFENSIVE LEADERS	Total Tackles	T4L/Sacks	Int.
Jack Paulsrud	97	11	
Jace Leshuk	73	9	1
Peter Dryburgh	57	10	3
Parker Gallagher	27	1	8
Colton Ness	31	0	8

### Superintendent

H: Paula Suda  
CV: Jeremy Brandt

### Building Athletic Director

H: Dave Nelson  
CV: Jeremy Brandt

### Managers

Griffin Mitzel  
Ethan Kittelson  
Hunter Kleckner  
Austin Cotton

### School Colors

Blue and White

### School Song

On Wisconsin

### Principal

H: Terry Baesler  
CV: Jennifer Sundby





*Back Row: Lukas Klabunde, Taylor Stefonowicz, Max Opgrand, Colin Lunde, Jack Packer, Charlie Biewer, Jack Olson, Chase Miller, Max McQuillian, Mason Nipstad, Riley Sunram, Trey Heinrich, Caleb Klabunde, Wyatt Briscoe; Middle Row: Ryker Lachowitz, Alex Moffet, Blake Houska, Jeremiah Dockter, Jacob Lund, Dillon Filler, Carter Schmitz, Owen Hoyme, Connor Rolland, Grant Spelhaug, Jorgen Swenson, Jack Huesman, Graham Glasoe, Andrew Trom, Izaak Spelhaug; Front Row: Hayden Cichy, Kelby Erdmann, Mason Allmaras, Andrew Haley, Tyson Johnson, Ty Roesler, Kylan Swenson, Michael Scott, Hunter Bindas, Sam Jennes, Ethan Fornshell, Jacob Hiatt, Cameron Schwartzwalter, Landon Kottsick, Tate Miller, and Jack McDonald.*

Opponent	Vikings	Opp.	W/L
Grafton	49	8	W
Hillsboro/Central Valley	20	26	L
Linton/HMB	49	14	W
Ellendale/Edgeley/Kulm	62	12	W
Central Cass	37	0	W
Oak Grove	41	0	W
Sargent County	41	6	W
Oakes	47	13	W

Opponent	Vikings	Opp.	W/L
Lisbon	33	8	W
Thompson	30	28	W
<b>Post Season</b>			
Langdon Area/Edmore/Munich	21	18	W
Bowman County	51	19	W
<b>Season Wins: 11</b>			
<b>Season Losses: 1</b>			

No.	Name	Position	Ht	Wt	Grade
1	Charlie Biewer	WR/LB	6'0"	170	11
2	Masen Allmaras	WR/DB	5'8"	130	10
3	Lukas Klabunde	WR/DB	5'9"	140	12
4	Izaak Spelhaug	QB/DB	5'8"	130	9
5	Max McQuillan*	QB/DB	6'5"	190	12
6	Andrew Trom	WR/DB	5'5"	120	10
7	Taylor Stefanowicz	WR/DB	6'2"	140	9
11	Carter Schmitz	WR/LB	5'8"	145	12
12	Caleb Klabunde*	WR/DB	6'0"	145	12
13	Connor Rolland	WR/DB	5'10"	140	12
14	Jack McDonald	WR/DB	5'8"	125	9
15	Wyatt Briscoe	WR/DB	5'6"	110	9
16	Graham Glasoe	WR/DB	5'10"	155	12
17	Jordyn Sunram	Kicker			12
19	Hayden Cichy	WR/DB	5'4"	135	9
20	Owen Hoyme	RB/LB	5'10"	160	10
21	Kylan Swenson	RB/DB	5'8"	150	9
22	Jorgen Swenson	QB/DB	5'11"	150	11
23	Camron Schwartzwalter	WR/LB	5'10"	140	10
24	Trey Heinrich	RB/LB	6'0"	170	11
26	Ty Roesler	RB/LB	5'8"	160	12
27	Tyson Johnson	RB/LB	5'7"	140	9
33	Chase Miller	TE/LB	6'3"	180	12
34	Jeremiah Dockter	RB/LB	5'10"	145	11
37	Alex Moffet	WR/DB	5'11"	130	11
41	Jacob Hiatt*	WR/DB	5'9"	200	12
52	Sam Jennes	OL/LB	5'9"	150	9
53	Jacob Lund	OL/DL	5'9"	235	10
54	Jack Huesman	OL/DL	5'11"	170	11
56	Blake Houska	OL/DL	6'0"	215	11
59	Tate Miller	OL/DL	5'10"	210	9
60	Landon Kottsick	OL/DL	5'8"	145	9
63	Grant Spelhaug	OL/DL	6'0"	180	10
64	Andrew Haley	OL/DL	5'8"	190	9
66	Colin Lunde	OL/DL	6'1"	200	12
67	Ethan Fornshell	OL/DL	5'8"	205	9
68	Mason Nipstad	OL/DL	6'4"	255	11
69	Kelby Erdmann	OL/DL	5'6"	160	9
72	Dilon Filler	OL/DL	5'11"	225	10
75	Riley Sunram	OL/DL	6'4"	245	10
77	Jack Packer	OL/DL	6'0"	270	11
81	Jack Olson	WR/LB	6'1"	170	12
82	Hunter Bindas	TE/LB	5'9"	165	9
84	Maxwell Opgrand	TE/DL	6'1"	190	11
88	Ryker Lachowitzer	TE/LB	5'9"	130	9



## MATT CRANE

Matt Crane is in his eighth season as head coach of the Kindred Vikings after spending one as an assistant. Throughout those years, Coach Crane has compiled a 49-30 career record which includes one conference championship. Mr. Crane has a Bachelor of History Education from Valley City State University (2010) and a master's degree in educational leadership from North Dakota State University (2017). Outside of coaching, Matt is the Activities Director and Dean of Students for Kindred High School.

Matt is married to Courtney, and they have three children (Capri, Rilyn and Hadley).

## Assistant Coaches

Eric Burgad  
Nate Safe  
Joe Harder  
Brad Ambrosious  
Ryan Sunram  
Kyle Heinze



## Team Stats [Regular Season]

Rushing yards average per game.....	217
Passing yards average per game .....	147
Points scored per game .....	42.2
Points allowed per game.....	13.3
Yards rushing allowed per game.....	78
Yards passing allowed per game.....	129

## Individual Stats [Regular Season]

SCORING LEADERS	Total TDs	2-pt PATs	1-pt PATs	FGs	Total Points
Trey Heinrich	24				144
Max McQuillan	17				102
Jorgen Swenson	6				36
Carter Schmitz	6				36
Kylan Swenson	4				24
Charlie Biewer	3				18

PASSING LEADERS	Com	Att	Yds	TDs	Int	Com %
Max McQuillan	71	128	1370	15	7	55%
Jorgen Swenson	10	16	213	2	0	63%

RUSHING LEADERS	Carries	Rush Yds	Rush TDs	Yds/ Carry
Trey Heinrich	156	1085	18	7
Max MxQuillan	43	308	2	7
Kylan Swenson	32	279	3	9
Jorgen Swenson	33	144	4	4

RECEIVING LEADERS	Rec	Rec Yds	Rec TDs	Yds/ Rec
Lukas Klabunde	13	274	2	21
Trey Heinrich	15	274	4	18
Charlie Biewer	11	249	2	23
Caleb Klabunde	11	183	1	17
Carter Schmitz	8	172	4	22

DEFENSIVE LEADERS	Total Tackles	T4L/ Sacks	Int.
Ty Roesler	65	1	
Trey Heinrich	62	1	5
Charlie Biewer	57		3
Colin Lunde	41	2.5	
Colton Ness	31	0	8

### Superintendent

Steve Hall

### Principal

Kent Packer

### Athletic Director

Matt Crane

### Statistician

Kyle Cambell

### Manager

Michael Scott

### Camera

Jordyn Dockter

Gabe Whipple

### Cheer Advisor

Amanda Martinez

### School Colors

Royal Blue, White

### School Song

Across the Field



Back Row: Madison Gette; Front Row: Mary Gehrig, Elyanna Schmitz, and Brooklyn Mauch.





# BECOME A MEMBER!

COMPLETE SPORTS COVERAGE & MORE FROM YOUR LOCAL NEWS TEAM

Grand Forks  
**Herald**  
GrandForksHerald.com

GRANDFORKSHERALD.COM/SUBSCRIBE

**INFORUM**  
Powered by The Forum and WDAY

INFORUM.COM/SUBSCRIBE

THE  
**Jamestown  
Sun**

JAMESTOWNSUN.COM/SUBSCRIBE

THE Dickinson  
**Press**

THEDICKINSONPRESS.COM/SUBSCRIBE



# 2021 11-man A State Playoff Bracket

**Quarterfinals**  
October 29 at Higher Seed

**Semifinals**  
November 5 at Higher Seed

**Final**  
November 12 at FARGODOME

G1: 10/29 7:00pm Bismarck St. Mary's

#1 Bismarck St. Mary's	37
#8 Devils Lake Firebirds	13

G2: 10/29 7:00pm Fargo South High ...

#4 Fargo South High School	7
#5 Dickinson	9

G5: 11/05 7:00pm Bismarck St. Mary's

#1 Bismarck St. Mary's	19
#5 Dickinson	14

G3: 10/29 7:00pm Rollie Greeno Field

#2 Jamestown	35
#7 Grand Forks Red River	0

G4: 10/29 7:00pm Fargo North HS

#3 Fargo North High School	41
#6 Wahpeton High School	12

G6: 11/05 7:00pm Rollie Greeno Field

#2 Jamestown	41
#3 Fargo North High School	24

G7: 11/12 2:30pm Fargodome

#1 Bismarck St. Mary's
#2 Jamestown

All games shown in local time

# BISMARCK ST. MARY'S SAINTS



*Back Row: Trainer Samantha Haas, Coach Codee Lee, Coach Lane Voltz, Coach Jake Effertz, Coach Taylor Krenz, Coach Jackson Uhler, Coach Dan Smrekar; Fifth Row: Coach Jackson Grad, Coach Tobias Schweitzer, Eliot Spallinger, Alex Schmidt, Tyler Heen, Nick Roemmich, Hank Barry, Conrad Kalberer, Easton Heinert, Coach Connor Doll, Coach Matt Puetz; Fourth Row: John Richter, Lleyton Vetter, Paul Vetter, Jacob Goettle, Maddox Doppler, Harrison Reichert, Harrison Grad, Kenton Glovich, Tevyn Freidt, Ethan Zich, Blaise Kathol, Aiden Schaeftbauer, Nate McHugh; Third Row: John Dahmen, Jackson Ross, Ben Zenker, Caden Willer, Derrick Rud, Matt Porter, Sam Fedorchak, Tom Kraljic, Ryan Kempel, Lear Rohde, Logan Herman, Gavin Miller, Cameron Naslund; Second Row: Simon Baumgartner, Karsten Larson, Jon Plante, Jaxyn Richter, Will Lengenfelder, Lucas Schmidt, Sam Sailer, Clayton Marohl, Preston Bartsch, Casey Fischer, Will Marks; Front Row: Isaac Vandal, Dom Schaeftbauer, Myles Schafer, Ian Indovina, Dom Barone, Landon Gerving, Nick Schumacher, Nick Windsor, Isaac Felchle, Nate Fedorchak, Brit Senftner, Sven Blomseth, and Jack Weikum.*

Opponent	Saints	Opp.	W/L
Fargo South	26	9	W
Mandan	20	17	W
Jamestown	7	20	L
Shanley	28	21	W
Wahpeton	51	20	W
Williston	41	13	W
TMCHS	49	0	W
Dickinson	34	0	W
Watford City	41	2	W

Opponent	Saints	Opp.	W/L
<b>Post Season</b>			
Devils Lake	37	13	W
Dickinson	19	14	W
<b>Season Wins: 10</b>			
<b>Season Losses: 1</b>			



# BISMARCK ST. MARY'S SAINTS

No.	Name	Position	Ht	Wt	Grade
1	Nick Roemmich	WR/DB	5' 9"	135	10
2	Nick Schumacher	QB/FS	6' 0"	185	12
3	Matt Porter	WR/DB	6' 1"	160	11
4	Landon Gerving	WR/C	6' 0"	165	12
5	Sam Fedorchak	QB/DB	5' 8"	130	10
6	Nate Fedorchak	WR/C	6' 3"	175	12
7	Isaac Vandal	RB/DB	5' 8"	160	12
8	Conrad Kalberer	WR/DB	5' 10"	135	10
9	Hank Barry	TB/LB	6' 0"	155	10
10	Gavin Miller	QB/S	5' 9"	165	11
11	Brit Senftner	SLOT/S	6' 3"	195	12
13	Dominic Barone	WR/FS	6' 4"	170	12
14	Thomas Kraljic	QB/S	6' 2"	165	11
15	Brady Haskell	WR/C	6' 1"	155	12
16	Jackson Ross	WR/DB	6' 1"	155	11
17	Tyler Heen	WR/LB	5' 8"	135	10
18	Karsten Larson	TE/DB	6' 1"	155	11
20	Paul Vetter	RB/DB	5' 6"	150	11
21	Preston Bartsch	SLOT/LB	5' 9"	165	12
22	Isaac Felchle	RB/LB	5' 11"	165	12
23	Jaxyn Richter	FB/LB	6' 0"	185	11
25	John Richter	SLOT/LB	5' 8"	150	10
30	Cameron Naslund	TB/LB	5' 8"	140	10
31	Nate McHugh	RB/LB	5' 9"	155	10
34	Will Lengenfelder	RB/LB	5' 7"	175	12
36	Lucas Schmidt	RB/LB	5' 8"	180	12
40	Eliot Spallinger	FB/LB	5' 7"	155	10
41	Myles Schafer	TE/LB	6' 3"	215	12
47	Simon Baumgartner	WR/DB	5' 10"	150	11
48	Easton Heinert	TE/DL	6' 0"	150	10
49	Ben Zenker	SLOT/LB	5' 9"	155	11
50	Ian Indovina	C/DL	6' 0"	260	12
52	Jonathan Plante	C/DE	5' 10"	200	11
57	Logan Herman	OL/LB	5' 8"	155	11
59	Casey Fischer	G/DL	5' 11"	190	12
60	Lear Rohde	T/DE	6' 2"	210	11
63	Nick Windsor	G/DL	5' 10"	240	12
64	Derrick Rud	G/DE	6' 0"	180	11
65	Ethan Zich	OL/DL	6' 2"	185	10
66	Jacob Goettle	OL/LB	6' 2"	200	11
67	Dominic Schaeffbauer	T/DE	6' 2"	182	12
69	John Dahmen	OL/DE	6' 1"	155	11
70	Will Marks	T/DE	6' 2"	200	11
72	Jack Weikum	T/DL	6' 2"	250	12
74	Tevyn Friedt	C/DL	6' 0"	200	10
78	Alex Schmitz	OL/DL	5' 7"	235	10
80	Sam Sailer	WR/DB	6' 0"	155	12
81	Sven Blomseth	TE/DE	6' 1"	190	12
82	Clayton Marohl	WR/DB	5' 8"	150	12
83	Caden Willer	WR/DB	6' 0"	160	11
84	Ryan Kempel	TE/DB	6' 0"	160	11
85	Maddox Doppler	TE/LB	6' 2"	180	11
89	Lleyton Vetter	WR/DB	5' 7"	130	11



## DAN SMREKAR

Dan Smrekar has been the head coach of the St. Mary's Saints for the past forty-four (44) seasons and has been with the program for forty-eight (48) years. Over that time, Coach Smrekar has accumulated a 284-157 record, fifteen (15) conference championships and eight (8) NDHSAA State Championships. Coach Smrekar holds a Bachelor of Science in Education degree from NDSU (1974).

Dan is married to Kris, and they have one child (Gus).

## Assistant Coaches

Toby Schweitzer  
Taylor Krenz  
Jacob Effertz  
Lane Voltz  
Connor Doll  
JD Tollefson  
Matt Puetz  
Jackson Grad  
Joe Wilson  
Codee Lee  
Jackson Uhler  
Jake Heinert

# BISMARCK ST. MARY'S SAINTS

## Team Stats [Regular Season]

Rushing yards average per game.....201 yds/game  
 Passing yards average per game .....190 yds/game  
 Points scored per game .....33  
 Points allowed per game .....12  
 Yards rushing allowed per game..... 72 yds/game  
 Yards passing allowed per game.....142 yds/game

## Individual Stats [Regular Season]

SCORING LEADERS	Total TDs	2-pt PATs	1-pt PATs	FGs	Total Points
Isaac Felchle	12				72
Nick Schumacher	6		24	3	69
Nate Fedorchak	6				36
Landon Gerving	6				36
Brit Senftner	4	1			26

PASSING LEADERS	Com	Att	Yds	TDs	Int	Com %
Nick Schumacher	115	206	1,877	16	9	56%

RUSHING LEADERS	Carries	Rush Yds	Rush TDs	Yds/ Carry
Isaac Felchle	117	871	11	7
Nick Schumacher	42	224	6	5
Isaac Vandal	47	341	3	7
Will Lengenfelder	30	200	4	7

RECEIVING LEADERS	Rec	Rec Yds	Rec TDs	Yds/ Rec
Nate Fedorchak	30	643	6	21
Landon Gerving	35	514	6	15
Brit Senftner	23	402		17
Matt Porter	11	107		10

DEFENSIVE LEADERS	Total Tackles	T4L/ Sacks	Int.
Isaac Felchle	117	15	1
Brit Senftner	88	12	1
Sven Blomseth	65	13	
Preston Bartsch	61	14	1
Will Lengenfelder	59	4	
Landon Gerving	23		7

### Superintendent

Gerald Vetter

### Principal

Reed Ruggles

### Building Athletic Director

Bruce Schumacher

### School Chaplain

Fr. Nick Vetter

### Managers

Isaiah Schlinger  
 Owen Schafer  
 Thomas Wilson

### Cheer Advisors

Andrea Bothun  
 Frankie Barry

### School Colors

Royal Blue & White

### School Song

When the Saints  
 Go Marching In



Back Row: Grace Pansegrau, Abby Seamands, Megan Wahl, Elizabeth Jankoviak, Kari Burns, Kayla Grabar, Zoe Frohlich, Ariel Isaacson; Front Row: Madison Roehrl, Teagan Bauer, Jordyn Schmidt, Sarah Splonskowski, Grace Karls, Hannah Welch. Not pictured: Grace Goebel.



# JAMESTOWN BLUE JAYS



*Back Row: Ray Vasquez, Wyatt Morrison, Grady Joseph, Sam Mayhair; Fourth Row: Damien Cross, Isaac Webster, Josh Robertson, Louis Kjellberg, Brekken Mickelson, Trey Wibstad, James Horgan, Jesse Sagaser, Dalton Darby, Gage Freberg, Eric Levin, Lucas Mimong, Xander Netolicky, Cody Sumrall; Third Row: Asher Williams, Colton Mewes, Paris Ndikum, Jackson Walters, Kellen Lange, Tanner Sumrall, Colin Conway, Jack VanBerkom, Connor Ede, Malakai Robinson, Bo Nelson, Isaac Duven, Tyson Jorissen, Caden Michaelson, Elijah Dean-Scott, Eric Chea; Second Row: Josiah Reimers, Aiden Heinle, Aden Braun, Tuyikeze Faustin, Andrew Walz, Payton Hochhalter, Preston Gall, Ethan Gall, Brode Hillsrom, Luke VanBerkom, Daniel Skavroneck, Damien Krebs, Ben Shirley, Isaac Rostenbach; Front Row: Preston Kroeber, Jakob Schempp, Evan Prescott, Adam Kallenbach, Chanse Grenz, Dominik Muhs, Blayke Simmers, Thomas Allmer, Devin Beach, Kasen Rowell, and Zach Skari. Not pictured: Sam Schlepuetz and Jordan Helgeson.*

Opponent	Blue Jays	Opp.	W/L
Dickinson	19	7	W
TMCHS	49	8	W
Bismarck St. Mary's	20	7	W
Watford City	41	0	W
Shanley	13	33	L
Valley City	32	13	W
Mandan	14	17	L
Minot	21	0	W

Opponent	Blue Jays	Opp.	W/L
Devils Lake	13	7	W
<b>Post Season</b>			
GF Red River	35	0	W
Fargo North	41	24	W
<b>Season Wins: 9</b>			
<b>Season Losses: 2</b>			

# JAMESTOWN BLUE JAYS

No.	Name	Position	Ht	Wt	Grade
1	Andrew Walz	WR/DB	6'0	170	11
3	Payton Hochhalter	QB/DB	6'0	175	11
5	Caden Michaelson	TE/LB	5'10	160	10
6	Jakob Schempp	RB/DB	5'7	140	12
7	Thomas Newman	QB/LB	6'0	160	9
8	Isaac Webster	WR/DB	5'8	130	10
9	Louis Kjellberg	QB/DB	5'10	145	10
10	Asher Williams	WR/DB	5'9	140	10
11	Colton Mewes	TE/LB	5'9	170	11
13	Preston Gall	WR/LB	6'2	180	11
14	James Horgan	QB/LB	6'2	175	10
15	Adam Kallenbach	WR/DB	6'1	165	12
16	Isaac Duven	WR/DB	5'9	115	10
17	Elijah Dean-Scott	RB/LB	5'10	170	10
19	Tyson Jorissen	WR/DB	5'9	145	10
20	Tuyikeze Faustin	WR/DB	6'1	175	11
21	Eric Chea	WR/DB	5'7	150	10
22	Aiden Heinle	WR/LB	5'9	180	11
23	Jackson Walters	TE/QB/LB	6'0	175	11
24	Aden Braun	RB/DB	5'8	155	11
26	Preston Kroeber	WR/DB	5'9	160	12
27	Sam Schlepuetz	WR/DB	5'8	140	11
28	Paris Ndikum	RB/DB	5'10	190	11
29	Trey Wibstad	WR/LB	6'0	160	10
30	Xander Netolicky	WR/LB	5'10	160	10
31	Brode Hillstrom	TE/DL	6'5	215	12
34	Josh Robertson	RB/LB	5'8	185	10
35	Kasen Rowell	RB/LB	5'10	185	12
36	Dominik Muhs	RB/LB	6'0	185	12
37	Sam Mayhair	RB/LB	5'9	165	10
43	Ray Vasquez	WR/DB	5'9	145	10
46	Devin Beach	TE/LB	6'1	190	12
50	Thomas Allmer	OL/LB	5'11	205	12
51	Evan Prescott	OL/DL	6'1	195	12
52	Bo Nelson	OL/DL	5'10	215	10
53	Chanse Grenz	OL/DL	6'2	200	12
54	Jack VanBerkom	OL/DL	6'4	195	10
55	Damien Cross	OL/DL	5'8	175	10
56	Daniel Skavroneck	OL/DL	6'5	275	12
57	Malakai Robinson	OL/DL	6'2	290	10
58	Gage Freberg	OL/DL	6'2	240	10
59	Ethan Gall	OL/LB	6'2	200	11
60	Kellen Lange	OL/DL	5'11	210	11
61	Dezyon Butler	OL/DL	5'10	175	9
62	Luke VanBerkom	OL/DL	6'7	220	12
64	Ayden Fosse	OL/DL	5'10	180	9
68	Connor Ede	OL/DL	6'4	200	10
70	Ethan Holmquist	OL/DL	5'10	220	12
71	Levi Trevithick	OL/DL	6'2	250	9
72	Blayne Simmers	OL/DL	5'11	250	12
74	Eric Levin	TE/DL	6'4	205	10
75	Lucas Mimong	OL/DL	5'10	235	10
76	Will Nelson	OL/DL	6'3	230	11
77	Damien Krebs	OL/DL	6'2	300	12
78	Colin Conway	OL/DL	6'2	240	10
83	Nate Walz	WR/DB	6'0	155	9
88	Brekken Mickelson	WR/DB	5'9	150	10



## BILL NELSON

Bill Nelson is in his seventh season as head coach of the Jamestown Blue Jays and has been a part of the program for ten years. As head coach, Mr. Nelson has compiled a 30-36 career record. He holds degrees in Liberal Arts (NDSCS 1995), Bachelor of Science in Fitness and Sport (MSUM 1998), and a Master of Science (NDSU 2009). Coach Nelson is currently the physical education teacher at Jamestown middle and high school.

Bill is married to Stephanie, and they have two children (Will and Bo).

## Assistant Coaches

Phil Kroeber  
Marty Hochhalter  
Shawn Frank  
Thomas Maus  
Tyler Schrenk  
Jared Schwanz  
Matt Stockert  
Ryan Williams  
Shawn Jenner



# JAMESTOWN BLUE JAYS

## Team Stats [Regular Season]

Rushing yards average per game .....	147.3
Passing yards average per game .....	169.5
Points scored per game .....	27.1
Points allowed per game .....	10.5
Yards rushing allowed per game.....	70.6
Yards passing allowed per game .....	175.7

## Individual Stats [Regular Season]

SCORING LEADERS	Total TDs	2-pt PATs	1-pt PATs	FGs	Total Points
Payton Hochhalter	17				102
Adam Kallenbach	10		29		89
Preston Kroeber	10	1			62
Jackson Walters	10				60
Jakob Schempp	4				24
Paris Ndikum	4				24

PASSING LEADERS	Com	Att	Yds	TDs	Int	Com %
Payton Hochhalter	72	118	1167	14	2	61%
Jackson Walters	48	97	669	8	8	49%

RUSHING LEADERS	Carries	Rush Yds	Rush TDs	Yds/ Carry
Jakob Schempp	114	565	4	5
Aden Braun	62	363	3	6
Paris Ndikum	57	217	4	4
Jackson Walters	57	217	2	4

RECEIVING LEADERS	Rec	Rec Yds	Rec TDs	Yds/ Rec
Adam Kallenbach	38	609	7	16
Preston Kroeber	30	387	8	13
Devin Beach	18	298	3	17
Brode Hillstrom	12	288	4	24
Jakob Schempp	12	134	0	11

DEFENSIVE LEADERS	Total Tackles	T4L/ Sacks	Int.
Colton Mewes	76	20/6	1
Jackson Walters	57	4/1	0
Aden Braun	52	2/0	1
Adam Kallenbach	39	3/0	9

**Superintendent**  
Dr. Rob Lech

**Video Technician**  
Eathan Gumke

**Principal**  
Adam Gehlhar

**School Colors**  
Blue & White

**District Athletic Director**  
James Roaldson

**School Song**  
Blue Jay Booster

**Statistician**  
Chris Aarhus

**Athletic Trainer**  
Nolan Love

**Managers**  
McKenzie Olafson  
Dalton Darby  
Eric Chea  
Grady Joseph  
Wyatt Morrison

# 2021 11-man AA State Playoff Bracket

**Quarterfinals**  
October 29 at Higher Seed

**Semifinals**  
November 5 at Higher Seed

**Final**  
November 12 at FARGODOME

G1: 10/29 7:00pm West Fargo Sheyenne

#1 West Fargo Sheyenne HS	28
#8 Minot High School	6

G2: 10/29 Shanley High School

#4 Shanley High School	35
#5 Mandan High School	20

G3: 10/29 7:00pm Bismarck Commun.

#2 Bismarck Century High School	28
#7 Bismarck High School	0

G4: 10/29 7:00pm West Fargo HS

#3 West Fargo High School	31
#6 Bismarck Legacy High School	0

G5: 11/05 7:00pm West Fargo Sheyenne

#1 West Fargo Sheyenne HS	36
#4 Shanley High School	21

G6: 11/05 6:30pm Bismarck Commun...

#2 Bismarck Century High School	0
#3 West Fargo High School	15

G7: 11/12 6:40pm Fargodome

#1 West Fargo Sheyenne HS
#3 West Fargo High School

All games shown in local time

# WEST FARGO SHEYENNE MUSTANGS



*Back Row: Reese Staffne, Mireya Ratliff, Andrew Rott, Parker Sander, Josh Karch, Jeremy Newton, Bryan Reed, Ryan Bodell, Bryce Westphal, Jordan Aus; Seventh Row: Dawson Galde, Cooper Fosher, Jacob Kirkeby, Zander Newton, Bryce Cain, Karter Menz, Kaden Rahr, Kellen Entz, Colby Walter, Jackson Becker, Caleb Duerr; Sixth Row: Dylan Beyl, Grant Knodle, Dillon Thorstad, Isaac Zeis, Oakley Eagleson, Brennan Sellheim, Tate Gustafson, Konnor Entz, Noah Olson, Ty Brueske, Ty Schlichting; Fifth Row: Josh Henricks, Sam Carpenter, Hayden Cole, Rylan Artis, Colby Thompson, Chase Goldade, Irenosen Itua, Isaac Kanega, Wyatt Samarzia, Micah Wileski, Mason Hart, Grant Warkenthien; Fourth Row: Race Wilson, Jaiyah Jalarue, Chase Otterson, Carson Wilke, Max Greenwood, Tanner Hegel, Logan Holsing, Kasen Menz, Conner Manske, Tharin Parson, Arthur Fahnbulleh, Third Row: Grant Henney, Wyatt Hofner, Teejay Moore, Ryan Garfield, Oakley Brown, Ashton Schaff, Trevor Anderson, Tyler Neeb, Dylan Armstrong, Carter Okeson, Logan Wickenheiser, Caden Fischer; Second Row: Brady Duttonhefer, Nic Renner, Tony Johnson, Matt Treib, Marcus Johnson, Andy Cook, Aiden Knodel, Jack Kurtz, Kaden Strand-Koeppleman, Adam Foley, James Hagen, Jacob Impola, Jace Sutherland; Front Row: Carter Zink, Jean-ly Va, Alex Gaspar, Gavin Winterton, Jackson Glienke, Rueben Diyhee, Barry Kpeenu, Riley Ulmer, Jaxson Migler, Drew Harry, Sawyer Carr, and Brandon Honrud.*

Opponent	Mustangs	Opp.	W/L
GF Central	34	0	W
West Fargo	28	7	W
Shanley	36	29	W
Bismarck High	37	0	W
Bismarck Legacy	36	7	W
Minot	37	0	W
Fargo North	40	13	W
Bismarck Century	14	0	W


Opponent	Mustangs	Opp.	W/L
Fargo Davies	21	0	W
<b>Post Season</b>			
Minot	28	6	W
Shanley	36	21	W
<b>Season Wins: 11</b>			
<b>Season Losses: 0</b>			



# WEST FARGO SHEYENNE MUSTANGS



No.	Name	Position	Ht	Wt	Grade
1	Dylan Beyl	WR/DL	6'1	180	11
2	Ty Schlicting	RB/DL	5'10	160	11
3	James Hagen	RB/DB	5'9	165	12
4	Noah Olson	WR/DL	6'0	170	10
5	Ty Brueske	DL/WR	6'1	175	12
6	Konner Entz	QB/DB	6'3	175	11
7	Logan Holsing	WR/DB	5'11	170	12
8	Karter Menz	WR/DE	6'5	190	11
9	Nic Renner	FB/LB	5'9	185	11
10	Riley Ulmer	WR/DB	5'8	145	11
11	Tanner Hegel	WR/LB	5'10	180	12
12	Kellen Entz	WR/DB	6'4	200	12
13	Tate Gustafson	WR/DB	6'2	175	12
14	Aiden Knodel	WR/DB	5'10	160	11
15	Caleb Duerr	QB/DB	6'3	165	10
16	Grant Warkenthien	QB/DB	6'0	175	12
18	Colby Walter	WR/DB	6'1	170	10
20	Isaac Kanega	FB/LB	6'1	175	11
21	Marcus Johnson	RB/DB	5'11	185	11
22	Matt Treib	RB/LB	5'11	185	12
23	Rueban Diehye	DL/RB	5'9	165	10
24	Kaden Strand-Koeplin	WR/DB	5'8	145	12
25	Ashton Schaff	DB/WR	5'10	165	11
26	Brady Duttonhefer	DL/WR	5'9	170	12
27	Kaden Rahr	RB/LB	6'3	195	11
28	Barry Kpeenu	RB/DL	5'7	155	10
30	Andy Cook	RB/DL	5'10	190	12
32	Josh Henricks	FB/LB	6'0	220	12
34	Chase Goldade	FB/LB	6'2	175	11
35	Cooper Bryant	RB/LB	6'2	145	9
36	Grant Henney	RB/LB	5'9	165	10
38	Kasen Menz	WR/DB	6'1	165	10
40	Wyatt Samarzja	RB/DB	5'10	160	10
41	Race Wilson	RB/DB	5'9	160	10
45	Carsen Wilke	WR/DB	5'10	150	10
48	Conner Manske	RB/DB	5'11	155	10
49	Alex Gaspar	RB/DB	5'7	155	12
50	Jaxson Migler	OL/DL	5'10	215	12
51	Jaiyah Jalarue	OL/DL	5'10	210	10
52	Arthur Fahnbulleh	OL/LB	5'11	205	12
53	Jackson Becker	OL/DE	6'2	195	10
54	Isaac Zeis	OL/DE	5'10	175	10
55	Tharin Parson	OL/DL	6'0	245	12
56	Logan Wickenheiser	OL/DL	5'10	220	11
57	Tatem Herrmann	RB/DL	5'10	170	9
59	Dylan Armstrong	OL/DL	5'10	240	12
60	Oakley Eagleson	OL/DL	6'2	225	12
62	Kade Pietrzak	OL/DL	6'3	175	9
64	Isaac Birnbaum	K	6'2	180	12
67	Carter Okeson	OL/DL	5'11	220	11
69	Brennan Sellheim	OL/DL	6'3	280	12
71	Dawson Galde	OL/DL	6'1	210	12
72	Sam Carpenter	OL/DL	6'0	245	12
73	Cooper Fosher	OL/DE	6'2	200	10
74	Oakley Brown	OL/DL	5'10	220	11
75	Mason Hart	OL/DL	6'1	250	11
76	Bryce Cain	OL/DL	6'8	255	11
77	Jace Sutherland	OL/DL	5'9	245	12
78	Jacob Kirkeby	OL/DE	6'3	210	12
79	Irenosen Itua	OL/DL	6'0	245	11
80	Grant Knodle	WR/DB	6'1	180	10
81	Max Greenwood	WR/DB	5'11	170	11
82	Sullivan Ihry	QB/DB	5'9	150	9
85	Jeremiah Eesiah	WR/DB	6'0	175	12
87	Zander Newton	WR/DE	6'5	190	12
88	Kolby Thompson	WR/DB	6'0	185	10
89	Hayden Cole	WR/DE	6'1	175	11



## JEREMY NEWTON

Jeremy Newton has been the head coach of the West Fargo Sheyenne Mustangs for eight years after spending one season as an assistant. Coach Newton has a career record of 60-22 with four conference championships. He holds a Bachelor of Science in Physical Education degree from MSUM (1998). In addition to coaching, Mr. Newton is a physical education teacher at West Fargo Sheyenne High School.

Jeremy is married to Leah, and they have one child (Zander).

## Assistant Coaches

Josh Karch  
Bryce Westphal  
Bear Reed  
Andrew Rott  
Ryan Bodell  
Jordan Aus  
Amos Condley  
David Benson  
Eric Braasch  
Parker Sander

# WEST FARGO SHEYENNE MUSTANGS



## Team Stats [Regular Season]

Rushing yards average per game .....	298
Passing yards average per game .....	45
Points scored per game .....	30
Points allowed per game .....	7
Yards rushing allowed per game.....	60
Yards passing allowed per game .....	70

## Individual Stats [Regular Season]

SCORING LEADERS	Total TDs	2-pt PATs	1-pt PATs	FGs	Total Points
Josh Henricks	20	10			140
Grant Warkenthein	5	5			40
Kaden Rahr	4				24
Konnor Entz	4				24
Zander Newton	3				18
Race Wilson	3				18

PASSING LEADERS	Com	Att	Yds	TDs	Int	Com %
Grant Warkenthein	41	90	531	5	4	46%

RUSHING LEADERS	Carries	Rush Yds	Rush TDs	Yds/Carry
Josh Henricks	217	1134	20	5
Kaden Rahr	88	630	4	7
Race Wilson	47	343	3	7

RECEIVING LEADERS	Rec	Rec Yds	Rec TDs	Yds/Rec
Zander Newton	12	169	3	14
Logan Holsing	7	85		12
Kaden Rahr	6	98		16

DEFENSIVE LEADERS	Total Tackles	T4L/Sacks	Int.
Matt Treib	59	12	
Karter Menz	46	13	
Nic Renner	36	7	
Tharin Parson	28	19	

**Superintendent**  
Beth Slette

**Manager**  
Reese Staffne

**Principals**  
Ryan Salisbury  
Jana Oistad  
Nate Schleicher  
Seth Lachowitzer

**Cheer Advisors**  
Jenn Larrieu  
Ashley Cook

**Building Athletic Director**  
Cory Herrmann

**School Colors**  
Royal Blue &  
Orange

**School Song**  
Mustang Stampede



*Back Row: Coach Jennifer Larrieu, Cheyenna Thompson, Isabella Wedding, Catherine Francis, Neheileen Greene, Hailey DeLaGarza, Coach Ashlee Cook; Third Row: Logan Messmer, Moukonjae Birch, Olivia Schempp, Achol Deng, Larissa Reynolds, Tryphena Duncan; Second Row: Leah Reuda De Leon, Danielle Reeves, Claire Upton, Brooke Markworth, Alison Spray; Front Row: Ceres Lee, Alexis Curry, Lauren Steffan and Paula Zafara. Not Pictured: Akeelah Welty and Abigail Chesser.*





*Back Row: Aaron Magnell, Calvin Scoville, Carson Hegerle, Jaden Grefsrud, Lucas Allen, Carson Forde; Third Row: Peyton Jantzi, Connor Lamb, Jacob Bild, Macray Braun, Riley Prochnow, Nathaniel Schuster; Second Row: Steven Edwards, Forrest Link, Cole Teideman, Caden Zepeda, Payton McGregor, Max Pfau, Chris Sather; Front Row: Parker Nelson, Tanner Nein, Josh Balstad, Carter Hanson, Austin Biwer, Dalton Johnson, Braxton Enge, and Lance Iverson.*

Opponent	Packers	Opp.	W/L
Minot	24	7	W
WF Sheyenne	7	28	L
Bismarck Century	13	41	L
Fargo Davies	42	6	W
Fargo South	42	3	W
Bismarck Legacy	41	25	W
GF Red River	42	8	W
Mandan	35	28	W

Opponent	Packers	Opp.	W/L
Shanley	35	21	W
<b>Post Season</b>			
Bismarck Legacy	31	0	W
Bismarck Century	15	0	W
<b>Season Wins: 9</b>			
<b>Season Losses: 2</b>			



# WEST FARGO PACKERS

No.	Name	Position	Ht	Wt	Grade
1	Cole Tiedeman	QB/LB	5' 10"	165	11
2	Peyton Jantzi	QB/DB	6'	180	12
4	Braxton Enge	WR/DB	5' 10"	160	11
5	Payton McGregor	WR/DB	5' 9"	155	11
7	Brady Medina	QB/LB	6'	165	10
8	Austin Biwer	RB/DB	5' 10"	180	12
9	Tanner Nein	RB/LB	5' 11"	180	12
10	Dorien Tarley	RB/DB	5' 10"	175	12
11	Caden Zepeda	WR/DB	6'	160	12
12	Dalton Johnson	QB/LB	5' 10"	165	12
13	Jaden Grefsrud	TE/LB	6'	190	12
14	Steven Edwards III	WR/DB	5' 8"	145	12
16	Carson Hegerle	WR/DB	6' 3"	190	12
17	Gavin Johnson	QB/LB	6' 2"	185	11
18	Evan Orness	WR/DB	5' 9"	155	10
20	Keyton McGregor	WR/DB	6'	150	10
21	Riley Prochnow	WR/LB	6' 4"	190	11
22	Max Pfau	QB/DB	5' 11"	180	11
23	Parker Nelson	RB/DB	5' 10"	180	12
24	Aaron Magnell	WR/DB	6' 1"	190	12
25	Odin McAlister	WR/DB	6'	150	10
27	Braden Nygaard	RB/LB	6'	195	10
28	Kaleb Porter	RB/LB	5' 9"	185	11
29	Jack Davies	WR/LB	5' 11"	180	10
33	Calvin Scoville	TE/LB	5' 10"	190	12
34	Leyton Hofland	QB/DB	6'	175	10
35	Josh Balstad	RB/LB	6' 1"	200	11
36	Savion Stokes	RB/LB	5' 8"	195	10
39	Jesse Ramirez	WR/DB	5' 10"	145	10
40	Chase Kjervestad	RB/DB	5' 8"	150	10
41	Dillon Nichols	QB/LB	6' 2"	180	10
44	Carter Hanson	RB/LB	5' 10"	180	12
45	Elijah Volk	WR/DB	5' 8"	140	10
47	Alex McElroy	WR/DB	5' 10"	150	10
52	Logan Moore	OL/DL	6'	190	10
54	Trystin Gabbert	OL/DL	5' 10"	210	10
56	Lucas Allen	OL/DL	6' 3"	215	11
57	Nathaniel Schuster	OL/DL	5' 11"	205	12
61	Devan Wall	OL/DL	5' 9"	235	10
63	Carson Forde	OL/DL	6' 1"	240	11
64	Micah West	OL/LB	6'	215	12
67	Chris Sather	OL/DL	5' 10"	270	12
69	Macray Braun	OL/DL	6' 1"	230	11
70	Phillip Masog	OL/DL	5' 9"	150	10
71	Aiden Lamb	OL/DL	6' 1"	185	10
76	Jacob Bild	OL/DL	6'	195	11
78	Greg Dimmer	OL/DL	6' 1"	210	10
79	Connor Lamb	OL/DL	5' 11"	195	11
80	Jack Stewart	TE/DL	6' 1"	185	10
81	Tony Leal	WR/DL	6' 4"	195	10
82	Sam Van Vleet	TE/DL	6' 3"	190	11
83	Grant Pribula	TE/LB	5' 10"	180	10
84	Lance Iverson	TE/LB	5' 7"	165	11
99	Ibrahim Bangura	RB/LB	5' 9"	160	10



## JAY GIBSON

Jay Gibson has been the head coach of the West Fargo Packers for thirty-one (31) years. In that time, Coach Gibson has won eleven conference championships and six NDHSAA State Championships. Mr. Gibson holds a Business Education degree from the University of North Dakota (1980) and is a retired teacher.

Jay is married to Anna.

## Assistant Coaches

Michael Best  
Nate Knudsen  
Mike Metcalf  
Adam Palczewski  
Jon Asprey  
Cole Christianson  
Joe Kalash  
Mike Rerick  
Pat Joohnson  
Jake Purrier  
John Moore

# WEST FARGO PACKERS

## Team Stats [Regular Season]

Rushing yards average per game .....	192
Passing yards average per game .....	143
Points scored per game .....	31
Points allowed per game .....	17
Yards rushing allowed per game.....	151
Yards passing allowed per game .....	102

## Individual Stats [Regular Season]

SCORING LEADERS	Total TDs	2-pt PATs	1-pt PATs	FGs	Total Points
Parker Nelson	25		1		151
Dorien Tarley	8				48
Carson Hegerle	4		37	2	67
Caden Zepeda	4				24
Jaden Grefsrud	2				12

PASSING LEADERS	Com	Att	Yds	TDs	Int	Com %
Peyton Jantzi	70	146	1405	11	7	48%
Cole Tiedeman	2	4	7	0	0	50%
Max Pfau	1	4	2	0	0	25%

RUSHING LEADERS	Carries	Rush Yds	Rush TDs	Yds/ Carry
Parker Nelson	232	1544	24	7
Dorien Tarley	66	332	7	5
Josh Balstad	29	136	0	5
Cole Tiedeman	5	3	0	1

RECEIVING LEADERS	Rec	Rec Yds	Rec TDs	Yds/ Rec
Carson Hegerle	30	650	4	22
Caden Zepeda	15	410	4	27
Jaden Grefsrud	8	126	2	16
Parker Nelson	8	70	1	9
Aaron Magnell	6	88	0	15

DEFENSIVE LEADERS	Total Tackles	T4L/ Sacks	Int.
Josh Balstad	102		1
Cole Tiedeman	46		1
Aaron Magnell	45		2
Caden Zepeda	43		3

**Superintendent**  
Beth Slette

**Principal**  
Dr. Jennifer Fremstad

**Building Athletic Director**  
Jay DeCann

**Manager**  
Kyia Papenfuss

**Cheer Advisors**  
Emily Smedshammer  
McKenzie Schiele

**School Colors**  
Grenn and White

**School Song**  
Minnesota Rouser



*Back Row: Head Coach Emily Smedshammer, Zareah Weatherspoon, Samantha Gustafson, Asst. Coach McKenzie Schiele; Middle Row: Lyla Fiechtner, Ejatu Bah, Hallie Thoreson, Lauren Czap, Zoe Elhard; Front Row: Lexis Hargrave, Brooke Jangula, Audessa Hargrave, and America Calderon.*

# Element Hotels

Space to live your life



## Maintain balance at Element Fargo

Whether you're in town for a quick visit or settling in for a longer stay, Element Fargo provides you with everything you need to make it a place of your own – free daily Rise breakfast bar, complimentary WiFi, fully-equipped kitchens, room types for families of all sizes, indoor saline pool, oversized hot tub, bikes to borrow, and more.

Book now at [elementfargo.com](http://elementfargo.com) or call 701 478 5333

### Natural Light. Open Spaces. Healthy Options.

Spacious guestrooms, free WiFi.

Signature Heavenly® Bed, spa-inspired bathrooms.

Fully-equipped kitchens.

State-of-the-art fitness center, pool and bikes to borrow.

Complimentary full breakfast.

Sustainable design and eco-friendly practices.

**Element Fargo** 925 19th Avenue East, West Fargo, ND 58078

Element Fargo is a certified LEED hotel

[elementfargo.com](http://elementfargo.com) 1 701 478 5333





# **Thank You 2021 Metro Patron Sponsors**

## **Platinum Patrons (\$500+)**

Christensen Enterprises LLLP

Culver's of Fargo

Hornbachers

Rumble on the Red

## **Gold Patrons (\$250-\$499)**

Casey's General Store

Fargo Freightliner

First Community Credit Union

First Western Bank & Trust

Industrial Builders, Inc.

Nodak Insurance Company

Northern Improvement Co.

Ole & Lena's Pizzeria

Pifer's Auction & Realty

Plains Ear Nose Throat &

Facial Plastic Surgery

Permier Service Center

ReadiTech IT Solutions

Western State Bank

## **Silver Patrons (\$100-\$249)**

Bell Bank

Bergseth Bros.

Cardinal IG Company

CityScapes Development, LLC

Expressway Suites of Fargo

Ihry Insurance Agency

Maring Williams Law Office

Mills Fleet Farm – Fargo

Pladson Law Office

Probitas Promotions

Roers Companies

VISIONBank

## **Bronze Patrons (\$50-\$99)**

Chris Heise Agency, Inc-American

Family Insurance

Curts Lock & Key Service, Inc.

Merrill Piepkorn

Red River Valley Fair Association

Widmer Roel PC

## Past Champions

Yr.	Div.	Champion	Yr.	Div.	Champion	Yr.	Div.	Champion
1910	B	Minot	1935	B	Minot	1955	C	Fargo
1911	B	Blizzard	1936	B	Valley City	1956	C	Cancelled
1912	B	Fargo	1937		N/A	1957	C	Fargo
1913	B	Grand Forks	1938	C	Fargo	1958	C	Fargo Shanley
1914	B	Park River	1939	C	Mandan	1959	C	Bismarck St. Mary's
1915	B	Park River & GF	1939	A	Fargo Sacred Heart	1960-66		N/A
1916	A	Park River	1940	A	Fargo Sacred Heart	1967	D	Fargo Shanley
1917	A	Williston	1941	C	Minot	1968	D	Fargo Shanley
1918		N/A	1941	A	Fargo Sacred Heart	1969	D	Fargo Shanley
1919	A	Williston	1942	C	Mandan & Wahpeton	1970	D	Fargo Shanley
1920	A	Williston	1943	C	Cancelled	1971	D	Wahpeton
1921	A	Fargo	1944	C	Fargo	1972	D	Fargo Shanley
1922	A	Fargo	1945	C	No Game	1973	D	Fargo Shanley
1923	A	Fargo	1946	C	Grand Forks	1974	D	Fargo Shanley
1924	A	Valley City	1947	C	Mandan	<b>Legend:</b> <i>A=Official title game</i> <i>B=Unofficial game arranged after season</i> <i>C=Game arranged by Class</i> <i>A East and West Conference</i> <i>D=arranged with WDA &amp; SE Conference in 1967 &amp; WDA &amp; EDC in 1968-74</i>		
1925		N/A	1948	C	Mandan			
1926	B	Fargo	1949	C	Bismarck			
1927-28		N/A	1950	C	Cancelled			
1929	B	Bismarck	1951	C	Bismarck St. Mary's			
1930-32		N/A	1952	C	Williston Shanley			
1933	B	Jamestown	1953	C	Fargo Shanley			
1934	B	Grand Forks	1954	C	Fargo Shanley			

### THREE DIVISION SYSTEM CHAMPIONS

Yr.	A Champion	B Champion	9-man Champion
1975	Fargo Shanley	Watford City	Napoleon
1976	Fargo Shanley	Watford City	Elgin
1977	Fargo Shanley	May/Port	Zeeland
1978	Fargo South	Watford City	Zeeland
1979	Dickinson Trinity	Watford City	Dakota (Arthur)
1980	Minot	Central Cass	Linton
1981	Fargo Shanley	Carrington	Hope
1982	Fargo South	Fargo Oak Grove	Sherwood
1983	Fargo Shanley	Velva	Parshall
1984	Bismarck	May/Port	Cooperstown
1985	Bismarck	Watford City	Northwood
1986	Fargo South	Watford City	New Salem-Almont
1987	Fargo South	Cavalier	Wyndmere-Lidgerwood
1988	Bismarck St. Mary's	Carrington	New England
1989	Fargo South	Beulah	PHCG
1990	Fargo South	Linton	Rollette
1991	Bismarck St. Mary's	LaMoure	Hankinson
1992	Fargo South	Lisbon	Wyndmere-Lidgerwood
1993	West Fargo	Des Lacs/Burlington	Sargent Central
1994	Bismarck St Mary's	Minot Ryan	Edgeley-Kulm
1995	Fargo North	Killdeer	New England/Regent
1996	Fargo South	Hazen	New England/ Regent

## Past Champions

---

### FOUR DIVISION SYSTEM CHAMPIONS

Yr.	AAA Champion	AA Champion	A Champion	9-man Champion
1997	Dickinson	Minot Ryan	Velva	New England
1998	West Fargo	Watford City	Harvey	Divide County
1999	West Fargo	Minot Ryan	Stanley	Central Valley
2000	Fargo North	Dickinson Trinity	Velva-Sawyer	Linton/H-M-B
2001	Bismarck	Dickinson Trinity	Velva-Sawyer	Strasburg-Zeeland
2002	West Fargo	Cavalier	Stanley-Powers Lake	Linton/H-M-B
2003	West Fargo	Cavalier	Velva-Sawyer	Linton/H-M-B
2004	Fargo South	Cavalier	Velva-Sawyer	Edgeley/Kulm
2005	GF Central	Dickinson Trinity	Velva-Sawyer	Richland
2006	Fargo South	Watford City	Velva	Napoleon/Gackle-Streeter
2007	Fargo South	Oak Grove	Harvey	Mott-Regent
2008	Bismarck	Watford City	Harvey	Hillsboro
2009	Bismarck	Fargo Shanley	Velva	Hankinson
2010	Fargo South	Fargo Shanley	Velva	Wyndmere/Lidgerwood
2011	Bismarck	Grafton	Stanley-Powers Lake	Napoleon/Gackle-Streeter
2012	Bismarck	Shanley	Hazen	New Rockford-Sheyenne
2013	Fargo South	Bismarck St. Mary's	Hazen	Cavalier
2014	Fargo Davies	Bismarck St. Mary's	Park River/ Fordville-Lankin	Cavalier
2015	Bismarck Century	Beulah	Park River Area/ Fordville-Lankin	Richland
2016	Bismarck Century	Bismarck St. Mary's	Ellendale/Edgeley/Kulm	Thompson
2017	West Fargo	Bismarck St. Mary's	Hillsboro/Central Valley	Wyndmere/Lidgerwood
2018	Bismarck	Shanley	Langdon Area/ Edmore/Munich	Thompson
2019	Bismarck Century	Hillsboro/ Central Valley	Langdon Area/Edmore/ Munich	Kidder County
2020	Bismarck Century	Bismarck St. Mary's	Langdon Area/Edmore/ Munich	Linton/HMB



# NDHSAA Dakota Bowl Records (1993-present)

---

## INDIVIDUAL RECORDS

### Best Completion Percentage (10 Or More Attempts)

.818 (9-11) | Wyatt Harles, Wyndmere-Lidgerwood (2017)

### Best Completion Percentage (20 Or More Attempts)

.810 (17-21) | Will Madler, Bismarck High (2018)

### Best Punting Average (4 Or More Kicks)

50.0 yards | Jonny Thompson, Hatton/Finley-Sharon (1998)

### Best Rushing Average (12 Or More Attempts)

23.6 | Ryan Chrest, Cavalier (2013)

### Longest Field Goal

43 yards | Ryan Matire, Bismarck St. Mary's (2013)

43 yards | Wade James, Bismarck Century (2020)

### Longest Kickoff Return

98 yards | Graham Andrist, Divide County (1998)

### Longest Pass Completion

90 yards | Dustin Erbes to Jon Griffith, Richland (2005)

### Longest Punt

67 yards | Marcus Carpenter, Cavalier (2003)

### Longest Punt Return

80 yards | Adam Cotton, Hillsboro (1996)

### Longest Run From Scrimmage

95 yards | Isaac Jacobs, Divide County (2012)

### Longest Scoring Pass Reception

90 yards | Jon Griffith, Richland (2005)

### Most Interception Yards

124 yards | Brock Goldade, Harvey (1998)

### Most Offensive Yards (Passing/Rushing)

543 | Jonah Schwartzenberger, Napoleon-Gackle-Streeter (2011)

### Most Pass Receptions

11 | Daniel Grande, North Star (2011)

### Most Passes Attempted

42 | Dylan Schestler, Des Lacs-Burlington (2016)

### Most Passes Completed

22 | Dylan Schestler, Des Lacs-Burlington (2016)

### Most Passes Intercepted

4 (TIE) | Scott Kopp, Flasher-Carson (1993); Kyle Ihry, Central Valley (1999)

### Most Rushing Attempts

43 | Jordan Dewald, Napoleon-Gackle-Streeter (2006)

### Most Touchdowns (Rushing/Receiving/Passing)

6 (TIE) | Jared Essler, Minot Bishop Ryan (1999); Kyle Steffes, Dickinson Trinity (2001); Luke Foertsch, Wyndmere/Lidgerwood (2017)

### Most Touchdowns Passing

5 (TIE) | Tim Horn, Fargo North (2000); Jacob Hagler, North Star (2011); Brady Heyen, Richland (2015)

### Most Touchdowns Receptions

3 (TIE) | Jonny Thompson, Hatton/Finley-Sharon (1998); Daniel Grande, North Star (2011); Cole Sorby, Thompson (2016)

### Most Touchdowns Rushing

6 | Kyle Steffes, Dickinson Trinity (2001)

### Most Yards Passing

377 | Jacob Hagler, North Star (2011)

### Most Yards Receiving

234 | Jason Moore, Dickinson (1997)

### Most Yards Rushing

377 | Ryan Chrest, Cavalier (2013)

### Total Yards (All Returns)

179 yards | Adam Cotton, Hillsboro (1996)

### Total Yards (Kickoff Returns)

143 yards | Graham Andrist, Divide County (1998)

### Total Yards (Punt Returns)

95 yards | Adam Cotton, Hillsboro (1996)

# NDHSAA Dakota Bowl Records (1993-present)

---

## TEAM RECORDS

### Best Average Yards Per Play

12.7 | Cavalier (2013)

### Best Pass Completion Percentage (10 Or More Attempts)

.818 (9-11) | Wyndmere/Lidgerwood (2017)

### Longest Game (Time)

2:57 | Hazen vs. Westhope-Newburg-Glenburn (2012)

### Longest Scoring Drive (Distance)

99 yards (Tie)

Killdeer, (19 plays, 1995);

Bismarck High (10 plays, 2018)

### Longest Scoring Drive (Elapsed Time)

11:12 (67 yards, 20 plays) | Beulah, 2019

### Most First Downs

38 | Napoleon-Gackle-Streeter (2011)

### Most Fumbles

5 (TIE) | Rolette-Wolford (1997); Hillsboro (2008);

Grafton (2012); Westhope-Newburg-Glenburn (2012)

### Most Fumbles Lost

5 | Grafton (2012)

### Most Offensive Plays

81 | North Prairie (2015)

### Most Passes Attempted

43 | Des Lacs-Burlington (2016)

### Most Passes Completed

22 | Des Lacs-Burlington (2016)

### Most Passes Intercepted

5 (TIE) | Flasher-Carson (1993); Central Valley (1999)

### Most Passing First Downs

17 | North Star (2011)

### Most Points Scored (One Team)

60 | Wyndmere/Lidgerwood (2017)

### Most Points Scored (Two Teams)

92 | Napoleon-Gackle-Streeter (50) vs. North Star (42), (2011)

### Most Rushing Attempts

64 | Hillsboro/Central Valley (2018)

### Most Rushing First Downs

22 | Bismarck St. Mary's (2016)

### Most Total Offensive Yards (Net)

669 | Hazen (2012)

### Most Yards Passing

370 yds | North Star (2011)

### Most Yards Rushing

519 | Cavalier (2013)

## NDHSAA Dakota Bowl Team Appearances (1993-present)

Beulah	2005, 2015, 2019, 2020
Bismarck High	1997, 2000, 2001, 2003, 2007, 2008, 2009, 2010, 2011, 2012, 2013, 2016, 2018
Bismarck Century	2011, 2012, 2015, 2016, 2018, 2019, 2020
Bismarck St. Mary's	1994, 1995, 2013, 2014, 2016, 2017, 2018, 2020
Shiloh Christian	2014, 2017
Carrington	1999, 2002
Cavalier	2002, 2003, 2004, 2005, 2013, 2014, 2019, 2020
Central Valley	1999
Des Lacs-Burlington	1993, 2016
Devils Lake	2007, 2009, 2010
Dickinson	1997
Dickinson Trinity	2000, 2001, 2002, 2003, 2005, 2006
Divide County	1998, 2005, 2012
Edgely/Kulm	1994, 2004
Ellendale/Edgely/Kulm	2016
Fargo Davies	2014
Fargo North	1995, 2000
Fargo South	1993, 1996, 2001, 2004, 2005, 2006, 2007, 2008, 2009, 2010, 2013
Shanley	2009, 2010, 2011, 2012, 2014, 2015, 2017, 2018
Oak Grove	2007
Flasher-Carson	1993
Grafton	1994, 2011, 2012
Grand Forks Central	1996, 2004, 2005
Harvey	1993, 1995, 1996, 1997, 1998, 2001, 2007, 2008
Hatton/Finley-Sharon	1998
Hazen	1996, 2001, 2012, 2013
Hankinson	2009
Hillsboro	1996, 2008
Hillsboro/Central Valley	2017, 2018, 2019
Hope-Page	2000
Jamestown	1994
Kidder County	2019
Killdeer	1995, 2014, 2015
Kindred	2016
LaMoure/Litchville/Marion/Verona	2003
Langdon-Munich	2000, 2009

Langdon Area/Edmore/Munich	2017, 2018, 2019, 2020
Larimore	2004
Linton-HMB	1999, 2000, 2002, 2003, 2006, 2008, 2011, 2020
Lisbon	1999, 2004, 2007, 2020
Maddock	2001, 2002
Minot High	1999, 2002, 2006, 2014, 2015, 2017
Bishop Ryan	1994, 1997, 1999, 2019
Milnor-North Sargent	2010, 2013
Mott-Regent	2007
Napoleon-Gackle-Streeter	2006, 2007, 2011
New England-Regent	1995, 1996, 1997
New Rockford-Sheyenne	2003, 2004, 2012
New Salem/Glen Ullin	2016, 2018
North Star	2011
North Prairie	2015
Parshall-White Shield	2009
Park River-Fordville-Lankin	2014, 2015
Richland	2005, 2015
Rolla-Rock Lake	1994
Rolette-Wolford	1997
Rugby	1998, 2000
Sargent Central	1993
Stanley-Powers Lake	1998, 1999, 2002, 2011
Strasburg-Zeeland	2001
Thompson	1995, 2016, 2018
Turtle Lake-Mercer	2006
Valley City	2008
Velva-Sawyer	1997, 2000, 2001, 2003, 2004, 2005, 2006, 2009, 2010
Wahpeton	1998, 2013
Watford City	1997-98, 2006, 2008
Westhope-Newburg-Glenburn	2012, 2013
West Fargo High	1993, 1998, 1999, 2002, 2003, 2017
West Fargo Sheyenne	2019, 2020
Wells County	2010
Williams County	2008
Wyndmere-Lidgerwood	2010, 2017



# NDHSAA History and Information

---

## NORTH DAKOTA HIGH SCHOOL ACTIVITIES ASSOCIATION: 2021-22

### BOARD OF DIRECTORS

Dr. Mark Rerick, President	Grand Forks
Jeremy Brandt, Vice President	Buxton
Kirsten Baesler, Department of Public Instruction	Bismarck
Alexis Baxley, ND School Boards Association	Bismarck
Paul Jundt	Bismarck
Dave Schoch	Velva
Guy Fridley	Dickinson
Josh Johnson	Valley City
Rick Diegel	Steele
Andrew Jordan	Wilton
Ned Clooten	Wahpeton

### EXECUTIVE OFFICERS

Matthew Fetsch	Executive Director
Brian Bubach	Associate Director
Justin Fletschock	Assistant Director
Kevin Morast	Assistant Director
Nick Walton	Technology Director
Tom Mix	Media Specialist

## INFORMATION CONCERNING THE NORTH DAKOTA HIGH SCHOOL ACTIVITIES ASSOCIATION

### I. Membership

The NDHSAA is a non-profit organization of the high schools in the state of North Dakota. All schools eligible for membership belong to the Association. Membership is granted upon application of the School Board, at which time the school agrees to enforce the rules which the members have established and to participate in the legislative process of modification and revision of rules to fit the changing needs of member schools and students.

### II. Purpose as per NDHSAA Constitution

The purpose of the Association is to contribute to the education of high school boys and girls of North Dakota by:

- Administering a program of interscholastic activities, clinics, contests and festivals among its member schools.
- Elevating the standards of good sportsmanship and encouraging growth in good citizenship, not only of high school students, but also of all others who come in contact with school activities.
- Protecting member schools, students, and personnel from exploitation of special interest groups.
- Encouraging pride in scholastic achievement as a fundamental basis for a well-balanced activities program.

- Supplementing the dramatic, literary, music and physical education programs of the schools and giving due emphasis to those tendencies which promise best to promote the mental and physical health and social well-being of all students.

### III. Brief History

The activities association was founded in 1908 under the name of the High School League and originally was concerned only with athletics. In 1923 the state organization became affiliated with the National Federation of High School Athletic Associations (NFHS). A full-time executive director was employed in 1949, an assistant was added in 1963, a girls sports supervisor in 1973, and a music and speech coordinator in 1978.

In 1950 the Consolidated League, an organization of the smaller schools of the state, affiliated with the High Schools League, thereby uniting all high schools of the state under one organization. Music and speech activities were placed under the direction of the Association in 1955, and the name was changed to the North Dakota High School Activities Association at that time. Schools in the League were all one class for basketball competition from 1908 to 1932. A two-class system was used from 1933 to 1947 and a three-class system from 1948 to 1963. In 1964 the two-class system was restored and this arrangement has been in effect since then up to the present time. Official state champions have been named in boys track since 1908 and in boys basketball since 1914. Official champions in other sports were later added as follows: boys golf and boys tennis 1938, baseball 1950; wrestling 1959; boys cross country 1961; boys hockey 1967; girls track, golf and tennis 1966; girls gymnastics 1969; girls basketball 1974; girls swimming 1974; boys swimming 1975 and girls cross country 1979. State football champions were determined off and on between 1916 and 1959, when the practice was discontinued, but were restored in 1975 when NDHSAA officially sponsored Class A, Class B and 9-man championship games. The NDHSAA Dakota Bowl - a one day event where all three football championship games are played - was introduced in 1993. In 1997, the current four division format (Division AAA, Division AA, Division A and 9-man) for NDHSAA football was introduced.

Basketball tournaments for girls were conducted by the Consolidated League for a number of years and by the NDHSAA from 1951 to 1960, at which time they were discontinued because of the small number of schools fielding teams. Girls basketball was reinstated as an NDHSAA-sponsored activity in 1973 on a district level, with separate state Class A and Class B champions being named since 1974. Class A girls volleyball state champions were first named in 1984 and Class B girls volleyball state champions were first named in 1989. Boys state soccer champions were first named in 1995 and girls state soccer champions in 1996. Girls state hockey champions were first named in 2003. Girls softball champions were first named in 2009 with separated Division A & B champions in 2012.

# NDHSAA History and Information

---

## IV. Activities (Participation Numbers for 2020-21 School Year)

<b>Athletic Activities</b>	<b>Number of Schools Participating</b>	<b>Number of Students Participating</b>
Baseball	124	1,721
Basketball - Boys	162	2,704
Basketball - Girls	156	1,970
Cross Country - Boys	107	638
Cross Country - Girls	107	627
Football	153	3,736
Golf - Boys	134	976
Golf - Girls	121	538
Gymnastics	20	97
Hockey - Boys	45	614
Hockey - Girls	27	217
Soccer - Boys	20	606
Soccer - Girls	20	547
Softball	84	978
Swimming - Boys	24	262
Swimming - Girls	25	346
Tennis - Boys	20	328
Tennis - Girls	21	386
Track - Boys	154	2,293
Track - Girls	150	2,035
Volleyball	154	3,128
Wrestling	99	891
<b>Music Activities</b>		
Band	146	4,413
Vocal	144	4,204
Orchestra	19	837
<b>Speech Activities</b>		
Lincoln-Douglas Debate	15	55
Public Forum Debate	16	88
Drama	98	1,065
Speech	119	852
Student Congress	21	163

## V. Registration of Officials and Interpretation Meetings

In the 2020-21 school year 1,342 officials registered with the NDHSAA. These men and women are furnished rule books for the sports in which they officiate, and examinations are provided annually in baseball, basketball, football, gymnastics, hockey, soccer, softball, swimming & diving, volleyball and wrestling. Officials are also required to complete online rules clinics in all sports and workshops in baseball, basketball, football, softball, volleyball and wrestling.

## VI. School Administrator Meetings

The NDHSAA holds mandatory administrator meetings throughout North Dakota in September. The meetings cover various topics member schools should be aware of entering the school year.

## VII. Cheerleader Clinics

The NDHSAA has recognized the importance of safety in cheerleading. Because of this, the Association has added rules/safety clinics for head cheer coaches of all member schools who have cheerleaders. These clinics recognize the importance of informing cheer coaches of proper safety techniques as well as emphasizing the responsibility of cheerleaders for sportsmanship and crowd control.

## VIII. Organization of Association

### NDHSAA BOARD OF DIRECTORS

The Board of Directors consists of 11 members. Three Board members shall be chosen from Class A Schools, one each from two geographical areas and one at-large. Four administrators of Class B schools, one high school principal as a member-at-large and one athletic administrator. These representatives are elected by the membership as a whole, with each school having one vote. In addition, a representative of the North Dakota School Boards Association and the Superintendent of Public Instruction serve as a member of the Board.

### REPRESENTATIVE ASSEMBLY

The superintendent or high school principal or athletic administrator of each school serves as a member of the representative assembly, with each school being entitled to one vote. An annual meeting is held each year to adopt rules and regulations governing interscholastic contests and eligibility regulations. All such rules are made by the representative assembly.

### DISTRICT COMMITTEES

The district activities are controlled and managed by committees elected by school officials in each area.

### EXECUTIVE OFFICERS

The administration of the various programs and the implementation of the policies of the Association are placed in the hands of the Executive Director, one Associate Director, two Assistant Directors, a Technology Director and a Media Specialist who are employed by the Association.