

GAMEDAY



CAVALIER

9 MAN B

NEW SALEM-ALMONT

FARGO NORTH

11 MAN A

JAMESTOWN

CENTRAL CASS

11 MAN B

VELVA-DRAKE-ANAMOOSE-GARRISON

BISMARCK CENTURY

11 MAN AA

SHANLEY

NOVEMBER 11, 2022 | FARGODOME | FARGO, N.D.



A photograph of two young boys playing on a light-colored couch. One boy is jumping or falling off the couch, while the other stands below him, looking down. They are in a bright room with large windows in the background.

FAST TREATMENT

FOR DARING MOVES.

With Orthopedic walk-in services at Sanford Health, we make it easy for you to access expert care from the Sanford Orthopedics & Sports Medicine team when you need it most.

Walk-in today without a referral.


SANFORD
ORTHOPEDICS
SPORTS MEDICINE

NEW LOCATION
1720 South University Drive
(701) 417-6000
sanfordhealth.org

Walk in for fast, convenient orthopedic care

THE EXCLUSIVE
SPORTS MEDICINE
TEAM OF THE





Protecting What's Important in Life



Simply Different | fumic.com



BECOME A MEMBER!

COMPLETE SPORTS COVERAGE & MORE FROM YOUR LOCAL NEWS TEAM

Grand Forks
Herald
GrandForksHerald.com

GRANDFORKSHERALD.COM/SUBSCRIBE

THE
**Jamestown
Sun**

JAMESTOWNSUN.COM/SUBSCRIBE

INFORUM
Powered by The Forum and WDAY
INFORUM.COM/SUBSCRIBE

THE Dickinson
Press
THEDICKINSONPRESS.COM/SUBSCRIBE

Table of Contents

Welcome	7	7
Staff & Management	8	8
BRACKETS		
9B	10	10
11B	18	18
11A	26	26
11AA	34	34
TEAMS		
Cavalier	11-13	11
New Salem-Almont	14-16	14
Central Cass	19-21	19
Velva-Drake-Anamoose-Garrison	22-24	22
Fargo North	27-29	27
Jamestown	30-32	30
Bismarck Century	35-37	35
Shanley	38-40	38
Past Champions	43-44	43
Records	46-47	46
Team Appearances	48	48
NDHSAA Board	6	6
NDHSAA History	49-50	49



NDHSAA Staff and Board of Directors

EXECUTIVE OFFICERS



Matthew J. Fetsch
Executive Director




Brian Bubach
Associate Director



Justin Fletschock
Assistant Director



Kevin Morast
Assistant Director



Nick Walton
Technology Director



Tom Mix
Media Specialist

BOARD OF DIRECTORS



Dave Schoch
President
Velva



Josh Johnson
Vice-President
Valley City



Paul Jundt
Bismarck



Andrew Jordan
Wilton



Guy Fridley
Dickinson



Ned Clooten
Wahpeton



Rick Diegel
Steele




Patti Aanenson
Larimore



Matt Bakke
Devils Lake



Kirsten Baesler
Bismarck
Dept. of Public Instr.



Alexis Baxley
Bismarck
School Boards Assoc.

MINIMAL BEHAVIOR EXPECTATIONS FOR REGULAR AND POSTSEASON COMPETITIONS

- Respect the American flag and the National Anthem.
- Contesting schools shall each have an authorized faculty representative present who shall be responsible for his/her school's participants, students, and fans throughout the contest.
- Spectators must wear clothing that covers the entire torso. Those who do not comply or who wear clothing that is vulgar, obscene or that in some other way inappropriate, as determined by school/tournament personnel, will be removed from the facility if they do not cooperate with this behavior expectation.
- The use of appropriate language is expected at all times. Profanity, negative chants, trash talk, name-calling, personal attacks or other acts of disrespect are unacceptable and must be immediately addressed by school/tournament administrators.
- Any attendee ejected from a NDHSAA tournament venue will be banned from the venue(s) for the remainder of the event.
- Respect the game/contest. Under no condition shall anyone other than the members of the official squad enter the playing surface. No one may interfere with the contest in any way.
- Hand held signs and flags, which do not obstruct the view of others, are permitted provided they are in good taste. Signs or other similar items contest/tournament officials deem to be in poor taste will be removed. Message or "white" boards are prohibited. The carrying of flags around the playing surface is NOT allowed.
- Artificial noisemakers of any kind (i.e. megaphones, cowbells, sirens, whistles, thunder sticks, and other similar items) are not allowed at any indoor events, including outdoor sports played at indoor venues. Exception—Megaphones appropriately used by cheerleaders are permitted if allowed by contest officials.
- Laser lights or any other lights deemed distracting to participants are strictly prohibited.
- Confetti is banned at all NDHSAA tournament venues. Tournament staff is instructed to confiscate such articles at the door.
- Objects shall not be thrown into the stands at any NDHSAA tournament venue.
- The use of unmanned aerial vehicles (UAV), also known as drones, is prohibited for any persons at NDHSAA tournament venues.

Welcome to Dakota Bowl XXX

The Metro Area Tournament Committee and the communities of Fargo and West Fargo would like to welcome you to the Fargodome for the thirtieth annual Dakota Bowl. We look forward to providing an exciting and memorable experience for all players, coaches, cheerleaders, and fans. The Metro Area Tournament Committee is grateful to the Fargodome staff and administration for their cooperation in assisting with management of this event. We also express our gratitude to many volunteers and workers for providing their assistance.



As an extension of the North Dakota High School Activities Association's effort to promote sportsmanship and goodwill among schools and athletes, we hope you will join us in providing positive encouragement and support to all who are participating. Good luck to all the teams.

Metro Area Tournament Committee
Todd Olson, Fargo Public Schools Director of Student Activities
2022 Dakota Bowl Manager

Tournament Website: www.metrotournament.com

Twitter: [@nddakotabowl](https://twitter.com/nddakotabowl)

[#DakotaBowl](https://twitter.com/nddakotabowl)

Here's an effective way for you and your community to prevent the **#1 KILLER OF TEENS.**

The ND Association of Counties has teamed up with the "Impact Teen Drivers – What Do You Consider Lethal" Campaign with a free interactive program for students, teachers and law enforcement. "Impact Teen Drivers" will help teens think about the deadly impact of distractions while driving.

To book this program, please contact:

ImpactTeens@ndaco.org

Vision Zero Outreach Program



Impact
Teen Drivers

VISION ZERO

NDACo
NORTH DAKOTA ASSOCIATION OF COUNTIES

Dakota Bowl Staff and Management

Tournament Manager Todd Olson

Tournament Assistant Jenny Schultz

Staffing/Will Call MJ Caulfield,
Kathy Nelson, Cathy Pauly

Promotions/Media Rick Flacksbarth

Fargodome Management Rob Sobolik

Sports Medicine Brad Reed, Director
Sanford Health Sports Medicine

Athletic Trainers Ben Carpenter, Becca Erickson
Kathy Stompro, Stacy Stoner-Dockter,
Sofia Wentz, Scott Witte

Physicians Andrew MacGregor, PA

Field Supervisors Patti Aanenson, Mike Beaton,
Reggie Jackson, Lenny Ohlhauser,
Duane Rindy, Jeff Schatz, Dan Shultis

Public Address Guy Goschen, Travis Voegele

PA Spotter Brian Fox, Rick Majerus

Clock Operators Ben Clapp, Ned Clapp, Dick Hell,
Darrel Lund, Lincoln Regula, Craig Schwinden

Website Jerry Schneider

Social Media Eli Schneider , Caleb Schneider,
Jerry Schneider

Statistics Brant Baarstad, Taylor Savageau,
Caleb Schneider, Jay Schneider,
Jerry Schneider, Tyler Scott

Chains Crew Curt Kellen, Shannon Mehlich,
Mike Monda, Tim Raftevold, Chris Rostad,
Jerry Rostad, Mick Rostad, Dean Schneibel

Ball Boys Nick Crouch, Colin Hanson,
Reed Holman, James Jarvis, Max Johnson,
Cash Martinez, Blaise Ostrom, Michael Shultis

Officials Host Mitch Parker, Dale Weston

Game Officials

11B Jim Breen, Dylan Dunn,
Brant Miller, Mark Sandman, Nate Sele

9B Mike Anderson, Jason Bachmeier,
Justin Lauf, Jim Olson, Brandon Weber

11A Gene Anderson, Cody Clark,
Ron Horner, Cory Pedersen, Mitch Wardzinski

11AA Ben Althoff, Tim Campbell,
Lonnie Erbes, Wayne Gripentrog, Reed Johnson

National Anthem

Color Guard Fargo Public Schools
AFJROTC – under direction of Col. Steven Muhs

9:10 Game Madison & Kensey Gette
Kindred High School

11AA Game Shanley High School Chorale





BEK *SPORTS*

beksports.com

PROUD TO
BRING YOU

400+

LIVE SPORTS EVENTS EACH YEAR!



CAVALIER TORNADOES



Back Row: Levi Hinkle, Jacob Steele, Landon Carter, Sterling Enerson, Ethan Longtine; Fourth Row: Jonas Kuhn, Breckon Thorpe, Levi Moe, Charles Fleming, Garrett Newman, Daniel Bill; Third Row: Brady Laxdal (Asst. Coach), Talan Devine, Mitch Greenwood (Head Coach), Adam Ratchenski, Colton Hurst, Zack Anderson, Bradley Pelletier, Ryan Pelletier, Ty Thorlakson, Brayson Schlecht, Matthew Keena, Jason Muth (Asst. Coach) John Dutch (Asst. Coach); Second Row: Caitlyn Hunter (Cheer Advisor), Mason Carter, Logan Werner, Mason Symington, Raymond Dominguez, Diamond Cano, Tage Holmquist, Bradly Winkler, Kayden Rose, Denton Kaercher, JJ Thorpe; Front Row: Abby Winkler, Izzy Longtine, Hallie Gapp, Aspen McColl, Ellie Sondeland, Elayna Hunter, Cylee Walton, McKenzie Briese and Caitlyn Johnson.

Opponent	Tornados	Opp.	W/L
Northern Cass	42	6	W
Turtle Mountain	46	0	W
New Rockford-Sheyenne	32	0	W
Nelson County	30	20	W
Larimore	50	20	W
Midway/Minot	74	0	W
Benson Co.	50	0	W
North Border	14	8	W

Opponent	Tornados	Opp.	W/L
Post Season			
North Star	60	0	W
May-Port-C-G	32	14	W
LaMoure-Litchville/Marion	34	20	W
Season Wins: 11			
Season Losses: 0			

CAVALIER TORNADOES

No.	Name	Position	Ht	Wt	Grade
2	Adam Ratchenski	WR/DB	5'6	140	12
3	Tage Holmquist	WR/LB	5'6	145	10
4	Talan Devine	WR/DB	5'11	140	11
5	Jacob Steele	RB/LB	5'11	165	12
6	Breckon Thorpe	QB/LB	6'0	195	10
7	Sterling Enerson	QB/DE	5'10	195	12
8	Logan Werner	WR/LB	5'6	130	10
9	Zack Anderson	WR/DB	5'9	155	11
11	Landon Carter	WR/S	5'10	170	12
12	Ryan Pelletier	WR/DB	6'1	150	9
19	Bradley Pelletier	WR/DB	6'1	150	10
20	Kayden Rose	OL/DL	5'10	180	10
21	Diamond Cano	WR/DB	5'6	135	10
23	Denton Kaercher	OL/DL	5'10	175	10
25	Mason Carter	RB/LB	5'7	155	11
28	Levi Hinkle	OL/LB	5'9	155	12
29	Mason Symington	RB/LB	5'8	145	9
34	Jonas Kuhn	TE/DL	6'1	185	10
40	Bradley Winkler	RB/LB	5'6	145	10
44	JJ Thorpe	WR/DB	5'7	150	11
50	Garrett Newman	TE/DL	6'1	170	10
51	Ethan Longtine	OL/DL	5'11	250	11
52	Charles Fleming	OL/DL	5'9	225	11
59	Ayden Dalstad	OL/DL	5'11	235	11
62	Colten Hurst	OL/DL	5'10	225	12
68	Raymond Dominguez	RB/DB	5'4	150	9
83	Levi Moe	OL/DL	5'8	175	10
84	Mathew Keena	TE/DL	5'10	175	11
88	Daniel Bill	OL/DL	6'3	300	11



MITCH GREENWOOD

Mitch Greenwood is in his second season as head coach of the Cavalier Tornadoes, after spending the previous two as an assistant coach. Coach Greenwood has a career 21-1 record, including two region championships. Mitch holds a Bachelor of Science in Education (Mayville State University, 2009) and a Master's in Educational Leadership (University of Mary, 2020). He is currently a physical/health education teacher at Cavalier Public School. He is also the head boys golf coach for Cavalier and the head wrestling coach for Pembina County North.

Mitch is married to Alicia and has one child (Malcolm).

Assistant Coaches

Brady Laxdal
John Dutch
Jason Muth

Team Stats

[Regular Season]

Rushing yards average per game	221.6	Points allowed per game.....	6.8
Passing yards average per game	149.7	Yards rushing allowed per game.....	52.3
Points scored per game	43	Yards passing allowed per game	85.1

Individual Stats

[Regular Season]

SCORING LEADERS	Total TDs	2-pt PATs	1-pt PATs	FGs	Total Points
Sterling Enerson	26	10			176
Landon Carter	20	7			134
Jacob Steele	19	13			140
Zack Anderson	4	4			32
Adam Ratchenski	3	2			22
Logan Werner	1	1			8

PASSING LEADERS	Com	Att	Yds	TDs	Int	Com %
Sterling Enerson	65	121	1468	18	1	54%
Breckon Thorpe	2	2	29	2	0	100%

RUSHING LEADERS	Carries	Rush Yds	Rush TDs	Yds/ Carry
Landon Carter	81	697	11	9
Jacob Steele	110	664	16	6
Sterling Enerson	101	659	8	7
Mason Carter	4	89	1	22

RECEIVING LEADERS	Rec	Rec Yds	Rec TDs	Yds/ Rec
Landon Carter	31	796	9	26
Zack Anderson	11	290	4	26
Jacob Steele	13	189	3	15
Talan Devine	5	82	0	16
Adam Ratchenski	5	71	3	14

DEFENSIVE LEADERS	Total Tackles	T4L/ Sacks	Int.
Jacob Steele	119	13/8	0
Levi Hinkle	63	8/1	0
Logan Werner	63	11/2	2
Landon Carter	44		7
Kayden Rose	56	16/7	1
Matthew Keena	43	12/6	0

Superintendent

Jeff Manley

Principal

Jonathan Moquist

Athletic Director

Jonathan Moquist

Managers

Micah Fisher
Ayden Werner
Gabe LeTexier

Camera

Tammi Cleem

Cheer Advisor

Caitlyn Hunter

Cheerleaders

Mackenzie Briesse, Abbie Winkler,
Cylee Walton, Ellie Sondeland,
Halle Gapp, Elayna Hunter,
Aspen McColl, Caitlin Johnson
Izzy Longtine

School Colors

Orange & Black

School Song

College Boy

NEW SALEM-ALMONT HOLSTEINS




Back Row: Mavrick Nelson, Darren Gappert, Clayton Heins, Cole Gregerson, AJ Heins, Wyatt Kuhn, Alex Pitman, Jarett Sanders, Levi Becker, Raymond Holle, Ty Wolding; Middle Row: Charlie Irwin, Will Mosbrucker, Gavin Engwicht, Chance Hoesel, Landon Tellmann, Brock Norton, Ethan Maier, Alex Brandt, Trenton Klatt, Kane Grinsteiner; Front Row: Hannah Gerving, Raleigh Miller, Tayden Hopfauf, Nathan Pletan, Maksim Nelson, Brayden Rusch, Branson Gilbert, Alaina VanderWal and Abby Toepke.

Opponent	Holsteins	Opp.	W/L
Beach	44	20	W
Grant County-Flasher	44	22	W
Central McLean	44	0	W
South Border	36	28	W
Napoleon-G-S	48	0	W
Richardton-Taylor	50	6	W
Kidder County	44	0	W
Hettinger County	72	20	W

Opponent	Holsteins	Opp.	W/L
Post Season			
Hettinger County	42	6	W
Grant County-Flasher	30	22	W
North Prairie	30	26	W
Season Wins: 11			
Season Losses: 0			

NEW SALEM-ALMONT HOLSTEINS

No.	Name	Position	Ht	Wt	Grade
1	Landon Tellmann	QB/DB	5' 9"	160	10
2	Ethan Maier	RB/DB	5' 8"	150	11
3	Wyatt Kuhn	TE/LB	6' 4"	190	10
4	Brayden Rusch	RB/DB	5' 10"	135	9
5	Trenton Klatt	WR/DB	5' 6"	130	10
7	Kane Grinsteiner	WR/DB	5' 4"	130	12
11	Branson Gilbert	QB/LB	5' 10"	150	9
13	Kolter Miller	RB/LB	5' 10"	140	9
14	Cole Gregerson	TE/DE	6' 1"	180	10
18	Maksim Nelson	WR/DB	5' 5"	115	9
21	Chance Hoesel	WR/DB	5' 7"	130	11
23	Brock Norton	RB/LB	5' 11"	180	10
24	Will Mosbrucker	RB/DB	5' 3"	120	11
26	Charlie Irwin	RB/LB	5' 4"	120	10
30	Tayden Hopfauf	RB/LB	5' 6"	170	9
32	Ty Wolding	QB/LB	6' 0"	175	12
38	Mavrick Nelson	TE/LB	5' 8"	165	12
42	Alex Brandt	RB/DB	5' 8"	155	10
50	AJ Heins	OL/DL	6' 3"	295	12
51	Levi Becker	OL/DL	6' 0"	235	12
57	Nathan Pletan	RB/DL	5' 7"	150	9
65	Darren Gappert	OL/DL	5' 9"	190	9
66	Gavin Engwicht	OL/DL	5' 7"	155	10
72	Alex Pitman	OL/DL	6' 0"	215	12
75	Jarett Sanders	OL/DL	6' 1"	190	10
93	Clayton Heins	TE/LB	5' 9"	160	9
99	Raymond Holle	OL/DL	5' 10"	180	10



STEVE KLEINJAN

Steve Kleinjan is in his twenty-sixth (26) season as head coach of the New Salem-Almont Holsteins, after spending the previous five as an assistant coach. Coach Kleinjan has a career 157-89 record, including nine region championships. Steve holds a Bachelor of Science in History (Dickinson State University, 1991) and currently teaches social studies, history and civics at New Salem-Almont High School.

Steve is married to Lisa and has one child (Harlee).

Assistant Coaches

Luke Sturn
Ben Kringstad

NEW SALEM-ALMONT HOLSTEINS

Team Stats [Regular Season] _____

Rushing yards average per game	312	Points allowed per game.....	12.4
Passing yards average per game	75	Yards rushing allowed per game.....	121.2
Points scored per game	45.4	Yards passing allowed per game	96.1

Individual Stats [Regular Season] _____

SCORING LEADERS	Total TDs	2-pt PATs	1-pt PATs	FGs	Total Points
Brock Norton	22	8			148
Ty Wolding	12	12			96
Ethan Maier	8	3			54
Alex Brandt	8	3			54

RECEIVING LEADERS	Rec	Rec Yds	Rec TDs	Yds/Rec
Wyatt Kuhn	17	293	5	17
Brock Norton	9	142	0	16
Ethan Maier	6	89	1	15
Kane Grinsteiner	4	88	2	22

PASSING LEADERS	Com	Att	Yds	TDs	Int	Com %
Ty Wolding	46	74	752	10	3	62%

DEFENSIVE LEADERS	Total Tackles	T4L/ Sacks	Int.
Ty Wolding	60	9/1	0
AJ Heins	46	13/5	0
Ethan Maier	37	2/0	1
Levi Becker	34	9/3	0
Kane Grinsteiner	30	3	4

RUSHING LEADERS	Carries	Rush Yds	Rush TDs	Yds/Carry
Brock Norton	126	1430	21	11
Ty Wolding	98	636	12	6

Superintendent
Brian Christopherson

Principal
Brian Olson

Athletic Director
Jerome Slag

Statisticians
Abby Toepke
Hannah Gerving

Managers
Raleigh Miller,
Alaina VanderWal

School Colors
Black and White

School Song
Notre Dame Victory March

SCHEELS®

YOUR RETAIL DESTINATION FOR FOOTBALL GEAR



GREATNESS

STARTS HERE

PROUD SUPPORTER OF NDHSAA



1551 45th St S
Fargo, ND
701.298.2918

Connect with us



@fargoscheels




@fargoscheels



@fargoscheelsoutdoors

SCHEELS.com

2022 11-Man B State Playoff Bracket



CENTRAL CASS SQUIRRELS



Back Row: Carter Maasjo, Brandon Preston, Garrett Haugen, Cooper Johnson, Dylan Sell, Drew Knuth, Reed Sinner, Aiden Wunderlich, Ryan Stafford, Brady Plantz, Eli Buhr, Miles Eberhardt, Trevon Quam; Fourth Row: Marcus Biffert, Coleson Stahl, Brayden Mitchell, Tyler Cruchet, Jaiten Michels, Owen Wiersma, Carter Vrchota, Jacob Thompson, Sam Ziemer, Cade Olson-Tingelstad, Maisen Olson, Alex Veiby; Third Row: Evan Wiersma, Caden Graber, Calvin Piper, Jacob Schneider, Kemper Pearson, Ashton Czapiewski, Grady Link, Isaac Wisnewski, Chase Bachmeier, Markus Stafford, Braden Klein, Kale Pearson, Adrian Arens; Second Row: Parker Mack, Josiah Crandall, Peyton Lemar, Mason Vance, McCoy Ferguson, Mateo Chapa, Keagan Peterson, Colton Cruchet, Raudel Rodriguez, Mitchell Melander, Cade Lindstrom, Nick Dutt; Front Row: Ryker Bruesch, Drew Urbach, Anthony Garman, Tristan Miller, Mack Sprenger, Colton Vein, Jennings Kuhne, Simon Schneider, Gavin Toop, Riley Miller, Hunter Parisien, Brady Peterson and Bryer Schaefer.

Opponent	Squirrels	Opp.	W/L
Oak Grove	34	14	W
Oakes	14	22	L
Northern Cass	49	25	W
Lisbon	36	6	W
Sargent County	41	8	W
Linton HMB	43	12	W
Kindred	0	28	L
EEK	55	0	W

Opponent	Squirrels	Opp.	W/L
Post Season			
Bottineau	28	16	W
Kindred	14	10	W
Beulah	28	6	W
Season Wins: 9			
Season Losses: 2			

CENTRAL CASS SQUIRRELS

No.	Name	Position	Ht	Wt	Grade
1	Marcus Biffert	TE/LB	6'1"	185	11
2	Ashton Czapiewski	TE/LB	6'1"	170	12
3	Peyton Lemar	WR/DB	5'9"	145	11
4	Cooper Johnson	WR/DB	6'4"	180	12
5	Chase Bachmeier	WR/DB	5'10"	165	11
6	Eli Buhr	TE/DL	6'2"	185	11
7	Sam Ziemer	WR/DB	6'	150	11
8	Cade Olson-Tingelstad	RB/LB	5'10"	185	11
9	Alexander Veiby	WR/DB	5'10"	160	12
10	Jaiten Michels	WR/DB	6'	150	12
11	Trevon Quam	QB/LB	6'1"	150	9
12	Colton Cruchet	RB/LB	5'9"	150	9
13	Anthony Garman	WR/DB	5'6"	130	10
14	Jacob Thompson	WR/DB	6'2"	170	10
15	Gavin Toop	WR/DB	5'6"	120	9
16	Carter Maasjo	QB/LB	6'3"	225	11
17	Kale Pearson	WR/LB	5'10"	175	10
18	Brayden Mitchell	QB/LB	5'11"	205	11
19	Grady Link	WR/DB	5'11"	140	10
20	Cade Lindstrom	QB/LB	5'7"	130	9
21	Maisen Olson	WR/LB	5'10"	135	9
22	Drew Urbach	RB/DB	5'6"	120	10
23	Josiah Crandall	WR/DB	5'7"	125	12
24	Nick Dutt	WR/DB	5'7"	140	10
26	Owen Wiersma	RB/LB	6'1"	195	12
27	Keagan Peterson	WR/DB	5'7"	130	9
28	Hunter Parisien	RB/DB	5'6"	135	9
30	Adrian Arens	WR/DB	6'2"	165	9
31	Isaac Wisniewski	RB/LB	5'10"	170	11
32	Bryer Schaefer	RB/DB	5'8"	135	10
33	Simon Schneider	WR/DB	5'8"	130	9
34	Caden Graber	TE/LB	5'9"	155	10
35	Markus Stafford	WR/DB	5'11"	150	10
40	Brady Peterson	WR/DB	5'7"	125	11
41	Tristan Miller	RB/DB	5'6"	120	9
42	Mack Sprenger	WR/DB	5'8"	160	10
44	Riley Miller	RB/LB	5'9"	140	9
45	Logan Braaten	WR/DB	5'7"	150	11
48	Coleson Stahl	TE/LB	5'10"	160	10
51	Tyler Cruchet	OL/DL	5'11"	220	11
52	Micah Van Hal	OL/DL	5'11"	230	12
53	Calvin Piper	OL/DL	5'9"	205	10
54	Raudel Rodriguez	OL/DL	5'10"	220	12
55	Brady Plantz	OL/DL	6'1"	215	10
56	McCoy Ferguson	OL/DL	5'8"	185	9
58	Garrett Haugen	OL/DL	6"	230	12
59	Brandon Preston	OL/DL	6'1"	240	12
60	Drew Knuth	OL/DL	6'4"	225	12
64	Kemper Pearson	OL/LB	5'11"	235	12
66	Reed Sinner	OL/DL	6'3"	205	12
67	Anthony Houle	OL/DL	5'9"	210	12
68	Mitchell Melander	OL/DL	5'8"	195	10
69	Ryan Stafford	OL/DL	6"	235	12
71	Braden Klein	OL/DL	5'10"	205	10
73	Jacob Schneider	OL/DL	5'10"	195	12
74	Evan Wiersma	OL/DL	6'1"	285	9
75	Aiden Wunderlich	OL/DL	6'4"	220	9
76	Jennings Kuhne	OL/DL	5'8"	205	9
77	Mason Vance	OL/DL	5'9"	300	11
78	Dylan Sell	OL/DL	6'3"	265	12
82	Ryker Bruesch	P	5'9"	150	11
83	Carter Vrchota	K	5'11"	175	11
87	Parker Mack	RB/LB	5'10"	180	12
88	Jaxon Parker	WR/LB	5'11"	175	11



TOMMY BUTLER

Tommy Butler is in his fourth season as head coach of the Central Cass Squirrels, after spending the previous three as an assistant coach. Coach Butler has a career record of 25-24. Tommy holds a Bachelor of Science in Physical/Health Education (Valley City State University, 2011), a Master in Education Leadership (Minnesota State University Moorhead, 2020) and is currently a physical/health education teacher at Central Cass High School.

Tommy is married to Andrea and has three children (Lydia, Addison and Elise).

Assistant Coaches

Jason Beilke
 Travis Lemar
 Nathan Lutkemeier
 Bryan Lynch
 Nick Jackson
 Avery Lock
 Tyler Waslien
 Carson Rieniets
 Brent Nelson
 Riley Iverson

CENTRAL CASS SQUIRRELS



Team Stats [Regular Season]

Rushing yards average per game 178
 Passing yards average per game 147
 Points scored per game 32

Points allowed per game..... 14
 Yards rushing allowed per game..... 121
 Yards passing allowed per game 103

Individual Stats [Regular Season]

SCORING LEADERS	Total TDs	2-pt PATs	1-pt PATs	FGs	Total Points
Owen Wiersma	20				120
Brayden Mitchell	16	1			98
Peyton Lemar	7	1			44
Carter Vrchota			34	1	37
Cooper Johnson	5				30
Isaac Wisnewski	5				30

PASSING LEADERS	Com	Att	Yds	TDs	Int	Com %
Brayden Mitchell	91	151	1255	14	7	60%
Carter Maasjo	15	26	191	3	2	58%

RUSHING LEADERS	Carries	Rush Yds	Rush TDs	Yds/ Carry
Owen Wiersma	146	1043	19	7
Isaac Wisnewski	67	454	5	7
Brayden Mitchell	67	206	2	3

RECEIVING LEADERS	Rec	Rec Yds	Rec TDs	Yds/ Rec
Cooper Johnson	23	467	5	20
Peyton Lemar	37	415	6	11
Owen Wiersma	18	207	1	12
Jake Thompson	3	111	3	37
Ashton Czapiewski	5	99	1	20

DEFENSIVE LEADERS	Total Tackles	T4L/ Sacks	Int.
Marcus Biffert	63	4/0	0
Tyler Cruchet	47	12/3	
Ryan Stafford	46	8/1	0
Cade Olson-Tingelstad	42	3/0	0
Brandon Preston	30	4/1	
Owen Wiersma	23	2/0	1
Cooper Johnson	22		5
Peyton Lemar	13		6

Superintendent
Morgan Forness

Principal
Nikki Wixo

Athletic Director
Travis Lemar

Statisticians
Grace Lemar
Ellisyn Mikkelsen

Managers
Carver Kasowski
Blaise Cotton
Jack Sawicki

Camera
Tami Lemar

School Colors
Red, White and Black

School Song
Notre Dame Victory March

VELVA-DRAKE-ANAMOOSE-GARRISON AGGIES



Back Row: Coaches—Matt Weidler, Casey Kvamme, Chris Holte, Bryan Doerr, Jerimiah Jespersen, Larry Sandy, Matt Enget; Fourth Row: Ben Schepp, Kyle Volson, Brayden Selzler, Jamison Rime, Tyler Meckle, James Seil, Kyle Sandy, Payton Bodine, Tyler Holdeman, Reggie Bruner, Matt Bryant; Third Row: Anthony Biddinger, Kelson Mascol, Bradyn Bossert, Hank Bodine, Aaden Olson, Patrick Effertz, Preston Kraft, Treyton Krisor, Amarie Yellow Hammer, Gabe Lakoduk, Tay Martinez; Second Row: Mason Striha, Jayden Foss, Brody Seidler, Matt Jochim, Treyson Iglehart, Gaige Roberts, Logan Dockter, Luke Selzler, Zack Volson, Eric Martin; Front Row: Violette Sola, Alonzo Davis, Lucas Holte, Noah Werner, Anthony Belzer, Grady Crawford, Reese Steffen, Cooper Kittleson and Mason Kraft.

Opponent	Aggies	Opp.	W/L
Hazen	44	12	W
Beulah	30	19	W
DesLacs-Burlington	40	8	W
Nedrose	50	14	W
South Praire-Max	56	6	W
Kenmare-Bowbells	44	0	W
Stanley	46	7	W
Bishop Ryan	14	12	W

Opponent	Aggies	Opp.	W/L
Ray-Powers Lake	52	8	W
Post Season			
Bowman County	38	13	W
Dickinson Trinity	36	13	W
Hillsboro/Central Valley	20	12	W
Season Wins: 12			
Season Losses: 0			

VELVA-DRAKE-ANAMOOSE-GARRISON AGGIES

No.	Name	Position	Ht	Wt	Grade
10	Ben Schepp	QB-DB	6'1"	190	10
11	Eric Martin	RB-DB	5'8"	150	12
12	Treyson Iglehart	WR-DB	6'0"	161	10
14	Payton Bodine	TE-LB	6'2"	205	12
17	Preston Kraft	WR-DB	5'11"	165	12
18	Reese Steffen	WR-DB	5'8"	120	9
20	Hank Bodine	RB-LB	6'0"	205	10
21	Bradyn Bossert	RB-LB	5'9"	175	10
22	Mason Kraft	QB-DB	5'7"	134	9
24	Reggie Bruner	TE-DB	6'1"	186	10
25	Cooper Kittleson	QB-DB	5'8"	132	9
28	Violette Sola	RB-DB	5'2"	138	9
32	Kelson Mascol	RB-LB	5'11"	172	11
33	Tay Martinez	WR-LB	5'10"	162	9
34	Noah Werner	RB-LB	5'8"	154	9
35	Matt Jochim	WR-DB	5'10"	145	10
40	Brody Seidler	RB-LB	5'11"	148	9
42	Anthony Belzer	WR-DB	5'8"	142	9
45	Lucas Holte	WR-DB	5'8"	141	9
48	Alonzo Davis	WR-DB	5'10"	128	9
50	Luke Selzler	OL-LB	6'0"	181	9
52	Brayden Selzler	OL-LB	6'2"	218	12
53	Aaden Olson	OL-LB	6'0"	216	12
54	Gabe Lakoduk	OL-DL	5'11"	254	12
55	James Seil	OL-DL	6'4"	286	12
56	Tyler Holdeman	OL-DL	6'2"	201	12
58	Patrick Effertz	OL-DL	5'10"	256	11
60	Gaige Roberts	OL-DL	5'11"	250	9
62	Kyle Sandy	OL-DL	6'3"	202	12
63	Amarie Yellow Hammer	OL-DL	6'2"	174	9
65	Zack Volson	OL-DL	5'10"	208	10
67	Trayton Krisor	OL-DL	6'1"	147	9
68	Jamison Rime	OL-DL	6'2"	255	11
71	Jayden Foss	OL-DL	5'8"	168	9
72	Evan Rensch	OL-DL	5'10"	181	10
73	Anthony Biddinger	OL-DL	6'1"	163	11
75	Tyler Meckle	OL-DL	6'3"	273	11
78	Logan Dockter	OL-DL	5'9"	250	12
80	Kyle Volson	TE-LB	6'3"	170	10
81	Grady Crawford	WR-DB	5'6"	117	9
85	Matt Bryant	TE-LB	6'4"	172	9



LARRY SANDY

Larry Sandy is in his thirty-third (33) season as head coach of Velva-Garrison-Drake/Anamoose Aggies. Coach Sandy has a career record of 295-83, including thirteen region championships and nine NDHSAA State Championships. Larry holds a Bachelor of Science in Education degree (Minot State University, 1986). He currently is the athletic director, physical education and business teacher at Velva High School. He is also the head boys track and field coach.

Larry is married to Kim and has four children (Joshua, Katelyn, Jadyen and Kyle).

Assistant Coaches

Matt Weidler
Casey Kvamme
Chris Holte
Bryan Doerr
Chad Barstad
Tate Enget
Jerimiah Jespersen

VELVA-DRAKE-ANAMOOSE-GARRISON AGGIES

Team Stats [Regular Season]

Rushing yards average per game	164
Passing yards average per game	182
Points scored per game	41
Points allowed per game.....	10
Yards rushing allowed per game.....	88
Yards passing allowed per game	87

Individual Stats [Regular Season]

SCORING LEADERS	Total TDs	2-pt PATs	1-pt PATs	FGs	Total Points
Ben Schepp	15	9			108
Hank Bodine	7	5			52
Payton Bodine	11	8			82
Treyson Iglehart	10	4			68
Reggie Bruner	7	4			50
Preston Kraft	6	3			42

PASSING LEADERS	Com	Att	Yds	TDs	Int	Com %
Ben Schepp	131	190	1887	21	4	69%

RUSHING LEADERS	Carries	Rush Yds	Rush TDs	Yds/ Carry
Ben Schepp	86	580	14	7
Hank Bodine	75	432	7	6
Bradyn Bossert	54	325	2	6
Payton Bodine	17	175	5	10

RECEIVING LEADERS	Rec	Rec Yds	Rec TDs	Yds/ Rec
Treyson Iglehart	36	470	6	13
Reggie Bruner	33	513	6	16
Payton Bodine	27	472	5	17
Preston Kraft	16	257	6	16

DEFENSIVE LEADERS	Total Tackles	T4L/ Sacks	Int.
Hank Bodine	40	7.5 / 2	0
Brayden Selzler	30	11 / 2	0
Kyle Sandy	29	18 / 7.5	0
Payton Bodine	28	14 / 5	1
Ben Schepp	24	.5 / 0	3

Superintendents

Dave Schoch
Nick Klemisch
Steve Heim

Principals

Kelly Mogen
Steve Dangel
Kim Brandt

Building Ath. Director

Matt Weidler

District Ath. Director

Larry Sandy

Statistician

Mason Striha

Managers

Payton Weidler
Taiten Kvamme

Camera

Kim Sandy
Kylene Kraft

Cheer Advisor

Chanelle Ratajczyk
Tara Cooper

School Colors

Blue & Gold

School Song

Hail to the Varsity



Back Row: Kali Ratajczyk, Brynlee Borud, Kaydra Schmitcke, Nevaeh Espinoza, Barrett Myre, Raelynn Maki, Anna Holte; Front Row: Morgen Weigel, Rachel Goodman, Mya Davis, Emersyn Getchell, Alyssah Torno and Audrina Ratajczyk.

EXPERIENCE *North of Normal*

Fargo is an unconventional place. Enjoy events nearly every day of the week, Mario-themed murals, the world's largest Dilly Bar, and of course, the nicest people you've ever met. Experience north. North of Normal.

FARGO
MOORHEAD | WEST FARGO



2022 11-Man A State Playoff Bracket

Quarterfinals

Semifinals

Final

November 11
at FARGODOME

G1: 10/28 7:00pm | Fargo South HS

#1 Fargo South HS	38
#8 Dickinson	12

G5: 11/04 6:30pm | Fargo South HS

#1 Fargo South HS	7
#5 Fargo North HS	26

G2: 10/28 7:00pm | Valley City

#4 Valley City	28
#5 Fargo North HS	30

G3: 10/28 7:00pm | University of Jamestown

#2 Jamestown	49
#7 Grand Forks Central	20

G6: 11/04 7:00pm | University of Jamestown

#2 Jamestown	27
#3 Grand Forks Red River	13

G4: 10/28 7:00pm | Cushman Field

#3 Grand Forks Red River	40
#6 Wahpeton High School	7

All games shown in local time

G7: 11/11 3:00pm | Fargodome

#5 Fargo North HS
#2 Jamestown

FARGO NORTH SPARTANS



Back Row: Coaches Shane Perkins, Mike Boutain, TJ Draeger, Paul Zens, Kris Dougherty. Not Pictured: Mike Jones, Jonas Cole, Braden Markey; Seventh Row: Managers Ahna Haugo and Maryn Schneider, Coaches Joe Boutain, Jake Maki, Brent Miller, Troy Peterson, Jason Copley, Adam Roland, Jerry Schneider, Managers Aubrey King and JaVayla Vondal-Gayden; Sixth Row: Ethan Welk, Trey Knoke, Finn Lynch, Noah Riley, Peter Davis, Joe Rose, Carter Zeller, Welcome Muhoza, Bjorn Kielty, Harper Schultz, Jackson Heggeness, Sawyer Scheer; Fifth Row: Jim Miller, Peder Haugo, Xzavier Buckmiller, Parker Sparrow, David Shilling, Owen Behm, Reece Carlson, Zephaniah Tago, Jeremiah Sem, Luke Nowicki, Brayden Weninger; Fourth Row: Ethan Olheiser, Blake Wanner, Sam Fritel, Max Watson, Ethan Latterner, Henry Devitt, Rowan Johnson, Parker Dosch, Joe Bjorkman, Caysen Hemstad, Clay Koenig, Carson Hannestad; Third Row: Emmanuel Forjolo, Jordan Zander, Peyton Trogstad, Carter Berg, Zach Christeson, Kayden Rasmussen, Casey Erovick, Dustin Kiehl, Aaron Lindberg, Sam Adams-Vandal, Kaeson Dick; Second Row: Ismael Jaquez, Chris Geske, Brody Fossen, Gus Maughan, Noah Abrahamson, Ayaad Salim, Carter Gephart, Levi Syverson-Ness, Ben Wegner, Kiefer Martin; Front Row: Brad Kehoe, Tanner Kiland, James Sellu, Fred Anderson, Owen Messner, Kyler Entzi, Jacob Hughes, John Williams, Adam Jarski, Jack Miller and Isaiah Schoepp.

Opponent	Spartans	Opp.	W/L
WF Horace	56	7	W
GF Central	35	12	W
Wahpeton	40	0	W
Bismarck St. Mary's	38	28	W
Fargo South	14	17	L
GF Red River	6	38	L
Devils Lake	45	23	W
WF High	28	42	L

Opponent	Spartans	Opp.	W/L
Jamestown	21	49	L
Post Season			
Valley City	30	28	W
Fargo South	26	7	W
Season Wins: 7			
Season Losses: 4			

FARGO NORTH SPARTANS

No.	Name	Position	Ht	Wt	Grade
3	Dustin Kiehl	WR/LB	5'10"	150	10
4	David Shilling	WR/DB	6'2"	180	11
5	Carson Hannestad	WR/DB	5'10"	150	11
6	Peyton Trostad	WR/DB	5'10"	155	11
7	Ethan Welk	QB/DB	6'	140	11
8	Jeremiah Sem	WR/DB	6'	160	11
10	Parker Dosch	WR/DB	5'11"	150	11
11	Sam Adams-Vandal	WR/DB	5'9"	160	11
12	Clay Koenig	QB/DB	5'10"	140	10
13	Owen Behm	QB/DB	6'2"	185	11
14	Trey Knoke	WR/DB	6'3"	160	10
15	Kayden Rasmussen	QB/LB	5'11"	155	10
16	Parker Sparrow	WR/DB	6'1"	165	12
17	Levi Syverson-Ness	WR/DB	5'6"	173	12
18	Chris Geske	WR/DB	5'7"	155	10
19	Reece Carlson	WR/DB	6'1"	170	10
20	Max Watson	K	5'11"	155	11
21	Elijah Kweku	RB/DB	5'10"	165	10
22	John Williams	RB/LB	5'8"	195	12
23	Bjorn Kielty	WR/DB	6'3"	170	11
24	Carter Berg	WR/LB	5'9"	140	12
25	Gus Maughan	RB/LB	5'7"	170	11
26	Joe Bjorkman	RB/LB	5'11"	180	11
27	Jonas Cole	RB/LB	5'11"	150	12
30	Sam Fritel	WR/LB	5'11"	175	11
31	Tanner Kiland	RB/DB	5'8"	150	10
32	Ethan Latterner	RB/LB	5'11"	175	12
33	Kiefer Martin	RB/LB	5'7"	160	10
34	Ben Wegner	RB/LB	5'7"	145	10
36	Peder Haugo	RB/LB	6'1"	200	11
37	Finn Lynch	TE/LB	6'3"	185	12
40	Jim Miller	RB/LB	5'11"	205	11
41	Blake Wanner	RB/LB	5'10"	155	12
44	Zachary Christeson	TE/LB	5'10"	150	10
45	Billy Ward	RB/LB	6'0"	200	9
47	Aaron Lindberg	RB/LB	5'10"	170	11
50	Carter Gephart	OL/LB	5'7"	145	10
51	Jacob Hughes	OL/DL	5'9"	220	12
54	Ethan Olheiser	OL/LB	5'10"	180	10
55	Jack Miller	OL/DL	5'4"	220	10
57	Peter Davis	OL/DL	6'4"	295	11
58	Fred Anderson	OL/DL	5'8"	220	11
59	Adam Jarski	OL/DL	5'9"	235	12
60	Brayden Weninger	OL/DL	6'1"	175	10
61	Kaeson Dick	OL/DL	5'10"	205	11
62	Owen Messner	OL/DL	5'9"	220	11
63	Jordan Zander	OL/DL	5'9"	220	11
65	Xzavier Buckmiller	OL/DL	6'	220	11
66	Brody Fossen	OL/DL	5'6"	200	10
67	Mike Jones	OL/DL	6'2"	245	12
68	Brad Kehoe	OL/LB	5'8"	180	11
71	Isaiah Schoepp	OL/DL	5'6"	185	10
72	Zephaniah Tago	OL/DL	6'1"	220	10
73	Jackson Heggeness	OL/DL	6'2"	215	11
74	Rowan Johnson	OL/DL	5'11"	205	12
76	Noah Riley	OL/DL	6'3"	230	11
77	Noah Abrahamson	OL/DL	5'8"	230	11
78	Caysen Hemstad	OL/DL	5'11"	225	10
82	Harper Schultz	TE/LB	6'2"	180	10
83	Henry Devitt	TE/DL	5'11"	165	10
84	Luke Nowicki	TE/LB	6'	155	11
86	Sawyer Scheer	TE/LB	6'	195	11
87	Joe Rose	TE/DL	6'3"	225	11
88	Carter Zeller	TE/DL	6'4"	215	11
89	Casey Erovick	TE/LB	5'10"	150	11



ADAM ROLAND

Adam Roland is in his ninth season as head coach of the Fargo North Spartans, after spending the previous three as an assistant coach. Coach Roland has a career record of 35-52, including one region championship. Adam holds a Bachelor of Science in University Studies (University of North Dakota, 2005), a Bachelor of Science in Science Biology/Education (Mayville State) and currently teaches biology, anatomy and physiology at Fargo North High School.

Adam is married to Julia and has one child (Olivia).

Assistant Coaches

Brent Miller
 Jerry Schneider
 Troy Peterson
 Jake Maki
 Paul Zens
 Jason Copley
 TJ Draeger
 Scott Thomas
 Kris Dougherty
 Mike Boutain
 Joe Boutain

FARGO NORTH SPARTANS

Team Stats [Regular Season]

Rushing yards average per game	238.4
Passing yards average per game	119.3
Points scored per game	31.3
Points allowed per game.....	24.4
Yards rushing allowed per game.....	125.4
Yards passing allowed per game	172.9

Individual Stats [Regular Season]

SCORING LEADERS	Total TDs	2-pt PATs	1-pt PATs	FGs	Total Points
Peder Haugo	23				138
Max Watson			38	3	47
Jeremiah Sem	7				42
John Williams	4				24
Jim Miller	3				18

PASSING LEADERS	Com	Att	Yds	TDs	Int	Com %
Ethan Welk	84	169	1151	14	6	50%
Kayden Rasmussen	6	8	42	0	0	75%

RUSHING LEADERS	Carries	Rush Yds	Rush TDs	Yds/ Carry
Peder Haugo	166	1141	22	7
John Williams	69	508	4	7
Ethan Welk	60	448	0	7
Jim Miller	31	148	1	5

RECEIVING LEADERS	Rec	Rec Yds	Rec TDs	Yds/ Rec
Jeremiah Sem	37	531	7	14
Carter Zeller	12	221	1	18
Jim Miller	17	147	2	9
Peder Haugo	5	46	1	9

DEFENSIVE LEADERS	Total Tackles	T4L/ Sacks	Int.
Gus Maughan	50.5	4/1	0
Sam Fritel	48.5	4.5/1	0
Ethan Latterner	45.5	8/1.5	0
Peder Haugo	36	12/4.5	1
Parker Dosch	29	0/0	0
Adam Jarski	23	4.5/2	0

Superintendent

Dr. Rupak Gandhi

Principal

Travis Christensen

Assistant Principals

Dr. Amanda Quintus

Joshua Andres

Activity Coordinator

Dan Shultis

District Activity Director

Todd Olson

Statisticians

Brant Baarstad

Taylor Savageau

Managers

Nora Fluge

Ahna Haugo

Aubrey King

Maryn Schneider

JaVayla Vondal-Gayden

Sports Medicine

Jon Darling, ATC

Jordan Wolf, ATC

Cheer Advisor

Leah Ness

School Colors

Navy Blue and Gold

School Song

Go U Northwestern



Back Row: Alyssia Welch, MaryAnn Baumer, Aaralyn Morse, Leo Stordahl; Middle Row: Sydney Herbold, Abigail Olson, Salamatu Urugbezi, Nosgenae Holmes; Front Row: Olivia Bennett, KayLeigh Kalis, Brianna Jaquez, Leann Corbett, Ellianna Nelson; Not pictured: Alexa Anguiano Navarro and Hailey Lendobeja.

JAMESTOWN BLUE JAYS



Back Row: Vaughn Romsdal, Jake Moser, Brodie Scott, Thomas Newman, Levi Trevithick, Josh Dickerman, Jackson Jarrett, Ryan Kallenbach, Noah Meissner, Kaden Kiem; Fourth Row: Louis Kjellberg, Isaac Duven, Josh Robertson, Eric Chea, Xander Netolicky, Asher Williams, Sara Sletto, Damien Cross, Caden Michaelson, Sam Mayhair, Ray Vasquez, Isaac Webster; Third Row: Malakai Robinson, Lucas Mimong, Bo Nelson, Tyson Jorissen, Eric Levin, Connor Ede, Jack Van Berkomp, Sam Ulrich, Colin Conway, James Horgan, Gage Freberg; Second Row: Payton Hochhalter, Preston Gall, Jackson Walters, Aiden Heinle, Andrew Walz, Kellen Lange, Aden Braun, Sam Schlepuetz, Colton Mewes, Tuyikeze Faustin, Ethan Gall, Kristen Spanier, Grady Joseph; Front Row: Taylor Bredeson, Lucas Schlepuetz, Ayden Fosse, Kelan Harstad, Jacoby Traut, Jackson Steele, Max Rittenbach, Derek Hatlewick, Caleb Schiele, Kadin Snow, Mack Allmaras, Isaac Williams and Dezyon Butler.

Opponent	Blue Jays	Opp.	W/L
Grand Forks Red River	28	12	W
Turtle Mountain	56	12	W
Grand Forks Central	42	28	W
Watford City	47	0	W
Wahpeton	13	14	L
Dickinson	33	8	W
Valley City	6	34	L
West Fargo Horace	46	12	W

Opponent	Blue Jays	Opp.	W/L
Fargo North	49	21	W
Post Season			
Grand Forks Central	49	20	W
Grand Forks Red River	27	13	W
Season Wins: 9			
Season Losses: 2			

No.	Name	Position	Ht	Wt	Grade
1	Andrew Walz	WR/DB	6'0	175	12
2	Sara Sletto	K/WR	5'4	125	11
3	Payton Hochhalter	QB/DB	6'2	195	12
5	Caden Michaelson	TE/LB	5'11	180	11
6	Ray Vasquez	WR/DB	5'11	150	11
7	Dererk Hatlewick	WR/DB	5'11	135	10
8	Isaac Webster	WR/DB	5'10	155	11
9	Louis Kjellberg	QB/DB	5'10	155	11
10	Asher Williams	WR/DB	5'9	155	11
11	Colton Mewes	TE/LB	5'9	175	12
12	Thomas Newman	QB/LB	6'3	170	10
13	Preston Gall	TE/LB	6'3	195	12
14	James Horgan	TE/LB	6'2	175	11
15	Jackson Steele	WR/DB	5'10	140	10
16	Isaac Duven	WR/DB	5'10	145	11
17	Ryan Kallenbach	QB/DB	6'0	160	10
19	Tyson Jorissen	WR/DB	5'9	155	11
20	Faustin Tuyikeze	WR/DB	6'2	175	12
22	Lucas Schlepuetz	WR/DB	5'7	145	10
23	Jackson Walters	WR/LB	6'1	185	12
24	Aden Braun	RB/DB	5'8	155	12
25	Noah Meissner	WR/DB	6'0	165	10
26	Caleb Schiele	WR/DB	5'10	135	10
27	Sam Schlepuetz	WR/DB	5'8	165	12
28	Max Rittenbach	TE/LB	5'11	165	10
29	Liam Frey	RB/LB	5'11	150	9
30	Xander Netolicky	RB/LB	5'11	175	11
31	Elijah Dean-Scott	RB/LB	5'10	160	11
33	Kelan Harstad	RB/LB	5'10	160	10
34	Josh Robertson	RB/LB	5'8	200	11
36	Mack Allmaras	WR/DB	5'11	145	10
37	Sam Mayhair	RB/LB	5'11	175	11
45	Brodie Scott	TE/DB	6'2	150	10
48	Jacoby Traut	RB/LB	5'11	175	10
50	Josh Dickerman	OL/DL	6'1	185	10
51	Ayden Fosse	OL/DL	5'10	185	10
52	Bo Nelson	OL/DL	6'0	230	11
53	Aiden Heinle	OL/LB	5'9	165	12
54	Jack VanBerkom	OL/DL	6'6	220	11
55	Damien Cross	OL/DL	5'8	185	11
56	Dezyon Butler	OL/LB	5'11	185	10
57	Malakai Robinson	OL/DL	6'2	310	11
58	Gage Freberg	OL/DL	6'2	255	11
59	Ethan Gall	OL/DL	6'2	220	12
60	Kellen Lange	OL/DL	6'0	230	11
61	Taylor Bredeson	OL/LB	5'10	180	10
62	Jake Moser	OL/DL	6'2	225	10
64	Sam Ulrich	OL/DL	6'3	190	11
66	Vaughn Romsdal	OL/LB	6'0	205	10
68	Connor Ede	OL/DL	6'6	225	11
74	Eric Levin	OL/DL	6'4	215	11
75	Lucas Mimong	OL/DL	5'11	245	11
76	Isaac Williams	OL/DL	5'11	220	10
77	Levi Trevithick	OL/DL	6'3	255	10
78	Colin Conway	OL/DL	6'2	245	11
79	Cody Berreth	OL/DL	6'1	175	9
80	Ryan Levin	OL/DL	6'3	170	9
81	Jackson Jarrett	WR/DB	6'1	180	10
83	Nate Walz	WR/DB	6'1	160	10
84	Cephy Saylor	WR/DB	5'8	145	9
87	Kaden Keim	WR/DB	6'0	140	10
88	Jackson Rose	TE/DL	6'5	200	11



BILL NELSON

Bill Nelson is in his eighth season as head coach of the Jamestown Blue Jays, after spending the previous five as an assistant coach. Coach Nelson has a career record of 40-36, including two region championships and one NDHSAA State Championship. Bill holds an Associate of Arts degree (North Dakota State College of Science, 1995), Bachelor of Science degree (Minnesota State University Moorhead, 1998) and a Masters in Sports and Recreation Management (North Dakota State University, 2010). He currently teaches physical education at Jamestown High.

Bill is married to Stephanie and has two children (Will and Bo).

Assistant Coaches

Shawn Frank
Thomas Maus
Phil Kroeber
Marty Hochhalter
Tyler Schrenk
Jared Schwanz
Matt Stockert
Shawn Jenner
Levi Hirschhorn
Lennie Steinmetz
Alex Breitbach

JAMESTOWN BLUE JAYS

Team Stats [Regular Season]

Rushing yards average per game 140
Passing yards average per game 211.6
Points scored per game 36.9

Points allowed per game..... 16.1
Yards rushing allowed per game..... 93.6
Yards passing allowed per game 155

Individual Stats [Regular Season]

SCORING LEADERS	Total TDs	2-pt PATs	1-pt PATs	FGs	Total Points
Payton Hochhalter	35				210
Jackson Walters	12				72
Aden Braun	9				54
Preston Gall	6				36
Nate Walz	6				36
Sara Sletto			33		33

PASSING LEADERS	Com	Att	Yds	TDs	Int	Com %
Payton Hochhalter	123	226	2077	29	6	54%

RUSHING LEADERS	Carries	Rush Yds	Rush TDs	Yds/ Carry
Josh Robertson	95	455	5	5
Aden Braun	65	396	7	6
Payton Hochhalter	68	295		4

RECEIVING LEADERS	Rec	Rec Yds	Rec TDs	Yds/ Rec
Jackson Walters	35	759	12	22
Tyson Jorissen	29	354	4	12
Preston Gall	27	461	6	17
Nate Walz	14	298	5	21
Aden Braun	9	94	2	10

DEFENSIVE LEADERS	Total Tackles	T4L/ Sacks	Int.
Jackson Walters	85	7/2	0
Colton Mewes	59	11/2	1
Preston Gall	47	9/5	0
Ethan Gall	37	16/5	0
Nate Walz	25	6/0	5

Superintendent

Dr. Rob Lech

Athletic Director

Jim Roaldson

Managers

Grady Joseph
Kristin Spanier
Trinity Cross

School Colors

Blue & White

Principal

Adam Gehlhar

Athletic Trainer

Nolan Love

School Song

Blue Jay Booster

Assistant Principal

John Conway
Darby Heinert

Camera

Eathan Gumke

Element Fargo

Space to live your life



Maintain balance at Element Fargo

Whether you're in town for a quick visit or settling in for a longer stay, Element Fargo provides you with everything you need to make it a place of your own - free daily Rise breakfast bar, complimentary WiFi, fully-equipped kitchens, room types for families of all sizes, indoor saline pool, oversized hot tub, bikes to borrow, and more.

Book now at elementfargo.com or call 701 478 5333

Natural Light. Open Spaces. Healthy Options.

Spacious guest rooms, free WiFi.

Signature Heavenly Bed, spa-inspired bathrooms.

Fully-equipped kitchens.

State-of-the-art fitness center, pool and bikes to borrow.

Complimentary full breakfast and evening reception.

Sustainable design and eco-friendly practices.

Element Fargo 925 19th Avenue East, West Fargo, ND 58078

elementfargo.com | **701 478 5333**

©2019 Marriott International, Inc. All Rights Reserved. All names, marks and logos are the trademarks of Marriott International, Inc., or its affiliates.

**MARRIOTT
BONVOY**

2022 11-Man AA State Playoff Bracket

Quarterfinals

Semifinals

Final

November 11
at FARGODOME

G1: 10/28 6:30pm | West Fargo Sheyenne

#1 West Fargo Sheyenne HS	8
#8 Bismarck Century HS	27

G2: 10/28 6:30pm | Bismarck Community Bowl

#4 Bismarck Legacy HS	7
#5 Fargo Davies HS	35

G3: 10/28 7:00pm | Starion Sports Complex

#2 Mandan HS	34
#7 West Fargo HS	18

G4: 10/28 6:00pm | Sid Cichy Stadium

#3 Shanley HS	42
#6 Minot HS	14

G5: 11/04 6:30pm | Fargo Davies

#8 Bismarck Century HS	12
#5 Fargo Davies HS	0

G6: 11/04 6:30pm | Starion Sports Complex

#2 Mandan HS	27
#3 Shanley HS	38

G7: 11/11 6:40pm | Fargodome

#8 Bismarck Century HS
#3 Shanley HS

All games shown in local time

BISMARCK CENTURY PATRIOTS



Back Row: Coaches: Luke Little, Clay Brosz, Tim Fletcher, Steve Feeney, Logan Schaeffer, Cory Volk, Rod Breitbach, Ron Wingenbach; Fifth Row: Ben Roehrich, Daniel Walker, Jacob Burckhard, Ajura Spears, Tanner Harvey, Kolter Simon, Joel Edland, Cyan Sorenson, Adam Vigness, Tate Erickson, Rivers Martin, Nate Canright, Austin Smith, Kaden Hoffman; Fourth Row: Landry Wesson, Chris Mock, Ole Taylor, Jacob Haugen, Jaxson Walz, Brodie Gerhardt, Tanner Auck, Jaxon Birst, Drew Nodland, L'Marian Jordan, Fernando Arredondo, Dylan Bahm, Evan Schmit, Dawson Kraft; Third Row: Landon Haugen, Gil Sheldon, Ethan Thomas, Grant Kane, Kyler Palczweski, Austin Klein, Brayden Brosz, Graham Tollefson, Kayne Nelson, Tyler Birst, Cole Radenz, Grant Carlson, Blake Knaup, Roman Faraci, Bryce Lasher, Zander Klein; Second Row: Nevan Bauer, Matt Harris, Aiden Johnson, Ryan Landenberger, Oliver Jensen, Landyn Hauser, Mason Riegel, Jerys Burckhard, Jaylen Tarp, Syllas Jackson, Aidan Kaufman, Gunnar Johansen, Landon Burke, Evan Anderson, Kyan Barth, Christian Jangula; Front Row: Alaina Volk, Auggie Gillis, Malachi Nyame, Fynn Gullicks, Michael Twardoski, Gavin Lill, Carter Krueger, Ryan Brynjolfson, Peyton Arndt, Preston Zimmerman, Blake Ersland, Connor Evanson, Riley Stair, Cash Weisenberger, Parker Neis and Cadance Fennewald.

Opponent	Patriots	Opp.	W/L
West Fargo	6	7	L
Mandan	13	30	L
Sheyenne	14	41	L
Minot	12	19	L
Shanley	7	14	L
Williston	34	7	W
Legacy	20	0	W
Davies	20	35	L

Opponent	Patriots	Opp.	W/L
Bismarck	23	0	W
Post Season			
Sheyenne	27	8	W
Davies	12	0	W
Season Wins: 5			
Season Losses: 6			

BISMARCK CENTURY PATRIOTS

No.	Name	Position	Ht	Wt	Grade
1	Parker Neis	QB-DB	6'0"	175	12
2	Ryan Brynjolfson	WR-DB	6'1"	180	12
3	Tanner Auck	WR-DB	6'1"	165	12
4	Adam Vigness	WR-LB	6'2"	175	12
5	Brayden Brosz	WR-DB	6'1"	175	12
6	Mike Twardoski	WR-DB	5'10"	185	11
7	Tyler Birst	WR-LB	5'11"	175	12
8	Tate Erickson	TE-DE	6'2"	200	12
9	Gavin Lill	RB-DB	5'11"	175	11
10	Kyan Barth	QB-LB	6'2"	200	12
11	Drew Nodland	QB-DB	6'1"	165	11
12	Zach Brackin	WR-DB	6'3"	160	12
14	Mason Riegel	TE-LB	5'11"	205	12
15	Blake Ersland	RB-LB	5'9"	195	12
17	Aiden Johnson	WR-DB	5'11"	150	10
18	Rivers Martin	WR-DB	6'1"	160	11
20	Oliver Jensen	WR-LB	5'10"	175	11
21	Jaxon Birst	WR-LB	6'1"	175	11
22	Peyton Arndt	RB-LB	5'11"	185	12
23	Cole Radenz	DL	6'0"	180	12
24	Cash Weisenberger	RB-LB	5'8"	180	10
25	Jerys Burckhard	RB-LB	5'10"	170	10
26	Grant Kane	WR-DB	5'8"	155	11
27	Aidan Kaufman	WR-DB	5'9"	140	11
29	Landyn Hauser	WR-LB	5'9"	165	11
30	Connor Evanson	RB-LB	5'9"	175	12
34	Kayne Nelson	RB-LB	5'10"	170	11
35	Landry Wesson	RB-LB	6'0"	180	10
37	Kyler Palczewski	RB-LB	5'9"	160	11
39	Christian Jangula	K	6'0"	175	11
40	Carter Krueger	RB-LB	5'9"	190	12
42	Graham Tollefson	RB-LB	5'9"	160	11
44	Preston Zimmerman	RB-LB	5'10	215	11
45	Darion Bitz	RB-LB	6'0"	185	10
46	Ole Taylor	TE-DL	6'0"	195	10
47	Ryan Landenberger	WR-DB	5'7"	135	11
50	Jaxson Walz	OL-LB	6'0"	205	12
52	Grant Carlson	OL-LB	5'10"	185	11
53	Evan Anderson	OL-DL	5'8"	225	11
54	Austin Smith	OL-DL	6'0"	245	11
57	Brodie Gerhardt	OL-DL	6'0"	190	10
60	Roman Faraci	OL-DL	5'10	240	11
61	Dylan Bahm	OL-DL	6'1"	230	12
62	Daniel Walker	OL-DL	6'1"	220	12
64	Melchizedek Nyame	OL-DL	5'8"	230	12
66	Blake Knaup	OL-DL	6'1"	190	12
67	Evan Schmit	OL-DL	6'0"	230	11
69	Lykken Parlett	OL-DL	5'8"	230	12
70	Tanner Harvey	OL-DL	6'2"	290	12
71	Braxton Dahl	OL-DL	6'1"	220	9
73	Dawson Kraft	OL-DL	6'1"	245	11
74	Nate Canright	OL-DL	6'1"	190	12
76	Joel Edland	OL-DL	6'5"	255	12
78	Jacob Burckhard	OL-DL	6'2"	285	12
83	Matthew Harris	WR-DB	5'11"	165	12
84	William Ware	WR	6'5"	180	12
87	Kolter Simon	WR-DB	6'3"	175	10
88	Cyan Sorenson	TE-DL	6'2"	170	12
90	Fernando Arredondo	TE-DL	6'2"	200	12
96	Parker Sagsveen	Punter	5'11"	205	12



RON WINGENBACH

Ron Wingenbach is in his thirty-third (33) season as head coach of the Bismarck Century Patriots. Coach Wingenbach has a career record of 260-145, including nine region championships and five NDHSAA State Championships. Ron holds a Bachelor of Science degree in Math with a minor in physical education and drivers education (Dickinson State University, 1984). He also obtained his Masters in Educational Leadership from the University of North Dakota (2004) and is currently a math teacher at Century High.

Ron is married to Mary, has three children (Nicole, Kenyon and Kameron) and four grandchildren.

Assistant Coaches

Tim Fletcher	
Brad Townsend	
Kent Schweigert	
Steve Feeney	
Cory Volk	Logan Schaffer
Rod Breitbach	Justin Miller
Luke Little	Brennan Doan
Clay Brosz	Dan Murphy
Seth Braun	Kevin Vanderpan

BISMARCK CENTURY PATRIOTS

Team Stats [Regular Season]

Rushing yards average per game	111
Passing yards average per game	124
Points scored per game	17.6
Points allowed per game.....	16.1
Yards rushing allowed per game.....	137
Yards passing allowed per game	134

Individual Stats [Regular Season]

SCORING LEADERS	Total TDs	2-pt PATs	1-pt PATs	FGs	Total Points
Peyton Arndt	8				48
Gavin Lill	6				36
Kyan Barth	5				30
Ryan Brynjolfson	4				24

PASSING LEADERS	Com	Att	Yds	TDs	Int	Com %
Kyan Barth	91	199	1224	7	6	46%

RUSHING LEADERS	Carries	Rush Yds	Rush TDs	Yds/ Carry
Peyton Arndt	158	674	8	4
Gavin Lill	36	197	2	5

RECEIVING LEADERS	Rec	Rec Yds	Rec TDs	Yds/ Rec
Ryan Brynjolfson	27	513	3	19
Gavin Lill	18	216	3	12
Michael Twardoski	9	95	0	11
William Ware	11	94	2	9

DEFENSIVE LEADERS	Total Tackles	T4L/ Sacks	Int.
Mason Riegel	96		1
Jacob Burckhard	73		0
Jaxson Walz	69		0
Brayden Brosz	59		0
Joel Edland	56		0
Tyler Birst	55		1

Superintendent

Dr. Jason Hornbacher

Principal

Steve Madler

Building Athletic Director

Ben Lervick

District Athletic Director

Dave Zittleman

Statisticians

Alaina Volk

Cadance Fennewald

Camera

Kevin Gabbert

Cheer Advisors

Tammy Duursma

Meagan Schmitz

Paige Berglund

School Colors

Red, White, Blue

School Song

Century School Song



Mayce Chartraw, Kennedy Hamilton, Brooklyn Berger, Clara Ginther, Tia Newman, Sabina Sanchez, Sky Ayers, Kaitlyn DelaBarre, Alyssa Eckroth and Lexi Klein.

SHANLEY DEACONS



Back Row: Coach Rustad, Coach Emanuel, Coach Ahlers, Coach Webber, Coach Boyle, Coach Vadnais, Coach Mattern, Coach Molden, Coach Thiel, Coach Hanzal, Coach Carlquist, Coach Sargent, Coach Busek, Coach Prisinzano; Fourth Row: Mgr. Emilia Bowden, Mgr. Lucia Ferguson, Mgr. Elizabeth Visser, Joey Lepine, Grayson Geigle, Kaden Geigle, Isaac Madsen, Joey Jaeger, Jax Mattern, John Eaton, Chad Pollock, Zander Anas, Mgr. Lakin Geigle, Mgr. Taylor Clasen; Third Row: David Hollcraft, Austin Flieth, Henry Richard, Carson Johnson, Justin Ajeo, Landon Mitchell, Jake Kraft, Matthew Berg, Brysen Bloch, Nick Kuehl, Landon Howe, Nick Anderson, Shawn Kotrba, Derek Boehm, Carson Busek, Gabe Danduran, Kaden Binek; Second Row: Hugo Hoffman, Max Sornsin, Joe Flaherty, Landon Meier, Isaac Butler, Joey Dukart, Kaden Christmann, Jordan Leininger, Cam Ahlers, Isaac Perkerewicz, Jack Haldis, Sam Ovsak, Carter Mitchell, Fischer Hannesson, Ian DeVine, Joshua Lefor, Tyler Wiese; Front Row: Brian Schaan, Damon Hospidales, Aden Melander, Will Mehus, Gavin Veum, Vuciri Hakim, Gabe Walker, Conner Kraft, Luke Warner, Ethan Nierode, Michael Rostberg, Luke Rogen, Luke Hollcraft, Holden Deutsch, Adam Leininger, Dylan Carlquist, Will Hankel and Jackson Nierode. Not Pictured: Coach Fahrman, Mgr. Emily Gietzen, Drew Kadrmas, Stephen Silverman and Will Sweeney.

Opponent	Deacons	Opp.	W/L
Bismarck High	40	18	W
WF High	41	35	W
Fargo South	49	0	W
WF Sheyenne	13	35	L
Bismarck Century	14	7	W
Bismarck Legacy	28	16	W
Fargo Davies	42	35	W
Mandan	21	28	L

Opponent	Deacons	Opp.	W/L
Bismarck St. Mary's	70	14	W
Post Season			
Minot High	42	14	W
Mandan	38	27	W
Season Wins: 9			
Season Losses: 2			

No.	Name	Position	Ht	Wt	Grade
1	Vucuri Hakim	WR/DB	6'5	200	12
2	Kaden Christmann	WR/DB	6'0	190	11
3	Joe Flaherty	WR/DB	5'10	165	11
4	Joey Jaeger	WR/DB	5'8	165	10
5	Landon Meier	QB/DB	5'11	185	11
6	David Hollcraft	WR/DB	5'8	145	10
7	Isaac Perkerewicz	RB/LB	6'0	195	11
8	Ian DeVine	WR/DB	5'10	185	11
9	Landon Mitchell	WR/LB	5'8	165	9
10	Jax Mattern	QB/DB	5'6	150	9
11	Luke Hollcraft*	TE/DE	6'2	200	12
12	Brian Schaan	WR/DE	6'0	190	11
13	Matthew Berg	K	5'11	155	11
14	Jordan Leininger	WR/LB	6'1	200	11
15	John Eaton	WR/LB	5'5	135	9
16	Kaden Binek	WR/DB	5'9	160	11
17	Michael Rostberg*	QB	6'4	210	12
18	Carson Busek	QB/DB	5'11	175	10
19	Joey Dukart*	WR/DB	5'11	185	12
20	Derek Boehm	WR/LB	5'9	155	9
21	Jake Kraft	WR/DB	5'11	145	9
22	Sam Ovsak	WR/DB	5'11	170	11
23	Jackson Nierode	WR/DB	6'1	150	10
24	Carson Johnson	WR/DB	5'10	170	11
25	Fisher Hannesson	WR/DB	5'11	165	11
26	Kobe Siemers	WR/DB	5'7"	140	9
27	Landon Howe	WR/DB	5'10	130	9
28	Gabe Danduran	RB/LB	5'8	165	10
29	Jack Haldis*	RB/LB	6'0	200	12
30	Grayson Geigle	WR/DB	5'7	155	12
31	Boden Meier	WR/DE	6'2"	190	11
32	Holden Deutsch	WR/LB	6'3	190	10
33	Chad Pollock	RB/LB	5'6	155	10
34	Adam Leininger	RB/LB	6'1	220	11
35	Will Sweeney	RB/LB	6'1	185	12
36	Henry Richard	RB/LB	5'9	155	10
38	Luke Motteberg	WR/DB	6'1	170	9
39	Drew Kadrmas	WR/DB	5'10	155	10
40	Kaden Geigle	WR/LB	5'8	165	10
42	Austin Flieth	WR/DB	5'8	150	11
44	Cam Ahlers	RB/DE	6'0	210	11
50	Ethan Nierode	OL/DL	6'5	180	10
52	Max Sornsin	OL/LB	6'0	190	10
54	Tyler Wiese	OL/DL	5'8	180	10
55	Damon Hospidales	OL/DL	6'1	250	12
56	Will Mehus*	OL/DE	6'2	230	12
57	Zander Anas	OL/DL	5'5	165	9
58	Joey Lepine	OL/DL	5'6	160	9
60	Isaac Butler	OL/DL	6'0	250	11
62	Shawn Kotbra	OL/DE	5'10	185	9
64	Carter Mitchell	OL/DL	6'0	250	11
65	Will Hankel	OL/DE	6'0	165	10
66	Dylan Carlquist*	OL/DL	6'1	255	12
67	Luke Warner	OL/DL	6'8	225	10
68	Isaac Madsen	OL/DL	5'8	220	9
70	Gabe Walker	OL/DL	6'5	195	10
71	Hugo Hoffmann	OL/DL	5'11	220	10
72	Aden Melander	OL/DL	6'1	255	12
73	Joshua Lefor	OL/DL	5'11	210	10
74	Nick Anderson	OL/DL	5'9	240	9
75	Gavin Veum	OL/DE	6'3	225	9
76	Luke Rogen	OL/DL	6'3	260	11
77	Nick Kuehl	OL/DL	5'11	265	11
78	Brysen Bloch	OL/DL	5'11	220	10
79	CJ Johnson	OL/DL	6'0"	280	9
80	Justin Ajeo	WR/DL	5'10	155	10
81	Conner Kraft	WR/DE	6'8	210	12



TROY MATTERN

Troy Mattern is in his sixth season as head coach of the Shanley Deacons. Coach Mattern has a career record of 104-35, including six region championships and three NDHSAA State Championships. Troy holds a Bachelor of Science in Education degree (University of North Dakota, 1999), a Master of Education Administration degree (Winona State, 2004) and is currently the Vice President at Heritage Homes.

Troy is married to Jamie and has four children (Cooper, Lydia, Jax and Ily).

Assistant Coaches

Anthony Carlquist
 Todd Molden
 Chris Prinszano
 Luke Rustad
 Wayne Sargent
 Patrick Thiel
 Jordan Vadnais
 Stefan Webber
 Chris Ahlers
 Cade Busek
 Kyle Emanuel
 Drew Fahrman
 Peyton Hanzal
 Brady Boyle

SHANLEY DEACONS

Team Stats [Regular Season]

Rushing yards average per game	83
Passing yards average per game	256
Points scored per game	38
Points allowed per game.....	20
Yards rushing allowed per game.....	128
Yards passing allowed per game	129

Individual Stats [Regular Season]

SCORING LEADERS	Total TDs	2-pt PATs	1-pt PATs	FGs	Total Points
Adam Leininger	9	1	22		78
Vucuri Hakim	9				54
Sam Ovsak	9				54
Conner Kraft	6	3			42

PASSING LEADERS	Com	Att	Yds	TDs	Int	Com %
Michael Rostberg	209	361	2708	31	8	58%

RUSHING LEADERS	Carries	Rush Yds	Rush TDs	Yds/ Carry
Adam Leininger	98	535	6	5
Michael Rostberg	95	313	6	4
Isaac Perkerewicz	34	140	3	4

RECEIVING LEADERS	Rec	Rec Yds	Rec TDs	Yds/ Rec
Vuciri Hakim	49	805	9	16
Sam Ovsak	46	675	7	15
Conner Kraft	38	498	6	13
Joey Dukart	19	254	2	13
Kaden Christmann	19	212	3	11

DEFENSIVE LEADERS	Total Tackles	T4L/ Sacks	Int.
Adam Leininger	65	9/1	1
Will Mehus	44	9/1	0
Jordan Leininger	38	7/1	3
Cam Ahlers	38	8	0
Landon Meier	31	0	1

President
Mike Hagstrom

Cheer Advisor
Carrie Brazier

Principal
Father Kyle Metzger

School Colors
Red and White

Athletic Director
Reggie Jackson

School Song
Forward for Shanley High

Statistician
Todd Lefor

Managers
Elizabeth Visser
Taylor Clausen
Lakin Geigle
Emilia Bowden
Lucia Ferguson



Rachel Seefeldt, Hannah Laske, Leah Olson, Olivia Splettstaszer and Josie Paul.

KEEP YOUR KID IN THE GAME.

PROTECT AGAINST MENINGITIS.



Talk to your doctor today.



TOURNAMENT COMMITTEE

Patron Sponsors 2022

Platinum Sponsor (\$500+)

Christensen Enterprises
Culver's of Fargo
Hornbacher's Grocery
Marsh & McLennan
Agency
Rumble on the Red

Gold Sponsor (\$250-\$499)

American Crystal Sugar
Border Bank
Casey's General Stores
Fargo Freightliner
First Community Credit Union
Industrial Builders
MacKenzie River Pizza Grill Pub
Nodak Insurance Company
Northern Improvement Co.
Nothing Bundt Cakes
Shane Lebahn:
WF Farmers Union Insurance
Western State Bank

Silver Sponsor (\$100-\$249)

Bell Bank
Bergseth Bros.
Dave & Sue Carlsrud
Cityscapes Development
Expressway Suites of Fargo
Dale Weston:
Farmers National Company
Maring Williams Law Office
Mills Fleet Farm
Pladson Law Office
Probitas Promotions
Re/Max Realty 1
Strand & Marcy Insurance

Bronze Sponsor (\$50-\$99)

Chris Heise Agency, Inc. American Family Insurance
Curts Lock & Key Service, Inc.
Merrill Piepkorn
Widmer Roel



Past Champions

Yr.	Div.	Champion	Yr.	Div.	Champion	Yr.	Div.	Champion
1910	B	Minot	1935	B	Minot	1955	C	Fargo
1911	B	Blizzard	1936	B	Valley City	1956	C	Cancelled
1912	B	Fargo	1937		N/A	1957	C	Fargo
1913	B	Grand Forks	1938	C	Fargo	1958	C	Fargo Shanley
1914	B	Park River	1939	C	Mandan	1959	C	Bismarck St. Mary's
1915	B	Park River & GF	1939	A	Fargo Sacred Heart	1960-66		N/A
1916	A	Park River	1940	A	Fargo Sacred Heart	1967	D	Fargo Shanley
1917	A	Williston	1941	C	Minot	1968	D	Fargo Shanley
1918		N/A	1941	A	Fargo Sacred Heart	1969	D	Fargo Shanley
1919	A	Williston	1942	C	Mandan & Wahpeton	1970	D	Fargo Shanley
1920	A	Williston	1943	C	Cancelled	1971	D	Wahpeton
1921	A	Fargo	1944	C	Fargo	1972	D	Fargo Shanley
1922	A	Fargo	1945	C	No Game	1973	D	Fargo Shanley
1923	A	Fargo	1946	C	Grand Forks	1974	D	Fargo Shanley
1924	A	Valley City	1947	C	Mandan	Legend: <i>A=Official title game</i> <i>B=Unofficial game arranged after season</i> <i>C=Game arranged by Class</i> <i>A East and West Conference</i> <i>D=arranged with WDA & SE Conference in 1967 & WDA & EDC in 1968-74</i>		
1925		N/A	1948	C	Mandan			
1926	B	Fargo	1949	C	Bismarck			
1927-28		N/A	1950	C	Cancelled			
1929	B	Bismarck	1951	C	Bismarck St. Mary's			
1930-32		N/A	1952	C	Williston Shanley			
1933	B	Jamestown	1953	C	Fargo Shanley			
1934	B	Grand Forks	1954	C	Fargo Shanley			

THREE DIVISION SYSTEM CHAMPIONS

Yr.	A Champion	B Champion	9-man Champion
1975	Fargo Shanley	Watford City	Napoleon
1976	Fargo Shanley	Watford City	Elgin
1977	Fargo Shanley	May/Port	Zeeland
1978	Fargo South	Watford City	Zeeland
1979	Dickinson Trinity	Watford City	Dakota (Arthur)
1980	Minot	Central Cass	Linton
1981	Fargo Shanley	Carrington	Hope
1982	Fargo South	Fargo Oak Grove	Sherwood
1983	Fargo Shanley	Velva	Parshall
1984	Bismarck	May/Port	Cooperstown
1985	Bismarck	Watford City	Northwood
1986	Fargo South	Watford City	New Salem-Almont
1987	Fargo South	Cavalier	Wyndmere-Lidgerwood
1988	Bismarck St. Mary's	Carrington	New England
1989	Fargo South	Beulah	PHCG
1990	Fargo South	Linton	Rollette
1991	Bismarck St. Mary's	LaMoure	Hankinson
1992	Fargo South	Lisbon	Wyndmere-Lidgerwood
1993	West Fargo	Des Lacs/Burlington	Sargent Central
1994	Bismarck St Mary's	Minot Ryan	Edgeley-Kulm
1995	Fargo North	Killdeer	New England/Regent
1996	Fargo South	Hazen	New England/ Regent

Past Champions

FOUR DIVISION SYSTEM CHAMPIONS

Yr.	AAA Champion	AA Champion	A Champion	9-man Champion
1997	Dickinson	Minot Ryan	Velva	New England
1998	West Fargo	Watford City	Harvey	Divide County
1999	West Fargo	Minot Ryan	Stanley	Central Valley
2000	Fargo North	Dickinson Trinity	Velva-Sawyer	Linton/H-M-B
2001	Bismarck	Dickinson Trinity	Velva-Sawyer	Strasburg-Zeeland
2002	West Fargo	Cavalier	Stanley-Powers Lake	Linton/H-M-B
2003	West Fargo	Cavalier	Velva-Sawyer	Linton/H-M-B
2004	Fargo South	Cavalier	Velva-Sawyer	Edgeley/Kulm
2005	GF Central	Dickinson Trinity	Velva-Sawyer	Richland
2006	Fargo South	Watford City	Velva	Napoleon/Gackle-Streeter
2007	Fargo South	Oak Grove	Harvey	Mott-Regent
2008	Bismarck	Watford City	Harvey	Hillsboro
2009	Bismarck	Fargo Shanley	Velva	Hankinson
2010	Fargo South	Fargo Shanley	Velva	Wyndmere/Lidgerwood
2011	Bismarck	Grafton	Stanley-Powers Lake	Napoleon/Gackle-Streeter
2012	Bismarck	Shanley	Hazen	New Rockford-Sheyenne
2013	Fargo South	Bismarck St. Mary's	Hazen	Cavalier
2014	Fargo Davies	Bismarck St. Mary's	Park River/ Fordville-Lankin	Cavalier
2015	Bismarck Century	Beulah	Park River Area/ Fordville-Lankin	Richland
2016	Bismarck Century	Bismarck St. Mary's	Ellendale/Edgeley/Kulm	Thompson
2017	West Fargo	Bismarck St. Mary's	Hillsboro/Central Valley	Wyndmere/Lidgerwood
2018	Bismarck	Shanley	Langdon Area/ Edmore/Munich	Thompson
2019	Bismarck Century	Hillsboro/ Central Valley	Langdon Area/Edmore/ Munich	Kidder County
2020	Bismarck Century	Bismarck St. Mary's	Langdon Area/Edmore/ Munich	Linton/HMB
2021	West Fargo Sheyenne	Jamestown	Kindred	LaMoure-Litchville/Marion

RubyTuesday

CELEBRATE GAME DAY AT THE GARDEN BAR

VISIT US AT THESE LOCATIONS:

BISMARCK

3520 State Street
701-751-4100

FARGO SOUTH

2535 23rd Ave S
701-232-2012



NDHSAA Dakota Bowl Records (1993-present)

INDIVIDUAL RECORDS

Most Yards Rushing

377, Ryan Chrest, Cavalier (2013)

Most Rushing Attempts

43, Jordan Dewald, Napoleon-Gackle-Streeter (2006)

Best Rushing Average (12 or more attempts)

23.6, Ryan Chrest, Cavalier (2013)

Most Touchdowns Rushing

6, Kyle Steffes, Dickinson Trinity (2001)

Longest Run From Scrimmage

95 yds, Isaac Jacobs, Divide County (2012)

Most Yards Passing

377, Jacob Hagler, North Star (2011)

Most Passes Attempted

42, Dylan Schestler, Des Lacs-Burlington (2016)

Most Passes Completed

22, Dylan Schestler, Des Lacs-Burlington (2016)

Best Completion Percentage (10 or more attempts)

.923 (12-13) Maxwell McQuillan, Kindred (2021)

Best Completion Percentage (20 or more attempts)

.810 (17-21) Will Madler, Bismarck (2018)

Longest Pass Completion

90 yds, Dustin Erbes to Jon Griffith, Richland (2005)

Longest Scoring Pass Reception

90 yds, Jon Griffith, Richland (2005)

Most Pass Receptions

11, Daniel Grande, North Star (2011)

Most Yards Teceiving

234, Jason Moore, Dickinson (1997)

Most Touchdowns Passing

5, Tim Horn, Fargo North (2000)

5, Jacob Hagler, North Star (2011)

5, Brady Heyen, Richland (2015)

Most Touchdown Receptions

3, Jonny Thompson, Hatton-Finley-Sharon (1998)

3, Daniel Hrande, North Star (2011)

3, Cole Sorby, Thompson (2016)

Most Touchdowns (rushing/receiving/passing/return)

6, Jared Essler, Bishop Ryan (1999)

6, Kyle Steffes, Dickinson Trinity (2001)

6, Luke Foertsch, Wyndmere-Lidgerwood (2017)

Most Offensive Yards (passing/rushing)

543, Jonah Schwartzenger, Napoleon-Gackle-Streeter (2011)

Most Passes Intercepted

4, Scott Kopp, Flasher-Carson (1993)

4, Kyle Ihry, Central Valley (1999)

Most Pass Interception Yards

124 yds, Brock Goldade, Harvey (1998)

Longest Kickoff Return

98 yds, Graham Andrist, Divide County (1998)

Total Yards - Kickoff Returns

143 yds, Graham Andrist, Divide County (1998)

Longest Punt Return

80 yds, Adam Cotton, Hillsboro (1996)

Total Yards - Punt Returns

95 yds, Adam Cotton, Hillsboro (1996)

Total Yards - All Returns

179 yds, Adam Cotton, Hillsboro (1996)

Longest Punt

67 yds, Marcus Carpenter, Cavalier (2003)

Best Punting Average (4 or more kicks)

50.0, Jonny Thompson, Hatton-Finley-Sharon (1998)

Longest Field Goal

43 yds, Ryan Matire, Bismarck St. Mary's (2013)

43 Yds, Wade James, Bismarck Century (2020)

NDHSAA Dakota Bowl Records (1993-present)

TEAM RECORDS

MOST POINTS SCORED (one team)

60, Wyndmere-Lidgerwood - 2017

MOST POINTS SCORED (two teams)

92, Napoleon-Gackle-Streeter (50) vs.
North Star (42) - 2011

MOST FIRST DOWNS

38, Napoleon-Gackle-Streeter - 2011

MOST RUSHING FIRST DOWNS

22, Bismarck St. Mary's - 2016

MOST PASSING FIRST DOWNS

17, North Star - 2011

MOST YARDS RUSHING

519, Cavalier - 2013

MOST RUSHING ATTEMPTS

64, Hillsboro-Central Valley - 2018

MOST PASSES COMPLETED

22, Des Lacs-Burlington - 2016

MOST PASSES ATTEMPTED

44, Bismarck St. Mary's - 2021

MOST YARDS PASSING

370, North Star - 2011

BEST PASS COMPLETION PERCENTAGE (10 or more attempts)

.923 (12-13), Kindred - 2021

MOST PASSES INTERCEPTED

5, Flasher-Carson - 1993

5, Central Valley - 1999

MOST OFFENSIVE PLAYS

81, North Prairie - 2015

MOST TOTAL OFFENSIVE YARDS (NET)

669, Hazen - 2012

BEST AVERAGE YARDS PER PLAY

12.71, Cavalier - 2013

MOST FUMBLES

5, Rolette-Wolford - 1997

5, Hillsboro - 2008

5, Grafton - 2012

5, Westhope-Newburg-Glenburn - 2012

MOST FUMBLES LOST

5, Grafton - 2012

LONGEST GAME (time)

2:57, Hazen vs. Westhope-Newburg-Glenburn - 2012

LONGEST SCORING DRIVE (elapsed time)

11:12 (67 yards, 20 plays), Beulah - 2019

LONGEST SCORING DRIVE (distance)

99 yards (19 plays), Killdeer - 1995

NDHSAA Dakota Bowl Team Appearances (1993-present)

Beulah	2005, 15, 19, 20
Bishop Ryan	1994, 97, 99, 2019
Bismarck	1997, 2000, 01, 03, 07, 08, 09, 10, 11, 12, 13, 16, 18
Bismarck Century	2011, 12, 15, 16, 18, 19, 20
Bismarck St. Mary's	1994, 95, 2013, 14, 16, 17, 18, 20, 21
Carrington	1999, 2002
Cavalier	2002, 03, 04, 05, 13, 14, 19, 20, 21
Central Valley	1999
Des Lacs-Burlington	1993, 2016
Devils Lake	2007, 09, 10
Dickinson	1997
Dickinson Trinity	2000, 01, 02, 03, 05, 06
Divide County	1998, 2005, 12
Ellendale-Edgeley-Kulm	2016
Edgeley-Kulm	1994, 2004
Fargo Davies	2014
Fargo North	1995, 2000
Fargo South	1993, 96, 2001, 04, 05, 06, 07, 08, 09, 10, 13
Flasher-Carson	1993
Grafton	1994, 2011, 12
Grand Forks Central	1996, 2004, 05
Hankinson	2009
Harvey	1993, 95, 96, 97, 98, 2001, 07, 08
Hatton-Finley-Sharon	1998
Hazen	1996, 2001, 12, 13
Hillsboro	1996, 2008
Hillsboro-Central Valley	2017, 18, 19, 21
Hope-Page	2000
Jamestown	1994, 2021
Kidder County	2019
Killdeer	1995, 2014, 15
Kindred	2016, 21
LaMoure-Litchville-Marion	2021
LaMoure-Litchville-Marion-Verona	2003
Langdon-Munich	2000, 09
Langdon Area-Edmore-Munich	2017, 18, 19, 20
Larimore	2004

Linton-HMB	1999, 2000, 02, 03, 06, 08, 11, 20
Lisbon	1999, 2004, 07, 20
Maddock	2001, 02
Milnor-North Sargent	2010, 13
Minot	1999, 2002, 06, 14, 15, 17
Mott-Regent	2007
Napoleon-Gackle-Streeter	2006, 07, 11
New Salem-Almont-Glen Ullin	2016, 18
North Star	2011
North Prairie	2015
New England-Regent	1995, 96
New Rockford-Sheyenne	2003, 04, 12
Oak Grove	2007
Park River-Fordville-Lankin	2014, 15
Parshall-White Shield	2009
Richland	2005, 15
Rolla-Rock Lake	1994
Rolette-Wolford	1997
Rugby	1998, 2000
Sargent Central	1993
Shanley	2009, 10, 11, 12, 14, 15, 16, 17, 18
Shiloh Christian	2014, 17
Stanley-Powers Lake	1998, 99, 2002, 11
Strasburg-Zeeland	2001
Thompson	1995, 2016, 18
Turtle Lake-Mercer	2006
Valley City	2008
Velva-Sawyer	1997, 2000, 01, 03, 04, 05, 06, 09, 10
Wahpeton	1998, 2013
Watford City	1997, 1998, 2006, 08
Wells County	2010
Westhope-Newburg-Glenburn	2012, 13
West Fargo	1993, 1998, 1999, 2002, 03, 17, 21
West Fargo Sheyenne	2019, 20, 21
Williams County	2008
Wyndmere-Lidgerwood	2010, 17

NDHSAA History and Information

NORTH DAKOTA HIGH SCHOOL ACTIVITIES ASSOCIATION: 2022-23

BOARD OF DIRECTORS

Dave Schoch, President	Velva
Josh Johnson, Vice President	Valley City
Kirsten Baesler, Department of Public Instruction	Bismarck
Alexis Baxley, ND School Boards Association	Bismarck
Paul Jundt	Bismarck
Guy Fridley	Dickinson
Rick Diegel	Steele
Andrew Jordan	Wilton
Ned Clooten	Wahpeton
Matt Bakke	Devils Lake
Patti Aanenson	Larimore

EXECUTIVE OFFICERS

Matthew Fetsch	Executive Director
Brian Bubach	Associate Director
Justin Fletschock	Assistant Director
Kevin Morast	Assistant Director
Nick Walton	Technology Director
Tom Mix	Media Specialist

INFORMATION CONCERNING THE NORTH DAKOTA HIGH SCHOOL ACTIVITIES ASSOCIATION

I. Membership

The NDHSAA is a non-profit organization of the high schools in the state of North Dakota. All schools eligible for membership belong to the Association. Membership is granted upon application of the School Board, at which time the school agrees to enforce the rules which the members have established and to participate in the legislative process of modification and revision of rules to fit the changing needs of member schools and students.

II. Purpose as per NDHSAA Constitution

The purpose of the Association is to contribute to the education of high school boys and girls of North Dakota by:

- Administering a program of interscholastic activities, clinics, contests and festivals among its member schools.
- Elevating the standards of good sportsmanship and encouraging growth in good citizenship, not only of high school students, but also of all others who come in contact with school activities.
- Protecting member schools, students, and personnel from exploitation of special interest groups.
- Encouraging pride in scholastic achievement as a fundamental basis for a well-balanced activities program.
- Supplementing the dramatic, literary, music and physical education programs of the schools and giving due emphasis to those tendencies which promise best to promote the mental and physical health and social well-being of all students.

III. Brief History

The activities association was founded in 1908 under the name of the High School League and originally was concerned only with athletics. In 1923 the state organization became affiliated with the National Federation of High School Athletic Associations (NFHS). A full-time executive director was employed in 1949, an assistant was added in 1963, a girls sports supervisor in 1973, and a music and speech coordinator in 1978.

In 1950 the Consolidated League, an organization of the smaller schools of the state, affiliated with the High Schools League, thereby uniting all high schools of the state under one organization. Music and speech activities were placed under the direction of the Association in 1955, and the name was changed to the North Dakota High School Activities Association at that time. Schools in the League were all one class for basketball competition from 1908 to 1932. A two-class system was used from 1933 to 1947 and a three-class system from 1948 to 1963. In 1964 the two-class system was restored and this arrangement has been in effect since then up to the present time. Official state champions have been named in boys track since 1908 and in boys basketball since 1914. Official champions in other sports were later added as follows: boys golf and boys tennis 1938, baseball 1950; wrestling 1959; boys cross country 1961; boys hockey 1967; girls track, golf and tennis 1966; girls gymnastics 1969; girls basketball 1974; girls swimming 1974; boys swimming 1975 and girls cross country 1979. State football champions were determined off and on between 1916 and 1959, when the practice was discontinued, but were restored in 1975 when NDHSAA officially sponsored Class A, Class B and 9-man championship games. The NDHSAA Dakota Bowl - a one day event where all three football championship games are played - was introduced in 1993. In 1997, the current four division format (Division AAA, Division AA, Division A and 9-man) for NDHSAA football was introduced.

Basketball tournaments for girls were conducted by the Consolidated League for a number of years and by the NDHSAA from 1951 to 1960, at which time they were discontinued because of the small number of schools fielding teams. Girls basketball was reinstated as an NDHSAA-sponsored activity in 1973 on a district level, with separate state Class A and Class B champions being named since 1974. Class A girls volleyball state champions were first named in 1984 and Class B girls volleyball state champions were first named in 1989. Boys state soccer champions were first named in 1995 and girls state soccer champions in 1996. Girls state hockey champions were first named in 2003. Girls softball champions were first named in 2009 with separated Division A & B champions in 2012.

NDHSAA History and Information

IV. Activities (Participation Numbers for 2021-22 School Year)

Athletic Activities	Number of Schools Participating	Number of Students Participating
Baseball	133	1,624
Basketball - Boys	165	2,710
Basketball - Girls	165	1,986
Cross Country - Boys	121	667
Cross Country - Girls	121	646
Football	148	3,876
Golf - Boys	135	999
Golf - Girls	135	524
Gymnastics	24	84
Hockey - Boys	51	607
Hockey - Girls	27	228
Soccer - Boys	28	634
Soccer - Girls	28	528
Softball	97	953
Swimming - Boys	29	326
Swimming - Girls	29	397
Tennis - Boys	28	380
Tennis - Girls	28	475
Track - Boys	156	2,616
Track - Girls	156	2,189
Volleyball	157	2,950
Wrestling - Boys	107	915
Wrestling - Girls		137
Music Activities		
Band	143	4,635
Vocal	140	4,472
Orchestra	19	969
Speech Activities		
Debate	25	159
Drama	97	1,426
Speech	123	937
Student Congress	21	171

V. Registration of Officials and Interpretation Meetings

In the 2021-22 school year 1,634 officials registered with the NDHSAA. These men and women are furnished rule books for the sports in which they officiate, and examinations are provided annually in baseball, basketball, football, gymnastics, hockey, soccer, softball, swimming & diving, volleyball and wrestling. Officials are also required to complete online rules clinics in all sports and workshops in baseball, basketball, football, softball, volleyball and wrestling.

VI. School Administrator Meetings

The NDHSAA holds mandatory administrator meetings throughout North Dakota in September. The meetings cover various topics member schools should be aware of entering the school year.

VII. Cheerleader Clinics

The NDHSAA has recognized the importance of safety in cheerleading. Because of this, the Association has added rules/safety clinics for head cheer coaches of all member schools who have cheerleaders. These clinics recognize the importance of informing cheer coaches of proper safety techniques as well as emphasizing the responsibility of cheerleaders for sportsmanship and crowd control.

VIII. Organization of Association

NDHSAA BOARD OF DIRECTORS

The Board of Directors consists of 11 members. Three Board members shall be chosen from Class A Schools, one each from two geographical areas and one at-large. Four administrators of Class B schools, one high school principal as a member-at-large and one athletic administrator. These representatives are elected by the membership as a whole, with each school having one vote. In addition, a representative of the North Dakota School Boards Association and the Superintendent of Public Instruction serve as a member of the Board.

REPRESENTATIVE ASSEMBLY

The superintendent or high school principal or athletic administrator of each school serves as a member of the representative assembly, with each school being entitled to one vote. An annual meeting is held each year to adopt rules and regulations governing interscholastic contests and eligibility regulations. All such rules are made by the representative assembly.

DISTRICT COMMITTEES

The district activities are controlled and managed by committees elected by school officials in each area.

EXECUTIVE OFFICERS

The administration of the various programs and the implementation of the policies of the Association are placed in the hands of the Executive Director, one Associate Director, two Assistant Directors, a Technology Director and a Media Specialist who are employed by the Association.