

NDHSAA

DAKOTA BOWL

20

23

NWD.INK



TOURNAMENT COMMITTEE

NOVEMBER 10, 2023 | FARGODOME | FARGO, ND

THEIR GAME IS OUR SPECIALTY

The sports medicine team at Sanford Health is passionate about keeping athletes of all ages playing at their best. We have experts on the field and in the clinic to help your athlete return to peak performance after an injury.

Call (701) 417-6000 to schedule an appointment at Sanford Orthopedics and Sports Medicine.

SANFORD
ORTHOPEDICS
SPORTS MEDICINE





Protecting What's Important in Life



Farmers Union
INSURANCE
Simply Different | fumic.com



BECOME A MEMBER!

— COMPLETE SPORTS COVERAGE & MORE FROM YOUR LOCAL NEWS TEAM —

Grand Forks
Herald
GrandForksHerald.com

GRANDFORKSHERALD.COM/SUBSCRIBE

THE
**Jamestown
Sun**

JAMESTOWNSUN.COM/SUBSCRIBE

INFORUM
Powered by The Forum and WDAY

INFORUM.COM/SUBSCRIBE

▶▶▶ The Dickinson
Press

THEDICKINSONPRESS.COM/SUBSCRIBE

TABLE OF CONTENTS

Click below to go directly to that page.

- NDHSAA Board of Directors
- Welcome & Staffing
- 9-Man Bracket
- North Prairie Cougars
- South Border Mustangs
- Division A Bracket
- Dickinson Trinity Titans
- Kindred Vikings
- Division AA Bracket
- Fargo North Spartans
- Grand Forks Central Knights
- Division AAA Bracket
- Shanley Deacons
- Minot High Magicians
- Tournament History / Past Champions
- Dakota Bowl Records
- Dakota Bowl Appearance
- NDHSAA History & Information



TOURNAMENT COMMITTEE

Patron Sponsors 2023

Gold Sponsor (\$250-\$499)

740 The Fan

American Crystal Sugar

Crown Trophy

Fargo Freightliner

First Community Credit Union

MinnDak Market West Acres

Northern Improvement Co.

Shane Lebahn:

Farmers Union Insurance

Western State Bank

Silver Sponsor (\$100-\$249)

Bell Bank

Bergseth Bros.

Chris Heise Agency, Inc.
American Family Insurance

Cityscapes Development

Crossroads Dental

Dakota Construction of Fargo, Inc.

Dave & Sue Carlsrud

Ellingson Companies

Maring Williams Law Office

Matrix Properties

Mills Fleet Farm

Nodak Insurance Company

Pladson Law Office

Probitas Promotions

Re/Max Realty 1

Strand & Marcy Insurance

Vision Bank

Platinum Sponsor (\$500+)

Hornbacher's Grocery

Rumble on the Red

Bronze Sponsor (\$50-\$99)

Curts Lock & Key Service, Inc.

Senator Merrill Piepkorn

Tri-College University

NDHSAA STAFF AND BOARD OF DIRECTORS



Matthew J. Fetsch
Executive Director



Brian Bubach
Associate Director



Justin Fletschock
Assistant Director



Kevin Morast
Assistant Director



Nick Walton
Technology
Director



Tom Mix
Media Specialist



Josh Johnson
President
Valley City



Andrew Jordan
Vice President
Wilton



Guy Fridley
Dickinson



Mitch Lunde
Minot



Larry Derr
Glenburn



Ryan Hanson
Devils Lake



Rick Diegel
Steele



Patti Aanenson
Larimore



Matt Bakke
Grand Forks



Adam Tescher
Bismarck Dept. of
Public Instruction



Alexis Baxley
Bismarck School
Boards Assoc.

Behavior Expectations for Regular & Postseason Competitions

- Respect the American flag and the National Anthem.
- Contesting schools shall each have an authorized faculty representative present who shall be responsible for his/her school's participants, students, and fans throughout the contest.
- Spectators must wear clothing that covers the entire torso. Those who do not comply or who wear clothing that is vulgar, obscene or that in some other way inappropriate, as determined by school/tournament personnel, will be removed from the facility if they do not cooperate with this behavior expectation.
- The use of appropriate language is expected at all times. Profanity, negative chants, trash talk, name-calling, personal attacks or other acts of disrespect are unacceptable and must be immediately addressed by school/tournament administrators. Any discriminatory slur will result in immediate removal from the facility.
- Any attendee ejected from a NDHSAA tournament venue will be banned from the venue(s) for the remainder of the event.
- Respect the game/contest. Under no condition shall anyone other than the members of the official squad enter the playing surface. No one may interfere with the contest in any way.
- Handheld signs and flags, which do not obstruct the view of others, are permitted provided they are in good taste. Signs or other similar items contest/tournament officials deem to be in poor taste will be removed. Message or "white" boards are prohibited. The carrying of flags around the playing surface is NOT allowed.
- Artificial noisemakers of any kind (i.e. megaphones, cowbells, sirens, whistles, thunder sticks, and other similar items) are not allowed at any indoor events, including outdoor sports played at indoor venues. Exception – Megaphones appropriately used by cheerleaders are permitted if allowed by contest officials.
- Laser lights or any other lights deemed distracting to participants are strictly prohibited.
- Confetti is banned at all NDHSAA tournament venues. Tournament staff are instructed to confiscate such articles at the door.
- Objects shall not be thrown into the stands at any NDHSAA tournament venue.
- The use of unmanned aerial vehicles (UAV), also known as drones, is prohibited for any persons at NDHSAA tournament venues.

WELCOME TO DAKOTA BOWL XXXI

The Metro Area Tournament Committee and the communities of Fargo and West Fargo would like to welcome you to the Fargodome for the Dakota Bowl XXXI. We look forward to providing an exciting and memorable experience for all players, coaches, cheerleaders, and fans. The Metro Area Tournament Committee is grateful to the Fargodome staff and administration for their cooperation in assisting with management of this event. We also express our gratitude to many volunteers and workers for providing their assistance.

As an extension of the North Dakota High School Activities Association's effort to promote sportsmanship and goodwill among schools and athletes, we hope you will join us in providing positive encouragement and support to all who are participating. Good luck to all the teams.

Metro Area Tournament Committee
Todd Olson, Fargo Public Schools Director of Student Activities
Dakota Bowl Manager

Tournament Website: www.metrotournament.com **Twitter:** @nddakotabowl
#DakotaBowl

DAKOTA BOWL STAFF & MANAGEMENT

Tournament Manager Todd Olson
Tournament Assistant Jenny Schultz
Staffing/Will Call MJ Caulfield, Cathy Paul
Promotions/Media Rick Flacksbarth
Fargodome Management Rob Sobolik
Sports Medicine Brad Reed, Director
Sanford Health Sports Medicine
Physicians Dr. Andrew Glogoza,
Dr. Curtis Nyhus
Field Supervisors ... Patti Aanenson, Mike Beaton,
Justin Behm, Reggie Jackson,
Aaron La Deaux, Logan Midthun,
James Moe, Duane Rindy, Dan Shultis
Public Address Guy Goschen, Cam Haaland
PA Spotter Brian Fox, Brian Midthun
Clock Operators Ben Clapp, Ned Clapp,
Darrel Lund, Lincoln Regula,
Josh Rogers, Craig Schwinden
Website Jerry Schneider
Social Media Eli Schneider, Caleb Schneider,
Statistics Brant Baarstad, Taylor Savageau,
Caleb Schneider, Jay Schneider,
Chains Crew Curt Kellen, Shannon Mehlich,
Mike Monda, Tim Rafftevoll, Chris Rostad,
Jerry Rostad, Mick Rostad, Dean Schneibel
Ball Boys Noah Anderson, Mason Berg,
Finn Campbell, Mac Campbell,
Nick Crouch, Tyler Dewald, Max Johnson,
Cash Martinez, Michael Shultis, Nick Shultis
Officials Host Mitch Parker, Dale Weston

Game Officials

9 Man Dean Klier, Brad Kline,
Brent Lemer, Scott Privratsky, Kurt Weninger
Division A John Christianson, Connor Dunn,
Ryan Gellner, Dave Klundt, Kaden Kueneman
Division AA Jim Harty, Tom Harty,
Anthony Holen, Mark Ukestad, Andrew Workman
Division AAA Jason Dockter, Shawn Markovic,
Steve Meier, Cory Pedersen, Dennis Reep

National Anthem

Color Guard Fargo Public Schools
AFJROTC – under direction of Col. Steven Muhs
9:10 Game West Fargo Sheyenne Choir
6:40 Game Ellie Ahlfeldt
Oak Grove High School

BRACKET - 9 MAN

Round 1	Quarterfinals	Semi-Finals	Finals
#1 Sargent County - 29 10/21, 2:30 PM @ Gwinner	Nelson Co. - 22		
R2#4 Nelson County - 30	10/28, 2:00 PM @ Rolette High School	North Prairie - 54	
R2#2 North Prairie - 44 10/21, 2:30 PM @ Rolla High School	North Prairie - 36		
R1#3 Wynd/Ldgwd - 26		11/4, 2:00 PM @ Westhope High School	North Prairie
#4 Westhope/N/G - 48 10/21, 2:00 PM @ Westhope High School	Westhope/N/G - 52		
R4#4 Linton/HMB S-Z - 42	10/28, 2:00 PM @ Westhope High School	Westhope/N/G - 36	
R4#2 Grant Co/Flasher - 40 10/21, 1:30 PM @ Flasher High School	Grant Co/Fisher - 22		
R3#3 Central McLean - 22			
#2 New Rockford-Sh-Md - 55 10/21, 1:00 PM @ New Rockford-Sheyenne	New Rockford-Sh-Md - 24		@ Fargodome 9:10 AM
R1#4 Hankinson - 22	10/28, 2:00 PM @ Central Cass High School	New Rockford-Sh-Md - 28	
R1#2 LaMoure-L/M - 64 10/21, 1:30 PM @ LaMoure High School	LaMoure-L/M - 18		
R2#3 North Star - 20		11/4, 2:00 PM @ New Rockford Sheyenne High School	
#3 South Border - 56 10/21, 1:30 PM @ Ashley High School	South Border - 28		South Border
R3#4 Mohall-L-S - 0	10/28, 2:00 PM @ Wishek High School	South Border - 32	
R3#2 Alexander - 20 10/21, 2:00 PM @ Alexander High School	Hettinger Co. - 24		
R4#4 Hettinger Co. - 22			



North Prairie Cougars



Top: Layton Olson, Cole Henderson, Blake Mattson, Brett Tastad, Nate Tastad, Jeffry Rosinski, Carter Casavant, Isaac McCloud, Jacob Mattson

Middle: Frank Poitra, Martinus Hein, Devlin Forschen, Havlin Delong, Brandt Mickelson, Jonathan Mears, Logan Olson, Peyton Senechal, Edwin Hein

Bottom: Hunter Anderson, Blake Mickelson, Tristen Marsh, Brody Heinz, Cole Casavant, Rylan Bercier, Zak Mora, Dylan Hanson

Season Record: 11 – 1

Opponent	Cougars	Opponent	W/L
Midway Minto	64	14	W
Larimore	74	24	W
St. John	42	0	W
New Rockford Sheyenne Maddock	34	36	L
North Border	60	22	W
LaMoure	56	34	W
North Star	56	20	W
Nelson County	40	20	W
Four Winds	54	8	W
Post Season			
Wyndmere Lidgerwood	44	26	W
Nelson County	36	22	W
Westhope/Newburg/Glenburn	54	36	W



North Prairie Cougars

No.	Name	Position	Height	Weight	Grade
1	Isaac McCloud	WR/DB	6'	140	10
2	Layton Olson	RB/LB	5'11"	160	10
3	Havlin Delong	RB/LB	5'7"	150	12
4	Blake Mattson	RB/LB	6'2"	180	12
5	Jeffrey Rosinski	QB/DB	6'4"	180	11
6	Zak Mora	WR/DB	5'7"	150	11
7	Jonathan Mears	QB/DB	5'9"	150	9
8	Brody Heinz	TE/LB	5'10"	160	9
10	Jacob Mattson	WR/DB	5'11"	170	11
12	Hunter Anderson	WR/DB	5'4"	120	9
15	Tristen Marsh	WR/DB	5'6"	139	9
16	Dylan Hanson	WR/DB	5'5"	135	10
20	Logan Olson	TE/LB	5'11"	155	9
21	Cole Casavant	TE/LB	5'7"	150	9
22	Payton Senechal	WR/DB	6'1"	160	11
24	Carter Casavant	TE/LB	6'2"	205	12
25	Frank Poitra	TE/DE	5'10"	130	9
30	Cole Henderson	TE/LB	6'2"	205	11
52	Blake Mickelson	OL/DL	5'7"	185	9
53	Devlin Forschen	OL/DL	5'9"	230	12
54	Rylan Bercier	OL/DL	5'8"	190	9
55	Brandt Mickelson	OL/DL	5'11"	200	11
57	Brett Tastad	OL/DL	6'4"	245	11
60	Nate Tastad	OL/DL	6'5"	260	12
63	Martinus Hein	OL/DL	5'10"	240	12
66	Edwin Hein	OL/DL	5'10"	240	12



JOSH KELLER

Josh Keller is in his sixth season as head coach of the North Prairie Cougars after spending two seasons as an assistant. Coach Keller has a 62-27 career record including one region championship. He holds a Bachelor of Science in Education (University of Mary, 2012) and currently teaches sixth grade in Rolette.

Josh is married to Jennifer and has three children (Leo, Samuel and Eva).

ASSISTANT COACHES

Jaden Pfeifer
 Jalen Pfeifer
 Tory Danielson
 Trenton McCloud



North Prairie Cougars

Team Stats (Average per game)

Rushing Yards	441.7
Passing Yards	42.2
Points Scored	50.7
Points Allowed	20.5
Rushing Yards Allowed	113.4
Passing Yards Allowed	167.8

Individual Stats (Average per game)

SCORING LEADERS	Total TD	2PAT	1PAT	FG	Total Points
Blake Mattson	49	25			344
Havlin Delong	16	3			102

PASSING LEADERS	Com/Att	Yards	TD	Int	Cmp %
Blake Mattson	15/23	376	2	1	65%
Jeffry Rosinski	4/6	54	0	0	67%

RUSHING LEADERS	Att	Yards	TD	Yds/Att
Blake Mattson	256	2938	45	11
Havlin Delong	105	1130	15	11

RECEIVING LEADERS	Rec	Yards	TD	Yds/Att
Cole Henderson	6	225	1	38
Carter Casavant	5	107		21

DEFENSIVE LEADERS	Solo	Asst	Total Tkls	TFL/Sacks	Int
Cole Henderson	35	29	64	14	1
Carter Casavant	24	29	54	8	3
Blake Mattson	25	36	61	5	5



Superintendent

Brad Nash (Rolla)
Terry Motl (Rolette)

Principal

Randy Loing (Rolla)
Terry Motl (Rolette)

Activity Director

Randy Loing (Rolla)
Josh Keller (Rolette)
Jalen Pfeifer (Rolette)

Camera

Hunter Anderson

School Colors

Navy & White

School Song

College Boy (Rolla)
Minnesota Rouser (Rolette)



South Border Mustangs



Front Row: Brody Michaelsohn, Jared Schilling, Carter Ketterling, Brady VanGorkom, Carter Glaesman, Cam Kemmet, Cain Kemmet.
 Middle Row: Levi Buchholz, Eli Dohn, Cooper Tunheim, Clay Jacob, Joshua Haase, Connor Kosiak, Triston Just, Kelby Opsahl, Luke Platz.
 Back Row: Coach Mike VanGorkom, Head Coach Evan Mellmer, Berkley Frantz, Kaden Bader, Colin Goettle, Trevor Schmidt, Daniel Schumacher, Carson Glaesman, Parker Zimmerman, Cole Stock, Coach David Jochim, Coach Colin Crabtree.

Season Record: 12 – 0

Opponent	Mustangs	Opponent	W/L
Beach	49	12	W
Napoleon-GS	49	26	W
Grant County	37	14	W
Hettinger County	55	18	W
Richardton-Taylor-Hebron	61	25	W
Linton-HMB SZ	34	6	W
New Salem-Almont	50	12	W
Kidder County	51	6	W
Hettinger-Scranton	50	0	W
Post Season			
Mohall-Lansford-Sherwood	56	0	W
Hettinger County	28	24	W
New Rockford-Sheyenne-Maddock	32	28	W



South Border Mustangs

No.	Name	Position	Height	Weight	Grade
1	Triston Just	WR/FS	5'10"	150	10
2	Brody Michaelsohn	RB/LB	5'9"	145	10
5	Levi Buchholz	WR/DB	6'0"	165	11
8	Carter Ketterling	WR/DB	5'6"	120	9
10	Jared Schilling	QB/DB	5'7"	115	9
15	Berkley Frantz	QB/DB	6'1"	175	10
19	Eli Dohn	K	6'3"	180	9
21	Cam Kemmet	WR/LB	5'10"	130	9
22	Trevor Schmidt	TE/DL	6'5"	195	12
24	Cole Stock	RB/LB	5'10"	165	11
25	Kaden Bader	WR/DB	6'0"	180	12
26	Carter Glaesman	WR/DB	5'7"	130	9
28	Connor Kosiak	RB/WR/DB	5'11"	155	12
32	Carson Glaesman	WR/FS	5'11"	160	12
33	Brady VanGorkom	OL/DL	5'3"	135	9
34	Luke Piatz	TE/LB	5'7"	175	10
35	Cain Kemmet	WR/LB	5'10"	150	10
55	Kelby Opsahl	OL/DL	5'9"	165	9
57	Colin Goettle	OL/DL	6'2"	195	12
58	Parker Zimmerman	OL/DL	6'2"	200	10
69	Cooper Tunheim	OL/DL	6'1"	180	9
72	Daniel Schumacher	OL/LB/DL	6'1"	215	12
81	Clay Jacob	OL/DL	6'2"	220	12
99	Joshua Hasse	OL/DL	5'8"	290	12



EVAN MELLMER

Evan Miller is in his second season as head coach of the South Border Mustangs after spending one season as an assistant coach. Coach Mellmer has a 19-2 career record including one region championship. He holds a Bachelor of Science in Agricultural Education (North Dakota State University, 2019). Evan currently teaches Agriculture Education/FFA and eighth grade math at Wishek High School.

ASSISTANT COACHES

Colin Crabtree
David Jochim
Josh Wiest
Mike VanGorkom



South Border Mustangs

Team Stats (Average per game)

Rushing Yards	359
Passing Yards	107
Points Scored	47.2
Points Allowed	13.2
Rushing Yards Allowed	
Passing Yards Allowed	

Individual Stats (Average per game)

SCORING LEADERS	Total TD	2PAT	1PAT	FG	Total Points
Connor Kosiak	28	10			188
Berkley Frantz	27	7			176
Cole Stock	11	6			78

PASSING LEADERS	Com/Att	Yards	TD	Int	Cmp %
Berkley Frantz	51/74	937	13	4	69%
Connor Kosiak	16/17	153	2	0	94%

RUSHING LEADERS	Att	Yards	TD	Yds/Att
Connor Kosiak	172	1711	23	10
Berkley Frantz	63	1241	14	20

RECEIVING LEADERS	Rec	Yards	TD	Yds/Att
Levi Buchholz	41	705	9	17
Kaden Bader	9	172	1	19

DEFENSIVE LEADERS	Solo	Asst	Total Tkl	TFL/Sacks	Int
Cole Stock	57	60	117	9	1
Daniel Schumacher	45	57	102	22	
Levi Buchholz	32	14	46	8	8



Superintendent

Jason Schmidt (Ashley)
Shawn Kuntz (Wishek)

Principal

Chris Doane (Ashley)
Rena Bosch (Wishek)

Activity Director

Chris Doane (Ashley)
Chuck Brandner (Wishek)
Shawn Kuntz (Wishek)

Managers

Jayce Goebel, Liam Kiefer,
Logan Jacob, and Zac Hagen

Statisticians

Kelsey Vetter, Taylor Schilling

Camera

Blake Goebel

School Colors

Black, Royal Blue & White

School Song

Notre Dame Victory March

SCHEELS®

YOUR RETAIL DESTINATION FOR FOOTBALL GEAR



GREATNESS




STARTS HERE

PROUD SUPPORTER OF NDHSAA



1551 45th St S
Fargo, ND
701.298.2918

Connect with us

 @fargoscheels
 @fargoscheels
 @fargoscheelsoutdoors

SCHEELS.com

BRACKET - A DIVISON

Round 1	Quarterfinals	Semi-Finals	Finals
#1 Velva-Drake-A/G - 52 10/21, 2:00 PM @ Velva High School	Velva-Drake-A/G - 44		
R4#4 Bowman Co. - 20	10/28, 1:00 PM @ Duane Carlson Stadium	Velva-Drake-A/G - 34	
R4#2 Shiloh Christian - 28 10/21, 2:00 PM @ Miller Field (Shiloh)	Shiloh Christian - 14		
R3#3 Bishop Ryan - 14		11/4, 1:30 PM @ Velva High School	Dickinson Trinity
#4 Dickinson Trinity - 42 10/21, 2:00 PM @ Biesiot Activities Center	Dickinson Trinity - 35		
R3#4 Stanley - 0	10/28, 7:30 PM @ Biesiot Activities Center	Dickinson Trinity - 45	
R3#2 Des Lacs-Burlington - 20 10/21, 1:00 PM @ Des Lacs-Burlington HS	Killdeer - 13		
R4#3 Killdeer - 21			
#2 Kindred - 49 10/21, 1:30 PM @ Kindred High School	Kindred - 39		
R2#4 Harvey/Wells Co. - 6	10/28, 1:00 PM @ Kindred High School	Kindred - 34	
R2#2 Carrington - 21 10/21, 2:00 PM @ Carrington High School	Oakes - 6		
R1#3 Oakes - 27		11/4, 2:00 PM @ New Rockford Sheyenne High School	@ Fargodome 12:00 PM
#3 Langdon Area/E/M - 33 10/21, 1:30 PM @ Langdon Area HS	Langdon Area/E/M - 26		
R1#4 Lisbon - 0	10/28, 1:00 PM @ Langdon Area High School	Langdon Area/E/M - 32	Kindred
R1#2 Central Cass - 42 10/21, 2:00 PM @ Central Cass HS	Central Cass - 14		
R2#3 Cavalier - 0			



Dickinson Trinity Titans



Row 1: Jack Jangula, Jake Volesky, Brody Kuntz, Luke Shobe, Jake Shobe, Nick Sobolik, Ty Dassinger, Christian Tibor, Blake Peters, Elijah Jilek, Izaak Kudrna, Noah Eilts

Row 2: Camden Kubas, Jace Kovash, Andrew Jacobs, Gage Glaser, Jake Glaser, Bryce Kadrmas, Max Glaser, Coy Melchior, Jeremiah Jilek, Tyler Schafer, Isaac Dahl

Row 3: Parker Roers, Jordan Ham, Cade Fitterer, Tanner Roers, Emerson Simnioniw, Kaden Ham, Tyler Danbom, Sam Stockert, Hugh Meyer, Brandon Onken

Row 4: Zach Johnson, Kylan Johnson, Jacob Odermann, Josh Karey, Daniel Dvorak, Lucas Eilts, Brady Holman, Jace Peters, Michael Mann, Kevin Poswilko

(not pictured: TJ Meyer, Davin Haag, Coach Dillon Reiner, Coach Logan Karsky)

Season Record: 12 – 0

Opponent	Titans	Opponent	W/L
Des Lacs Burlington	30	10	W
Bishop Ryan	47	0	W
Hazen	42	8	W
Beulah	42	0	W
Killdeer	33	22	W
Shiloh Christian	33	14	W
Bowman County	42	23	W
Heart River	46	0	W
Southern McLean	50	2	W
Post Season			
Stanley	42	0	W
Killdeer	35	13	W
Velva-Drake-Anamoose-Garrison	45	34	W



Dickinson Trinity Titans



No.	Name	Position	Height	Weight	Grade
2	Jake Volesky	WR/DB	5'11"	155	12
3	Brody Kuntz	QB/DB	5'10"	150	9
4	Luke Shobe	WR/DB	5'10"	145	12
5	Jake Shobe	WR/DB	5'11"	150	12
6	Nick Sobolik	WR/DB	6'2"	155	11
7	Ty Dassinger	RB/LB	5'11"	205	12
8	Christian Tibor	WR/DB	5'6"	150	11
9	Blake Peters	WR/LB	6'0"	150	11
11	Elijah Jilek	QB/DB	5'9"	135	10
12	Izaak Kudrna	WR/DB	5'8"	155	12
13	Camden Kubas	RB/LB	5'11"	160	11
15	Jace Kovash	QB/DB	6'1"	170	12
16	Andrew Jacobs	WR/DB	5'10"	125	11
20	Gage Glaser	WR/DB	5'8"	145	12
21	Jake Glaser	WR/DB	5'1"	105	10
22	Bryce Kadrmas	RB/LB	5'10"	175	11
27	Max Glaser	WR/DB	5'1"	100	10
34	Hugh Meyer	RB/DL	6'2"	180	10
36	Coy Melchoir	RB/LB	5'5"	140	10
37	Emerson Simnioniw	RB/LB	5'11"	160	9
42	Jeremiah Jilek	TE/LB	6'2"	190	12
46	Tyler Schafer	RB/LB	5'6"	140	9
51	Isaac Dahl	OL/DL	5'10"	205	11
52	Parker Roers	OL/LB	5'11"	170	9
53	Jordan Ham	OL/LB	5'10"	170	9
54	Thomas Meyer	OL/LB	5'10"	140	10
55	Cade Fitterer	OL/DL	6'3"	215	12
57	Tanner Roers	OL/DL	5'11"	195	12
64	Kaden Ham	OL/DL	6'2"	175	11
66	Davin Haag	OL/DL	6'2"	190	11
67	Tyler Danbom	OL/DL	6'0"	165	11
70	Sam Stockert	OL/DL	6'5"	205	12
73	Brandon Onken	OL/DL	6'0"	190	12
76	Daniel Dvorak	OL/DL	6'0"	250	12
80	Jack Jangula	WR/DB	5'7"	110	10
81	Lukas Eilts	WR/DB	5'10"	135	10
84	Noah Eilts	WR/DB	5'0"	100	9
85	Brady Holman	WR/LB	6'1"	160	10
90	Gage Presnell	WR/DB	5'7"	130	9
91	Jace Peters	TE/DL	6'1"	190	8



JOHN ODERMANN

John Odermann is in his eleventh year as head coach of the Dickinson Trinity Titans and has been with the program for 16 seasons. Coach Odermann has a career 65-41 record which includes three region championships. John holds a Bachelor of Science in Economics and Political Science (Concordia College, 2006) and a Master Business Administration degree (University of Mary, 2020). Currently he is the Director of Mission at CHI St. Alexius Health in Dickinson and Williston.

John is married to Jessica and has three children (Maggie, Finn and Summer).

ASSISTANT COACHES

- Josh Karey
- Logan Karsky
- Michael Mann
- Jacob Odermann
- Kevin Poswilko
- Dillon Reiner
- Dylan Gress
- Hunter Dassinger
- Jayden Dolechek
- Joe Hirschfeld



Dickinson Trinity Titans

Team Stats (Average per game)

Rushing Yards	195.18
Passing Yards	163.64
Points Scored	40.18
Points Allowed	8.36
Rushing Yards Allowed	144
Passing Yards Allowed	70.16

Individual Stats (Average per game)


SCORING LEADERS	Total TD	2PAT	1PAT	FG	Total Points
Jace Kovash	34	4			323
Ty Dassinger	18	2			112
Gage Glaser	10	2			64

PASSING LEADERS	Com/Att	Yards	TD	Int	Cmp %
Jace Kovash	111/188	1800	29	5	59%

RUSHING LEADERS	Att	Yards	TD	Yds/Att
Ty Dassinger	151	1109	15	7
Gage Glaser	45	445	6	10

RECEIVING LEADERS	Rec	Yards	TD	Yds/Att
Luke Shobe	26	546	8	21
Jake Shobe	29	474	9	16

DEFENSIVE LEADERS	Solo	Asst	Total Tkl	TFL/Sacks	Int
Jeremiah Jilek	70	11	81	6	
Hugh Meyer	60	16	76	19	
Ty Dassinger	50	8	58	10	



President

Marya Skaare

Dean of Students

Fr. Christian Smith

Activity Director

Gregg Grinsteinner

Student Managers

Kylen Johnson

Camera

Zach Johnson

Cheer Advisor

Christina Fisher,
Baylee Pounds

School Colors

Red & White

School Song

Across the Field



Row 1: Cassie Hauck, Chloe Rothstein

Row 2: Bria Kilwein, Hetta Skaare, Autumn Fisher



Kindred Vikings



- Row 1: Brayden Olson, Fisher Johnson, Javen Johnson, Cole Richard, Teige Erdmann, Myles Thielges, Graham Hesse, Brody Mauch
- Row 2: Wyatt Briscoe, Miles Stroh, Tanon Johnson, Andrew Patterson, Jake Starcevic, Izaak Spelhaug, Hunter Bindas, Jack McDonald, Gabe Iverson, Adrian Evans
- Row 3: Cam Schwartzwalter, Andrew Haley, Sam Jennes, Kyle Campbell, Hayden Cichy, Landon Kottsick, Tyson Johnson, Luke Starcevic, Grant Allison, Brooks Bakko
- Row 4: Carson Gette, Kylan Swenson, Gabe Whipple, Kelby Erdmann, Ethan Fornshell, Jacob Lund, Tate Miller, Gavin Niemeyer, Brady Baumgarten
- Row 5: Chris Freier, Lincoln Swenson, Ethan Duval, Dilon Filler, Riley Sunram, Grant Spelhaug, Owen Hoyme, David Patterson, Sawyer Hesse, Brock Johnson

Season Record: 11 – 0

Opponent	Vikings	Opponent	W/L
Central Cass	21	0	W
Cavalier	41	12	W
Hillsboro/Central Valley	44	13	W
Northern Cass	33	6	W
Oakes	21	0	W
Lisbon	29	20	W
May-port-C-G	40	0	W
Ellendale/Edgeley/Kulm	30	7	W
Post Season			
Harvey/Wells County	49	6	W
Oakes	39	6	W
Langdon/Edmore/Munich	34	32	W



Kindred Vikings

No.	Name	Position	Height	Weight	Grade
1	Cam Schwartzwalter	WR/DB	5'10"	155	12
2	Gabe Whipple	QB/DB	6'0"	145	10
3	Hayden Cichy	WR/DB	5'10"	170	11
4	Izzak Spelhaug	WR/DB	6'2"	165	11
5	Hunter Bindas	TE/LB	5'10"	185	11
6	Jack McDonald	WR/DB	5'9"	150	11
7	Miles Stroh	RB/LB	5'10"	180	10
8	Brock Johnson	RB/LB	5'7"	140	9
9	Landon Kottsick	TE/LB	5'9"	165	11
10	Jake Starcevic	QB/LB	6'2"	195	11
11	Ethan Duval	WR/DB	6'2"	165	12
12	Brooks Bakko	WR/DB	6'3"	170	9
13	Adrian Evans	WR/DB	5'4"	120	9
14	Carson Gette	WR/DB	5'11"	160	10
15	Gabe Iverson	WR/DB	5'9"	130	10
16	Wyatt Briscoe	WR/DB	5'8"	130	11
17	Myles Thielges	QB/DB	5'9"	150	9
18	Graham Hesse	TE/LB	5'9"	130	9
20	Owen Hoyme	RB/LB	6'0"	175	12
21	Kylan Swenson	RB/DB	5'9"	170	11
22	Sawyer Hesse	RB/DB	5'7"	145	10
23	Grant Allison	RB/LB	5'9"	150	10
26	Braydon Olson	WR/DB	5'5"	140	9
27	Tyson Johnson	RB/LB	5'9"	170	11
28	Fisher Johnson	RB/LB	5'9"	150	9
33	Taylor Brandsted-Fletcher	WR/DB	5'4"	125	9
34	Brady Baumgarten	RB/DB	5'9"	130	9
51	Chris Frier	OL/DL	5'11"	160	10
52	Sam Jennes	OL/LB	5'10"	170	11
53	Jacob Lund	OL/DL	5'11"	225	12
54	Kyle Campbell	OL/LB	5'9"	190	10
55	Tannon Johnson	OL/LB	6'0"	185	10
59	Tate Miller	OL/DL	5'11"	220	11
60	Gavin Niemeyer	OL/DL	5'9"	165	9
61	Tiege Erdmann	OL/DL	5'6"	175	9
64	Brody Mauch	OL/DL	5'9"	205	9
65	Cole Richard	OL/DL	5'11"	220	9
67	Ethan Fornshell	OL/DL	5'10"	265	11
68	Andrew Haley	OL/DL	5'9"	210	11
71	Dilon Filler	OL/DL	6'0"	255	12
73	Trevor Olson	OL/DL	6'2"	210	9
75	Riley Sunram	OL/DL	6'6"	280	12
79	Grant Spelhaug	OL/DL	6'2"	220	12
84	Javon Johnson	WR/DB	5'9"	125	9
87	Lincoln Swenson	TE/DL	6'0"	185	10
88	Luke Starcevic	TE/DL	6'3"	205	9



ERIC BURGAD

Eric Burgad is in his first season as head coach of the Kindred Vikings after spending nine as an assistant coach. He has a career 11-0 record including on region championship. Coach Burgad holds a Bachelor of Science degree in Elementary Education (Valley City State University, 2012) and a Master's in Educational Administration (Minnesota State University Moorhead, 2019). He currently is an assistant elementary principal in Kindred.

Eric is married to Kelsey and has two children (Grayson and Collins).

ASSISTANT COACHES

Brad Ambrosius
 Alex Starcevic
 Nate Safe
 Joe Harder
 Ryan Sunram
 Nick Eggman
 Roger Campbell



Kindred Vikings

Team Stats (Average per game)

Rushing Yards	292.7
Passing Yards	124.5
Points Scored	34.7
Points Allowed	7
Rushing Yards Allowed	36.6
Passing Yards Allowed	59.3

Individual Stats (Average per game)

SCORING LEADERS	Total TD	2PAT	1PAT	FG	Total Points
Jake Starcevic	32	7	0	0	206
Hunter Bindas	5	0	0	0	30
Tyson Johnson	5	0	0	0	30

PASSING LEADERS	Com/Att	Yards	TD	Int	Cmp %
Jake Starcevic	80/138	1180	18	8	58%
Gabe Whipple	6/12	50	1	0	50%

RUSHING LEADERS	Att	Yards	TD	Yds/Att
Jake Starcevic	120	967	14	8
Owen Hoyme	96	676	4	7

RECEIVING LEADERS	Rec	Yards	TD	Yds/Att
Hunter Bindas	22	349	5	16
Jack McDonald	9	177	3	20

DEFENSIVE LEADERS	Solo	Asst	Total Tkls	TFL/Sacks	Int
Hunter Bindas	25	41	66		
Riley Sunram	20	20	40	15/7	
Tyson Johnson	15	21	48	8/3	



Superintendent

Mike Kolness

Principal

Kent Packer

Activity Director

Brad Ambrosius

Statisticians

Alex Iverson, Asher Swenson

Camera

Kaja Starcevic

School Colors

Blue & White

School Song

Across the Field

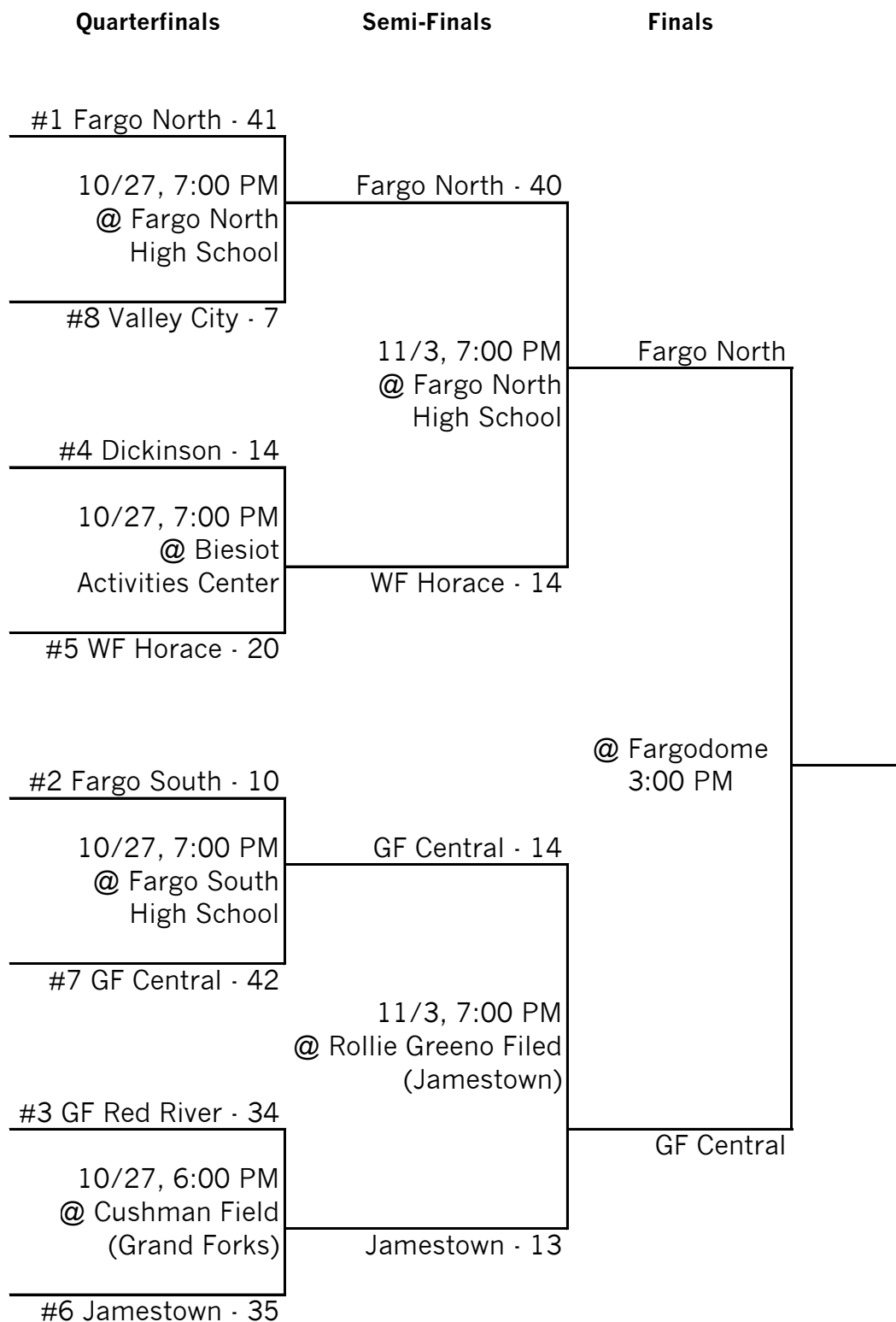
EXPERIENCE
North of Normal



FARGO
MOORHEAD | WEST FARGO



BRACKET - AA DIVISON





FARGO NORTH SPARTANS



Row 1: Max Watson, Noah Abrahamson, Kyzien Dumas, Jordan Zander, Carson Hannestad, Kaeson Dick, Parker Dosch, Casey Erovick, Owen Messnery, Peyton Trogstad, Sam Adams-Vandal, Brad Kehoe, Austin Mulubah
 Row 2: Caysen Hemstad, Gus Maughan, Sam Fritel, Joe Bjorkman, Xzavier Buckmiller, Jeremiah Sem, Owen Behm, David Shilling, Jackson Heggeness, Luke Nowicki, Sawyer Scheer, Jim Miller, Ethan Welk, Peyton Rohrich
 Row 3: Michael Dummer, Brody Fowler, Braden Markey, Lennox Charley, Bjorn Kieilty, Noah Riley, Carter Zeller, Joe Rose, Peter Davis, Ben Wegner, Chris Geske, Jace Varriano, Hunter Christopher
 Row 4: Ameer Wright, Dayshun Taylor, Mikel Lockwood, Jack Miller, Ben Roquet, Tanner Kiland, Elijah Kweku, Gunnar Snowden, Dylan Mord, Brody Fossen, Gavin Leinen, Owen Puhl, Konnor Johnson
 Row 5: Isaiah Schoepp, Emmanuel Forjolo, Everett Olson, Europe Campbell, Dustin Kiehl, Hayden Gibbon, Clay Koenig, Kayden Rasmussen, Ethan Meier, Zach Christeson, Lucas Jackson, Jacob Sogge, Jonah Feigum
 Row 6: Ethan Olheiser, Charlie Larson, Brayden Weninger, Marcus Shilling, Henry Devitt, Kole Larson, Harper Schultz, Reece Carlson, Zephaniah Tago, Duane Fuglesten, Levi Truhlicka, Kellen Dougherty, Billy Ward
 Row 7: Managers Aubrey King and Ahna Haugo, Ball Boy Eli Schneider, Coaches Trent Davis, Troy Peterson, and Paul Zens, Finn Kieilty, Head Coach Adam Roland, Coaches Brent Miller, Scottie Thomas, and Kris Dougherty, Ball Boy Ethan Maki, Managers Nora Fluge and Maryn Schneider
 Row 8: Coaches Shane Perkins, Jerry Schneider, Jason Copley, and Jake Maki
 Not Pictured: Peder Haugo, Ismael Jaquez, Angel Morales

Season Record: 11 – 0

Opponent	Spartans	Opponent	W/L
WF Horace	42	0	W
GF Central	48	7	W
Wahpeton	65	7	W
Bismarck St. Mary's	38	15	W
Fargo South	28	27	W
GF Red River	38	20	W
Devils Lake	40	28	W
West Fargo	23	18	W
Jamestown	46	22	W
Post Season			
Valley City	41	7	W
WF Horace	40	14	W



FARGO NORTH SPARTANS

No.	Name	Position	Height	Weight	Grade
2	Sam Adams-Vandal	WR/DB	5'10"	170	12
3	Dustin Kiehl	WR/DB	6'	150	11
4	David Shilling	WR/DB	6'4"	195	12
5	Carson Hannestad	WR/DB	6'	175	12
6	Peyton Trogstad	WR/DB	5'11"	175	12
7	Ethan Welk	QB/DB	6'	160	12
8	Jeremiah Sem	WR/DB	6'3"	160	12
9	Lucas Jackson	WR/DB	5'8"	145	10
10	Parker Dosch	WR/DB	6'	160	12
11	Jacob Sogge	WR/DB	5'11"	155	10
12	Clay Koenig	WR/DB	6'1"	150	11
13	Owen Behm	WR/DB	6'3"	175	12
14	Levi Truhlicka	WR/DB	6'1"	145	10
15	Kayden Rasmussen	QB/RB/DB	6'	160	11
16	Kellen Dougherty	QB/LB	6'1"	160	10
17	Charlie Larson	WR/DB	6'1"	140	10
18	Chris Geske	RB/DB	5'8"	175	11
19	Reece Carlson	WR/DB	6'2"	175	11
20	Max Watson	K/P	6'1"	180	12
21	Elijah Kweku	RB/DB	5'11"	170	11
22	Mikel Lockwood	RB/DB	5'11"	170	10
23	Bjorn Kielty	WR/DB	6'5"	185	12
24	Europe Campbell	WR/DB	5'11"	130	11
25	Gus Maughan	RB/LB	5'8"	160	12
26	Joe Bjorkman	RB/LB	6'	185	12
27	Tanner Kiland	WR/DB	5'10"	160	11
30	Sam Fritel	RB/LB	6'	175	12
31	Everett Olson	WR/DB	5'11"	155	10
32	Jace Variano	RB/LB	5'7"	160	10
33	Brad Kehoe	RB/LB	5'9"	200	12
34	Ben Wegner	RB/LB	5'8"	160	11
35	Peyton Rohrich	WR/DB	5'10"	140	10
36	Peder Haugo	RB/LB	6'1"	210	12
37	Dylan Mord	RB/LB	5'9"	145	10
39	Hayden Gibbon	WR/DB	6'	160	10
40	Jim Miller	RB/LB	6'	205	12
41	Michael Dummer	RB/LB	5'7"	180	10
42	Gavin Leinen	WR/DB	5'9"	125	10
43	Braden Markey	RB/DB	5'8"	170	11
44	Zachary Christeson	RB/LB	5'10"	175	11
45	Billy Ward	RB/LB	6'1"	200	10
46	Ameer Wright	RB/LB	5'6"	210	10
48	Ethan Meier	TE/LB	6'	170	10
49	Austin Mulubah	RB/LB	5'10"	165	12
50	Kyzien Dumas	OL/DL	5'10"	195	12
51	Jonah Feigum	OL/DL	5'11"	200	10
53	Hunter Christopher	OL/DL	5'7"	155	10
55	Jack Miller	OL/DL	5'9"	220	11
56	Brayden Weninger	OL/DL	6'2"	215	11
57	Peter Davis	OL/DL	6'5"	305	12
58	Ismael Jaquez	OL/DL	5'8"	220	11
59	Brody Fowler	OL/DL	5'8"	200	10
61	Kaeson Dick	OL/DL	5'11"	220	12
62	Owen Messner	OL/DL	5'11"	245	12
63	Jordan Zander	OL/DL	5'10"	235	12
64	Marcus Shilling	OL/DL	6'1"	245	10
65	Xzavier Buckmiller	OL/DL	6'1"	245	12
66	Brody Fossen	OL/DL	5'8"	225	11
67	Finn Kielty	OL/DL	6'4"	235	10
68	Kole Larson	OL/DL	6'3"	190	10
71	Isaiah Schoepp	OL/DL	5'9"	200	11
73	Jackson Heggeness	OL/DL	6'2"	225	12
74	Lennox Charley	OL/DL	5'9"	250	10
76	Noah Riley	OL/DL	6'5"	205	12
77	Noah Abrahamson	OL/DL	5'9"	240	12
78	Caysen Hemstad	OL/DL	6'	240	11
79	Dayshun Taylor	OL/DL	5'8"	250	10
80	Owen Puhl	WR/DB	5'9"	145	10
81	Gunnar Snowden	WR/DB	5'7"	125	10
82	Harper Schultz	TE/LB	6'4"	200	11
84	Luke Nowicki	TE/DL	6'2"	175	12
85	Ethan Olheiser	TE/LB	6'1"	195	11
86	Sawyer Scheer	TE/LB	6'1"	190	12
87	Joe Rose	TE/DL	6'5"	240	12
88	Carter Zeller	TE/DL	6'6"	225	12
89	Casey Erovick	TE/LB	5'11"	160	12
90	DaShawn McFadden	WR/DB	5'11"	160	10
98	Leyton Olson	K	6'	180	10



ADAM ROLAND

Adam Roland is in his tenth season as head coach of the Fargo North Spartans and his thirteenth year with the program. Coach Roland has a career 43-52 record including two conference championships. He holds degrees in General Studies (UND, 2005), Science Education (Mayville State University, 2006) and a master in Ed Leadership (MSUM, 2014). Mr. Roland currently teaches biology and anatomy/physiology at Fargo North High School.

Adam is married to Julie and has two children (Olivia and Lucas).

ASSISTANT COACHES

- Brent Miller
- Jerry Schneider
- Jacob Maki
- Troy Peterson
- Paul Zens
- Jason Copley
- TJ Draeger
- Peyton Amundsen
- Kris Dougherty
- Scott Thomas
- Trent Davis
- Joe Boutain
- Shane Perkins
- Mike Boutain



FARGO NORTH SPARTANS

Team Stats (Average per game)

Rushing Yards	253.2
Passing Yards	105.6
Points Scored	40.9
Points Allowed	15.1
Rushing Yards Allowed	86.4
Passing Yards Allowed	165.2



Individual Stats (Average per game)

SCORING LEADERS	Total TD	2PAT	1PAT	FG	Total Points
Peder Haugo	24				144
Ethan Welk	18	1			110
Max Watson			46	5	61

PASSING LEADERS	Com/Att	Yards	TD	Int	Cmp %
Ethan Welk	54/105	920	13	2	51%
Kayden Rasmussen	7/15	95	1	2	47%

RUSHING LEADERS	Att	Yards	TD	Yds/Att
Peder Haugo	155	1302	23	8
Ethan Welk	64	489	5	8

RECEIVING LEADERS	Rec	Yards	TD	Yds/Att
Carter Zeller	10	192	3	19
David Shilling	10	182	2	18

DEFENSIVE LEADERS	Solo	Asst	Total Tkl	TFL/Sacks	Int
Sam Fritel	27	39	66	6.5	2
Billy Ward	19	32	51	5.5	0
Peder Haugo	19	18	37	4	2

Superintendent

Dr. Rupak Gandhi

Principal

Travis Christensen

District Activity Director

Todd Olson

Activity Coordinator

Dan Shultis

Student Managers

Nora Fluge, Ahna Haugo, Aubrey King, Maryn Schneider

Statisticians

Brant Baarstad, Taylor Savageau

Cheer Advisor

Hannah Ohm, Andrea Cross

School Colors

Navy Blue & Gold

School Song

Go U Northwestern

Ball Boys

Ethan Maki, Eli Schneider




Back Row: Olivia Bennett, Alexa Anguiano Navarro, Sydney Herbold, Alyssia Welch, Dorshell Pollard, Grayce Iverson, Hailey Lendobeja, Salamatu Urugbezi, Ellianna Nelson
 Front Row: Coach Andrea Cross, Aaralyn Morse, Briana Jaquez, Abigail Olson, Coach Hannah Ohm

Not Pictured: Nosgena Holmes



Grand Forks Central Knights



Row 5: Franklin, Thompson, Lima, Murph, Dahl, Stouder, Kuntz, Strandell, Paye, Koplín, Corbett
 Row 4: Torgerson, Olson, Schmidt, SImmers, Whalen, Melicher, Griffore, Rothenberger, Bohm, Wilber, Berry, Johansen, Red Fox, Harland
 Row 3: Marshall, Nickel, Coach Philpot, Coach Fischer, Coach Bartsch, Coach Litzinger, Coach Drumm, Coach Lennon, Coach Terrill, Coach Schauer, Coach Lorenz, Coach Kennedy, Coach Carr, Weber, Dirckx
 Row 2: Fischer, Carlsen, Lease, Huseby, Ohnstad, Diezeil, Henry, Morkve, Tande, Johnasen, Fontaine, O'Hara, Houser, McNally, Vorhies, Wocken
 Row 1: Duncan, Doak, Dinicola, Buschee, Corbett, Martin, Bruce, Everson, Cruz, Perales, Guzman, Prewitt, Garcia, Pecka, Waterboy Fischer

Season Record: 7 – 4			
Opponent	Knights	Opponent	W/L
Watford City	30	6	W
Fargo North	7	48	L
Fargo South	0	34	L
Jamestown	21	35	L
Red River	30	18	W
Horace	15	22	L
Wahpeton	41	21	W
Valley City	22	0	W
Devils Lake	30	28	W
Post Season			
Fargo South	42	10	W
Jamestown	14	13	W



Grand Forks Central Knights

No.	Name	Position	Height	Weight	Grade
2	Jack Simmers	RB/DB	6'0"	195	12
3	Leo Strandell	WR/DB	6'2"	180	12
4	Ross Wilber	K	5'9"	155	12
6	Noah Morkve	QB/LB	5'7"	165	12
7	Noah Lease	QB/DB	5'10"	175	10
8	Tyler Whalen	WR/DB	5'9"	165	12
9	Cooper Deziel	WR/DB	5'11"	170	10
12	Jonah Ohnstad	WR/DB	5'9"	165	12
15	Zade Martin	WR/DB	5'6"	145	10
17	Andrew Schmidt	WR/DB	6'0"	160	12
18	Caven Dahl	WR/DB	6'4"	190	12
19	Naz Fisher	RB/LB	5'10"	200	10
20	Brooklyn Bruce	WR/DB	5'9"	160	10
21	Gabe Tande	WR/DB	5'7"	155	12
24	Caden Everson	RB/LB	5'7"	140	11
26	Eli Thompson	WR/LB	5'11"	170	10
28	Cesar Cruz, Jr.	WR/DB	5'5"	130	10
29	Trey Clauson	RB/DB	5'8"	170	10
32	Erick Paye	WR/DL	6'4"	220	12
33	Caden Johansen	RB/LB	5'8"	195	12
36	Logan Vorhies	RB/LB	5'8"	160	10
37	Jaxon Pecka	RB/DB	5'7"	155	10
39	Caleb Carlsen	WR/DB	5'10"	150	10
40	Bryce Griffore	WR/DB	5'11"	160	12
41	Steven Salberg	WR/DB	5'7"	130	10
42	Quantae Henry	WR/LB	5'11"	170	10
47	Parker Harland	WR/DB	6'0"	155	10
49	Lewis Prewitt	RB/LB	5'5"	145	10
50	Matthew	OL/DL	6'0"	205	12
52	Hayden Olson	OL/DL	5'11"	200	12
53	Ryder McNally	OL/DL	5'10"	180	10
55	Logan Nikle	OL/DL	5'10"	240	10
58	Justin Koplín	OL/DL	6'2"	280	12
59	Carsen Corbit	OL/DL	6'0"	165	11
60	Keagen Houser	OL/DL	5'8"	170	11
62	Nolan Marshall	OL/DL	5'11"	165	10
64	Seth Fontaine	OL/DL	5'10"	200	12
65	Egan Johansen	DL	5'10"	170	10
66	Landon Lima	OL/DL	6'0"	165	12
68	Devante Guzman	OL/DL	5'7"	225	10
70	Gabriel DiNicola	OL/DL	5'9"	200	11
71	Lucas Fischer	OL/DL	6'0"	170	10
73	Ethan Doak	OL/DL	5'10"	215	10
76	Mathew Torgerson	OL/DL	6'3"	200	10
77	Blake Bohm	OL/DL	6'2"	190	10
78	Eric Stouder	OL/DL	6'3"	230	10
79	Joe Weber	OL/DL	5'9"	190	11
80	Braden Dirckx	WR/DB	5'8"	155	11
82	Tray Kuntz	WR/DL	6'4"	230	12
83	Latrell Murph	TE/DB	6'0"	165	11
84	Talib Berry	TE/DB	5'10"	150	11
86	Braden Huseby	WR/DB	5'11"	160	12
87	Ethan Rash	WR/DB	5'7"	145	11
88	Blaise Wocken	WR/LB	6'1"	180	12
89	Brody Melicher	WR/DL	6'1"	180	10



JAKE SCHAUER

Jake Schauer is in his second season as head coach of the Grand Forks Central Knights. He has a career record of 22-18. Coach Schauer holds degrees in Elementary Education and Physical Education (Valley City State University, 2014) and is currently a physical education teacher at Kelly Elementary School in Grand Forks.

Jake is married to Alyssa and has two children (Jordy and Lennyn).

ASSISTANT COACHES

Len Philpot
 Brandon Bartsch
 Trevor Lennon
 Stetson Carr
 Garrett Litzinger
 Darin King
 Joe Drumm
 Matt Fischer
 Brady Terrill
 Andrew Kennedy
 Ty Lorenz



Grand Forks Central Knights

Team Stats (Average per game)

Rushing Yards	180
Passing Yards	105
Points Scored	23.8
Points Allowed	22.2
Rushing Yards Allowed	
Passing Yards Allowed	

Individual Stats (Average per game)

SCORING LEADERS	Total TD	2PAT	1PAT	FG	Total Points
Jack Simmers	13	3			84
Tray Kuntz	6				36

PASSING LEADERS	Com/Att	Yards	TD	Int	Cmp %
Jack Simmers	45/86	762	10	7	52%
Noah Morkve	13/31	191	2	1	42%

RUSHING LEADERS	Att	Yards	TD	Yds/Att
Jack Simmers	133	703	10	5
Caden Johansen	136	656	4	5

RECEIVING LEADERS	Rec	Yards	TD	Yds/Att
Tray Kuntz	21	303	6	14
Leo Strandell	15	280	3	19

DEFENSIVE LEADERS	Solo	Asst	Total Tkl's	TFL/Sacks	Int
Tyler Whalen	32	33	65	3	2
Gabe Tande	30	29	59	4	1
Jack Simmers	31	17	48	2	3



Superintendent
Dr. Terry Brenner

Principal
Jon Strandell

District Activity Director
Mike Biermaier

Athletic Director
Tony Bina

Student Managers
Kendra Kuznia

Statisticians
Asher Fischer,
Paxton Bartsch

Camera
Eli Fischer

Cheer Advisor
Mara Nash

School Colors
Maroon & Grey

School Song
Onward Central



Back Row: Roni Randel, Allie Simon, Kadyn Hagl, Rayne Kotowicz, Lexi Frederick, Corina Gonzalez, Violet Mattson, Nicole Garcia, Afton Gowan
Front Row: Kiana Dirckx, Layla Bakke, Paige Tennyson, Abby Nelson, Emberly Cortez

Element Fargo

Space to live your life



element
FARGO



Maintain balance at Element Fargo

Whether you're in town for a quick visit or settling in for a longer stay, Element Fargo provides you with everything you need to make it a place of your own - free daily Rise breakfast bar, complimentary WiFi, fully-equipped kitchens, room types for families of all sizes, indoor saline pool, oversized hot tub, bikes to borrow, and more.

Book now at elementfargo.com or call 701 478 5333

Natural Light. Open Spaces. Healthy Options.

Spacious guest rooms, free WiFi.
Signature Heavenly Bed, spa-inspired bathrooms.
Fully-equipped kitchens.

State-of-the-art fitness center, pool and bikes to borrow.
Complimentary full breakfast and evening reception.
Sustainable design and eco-friendly practices.

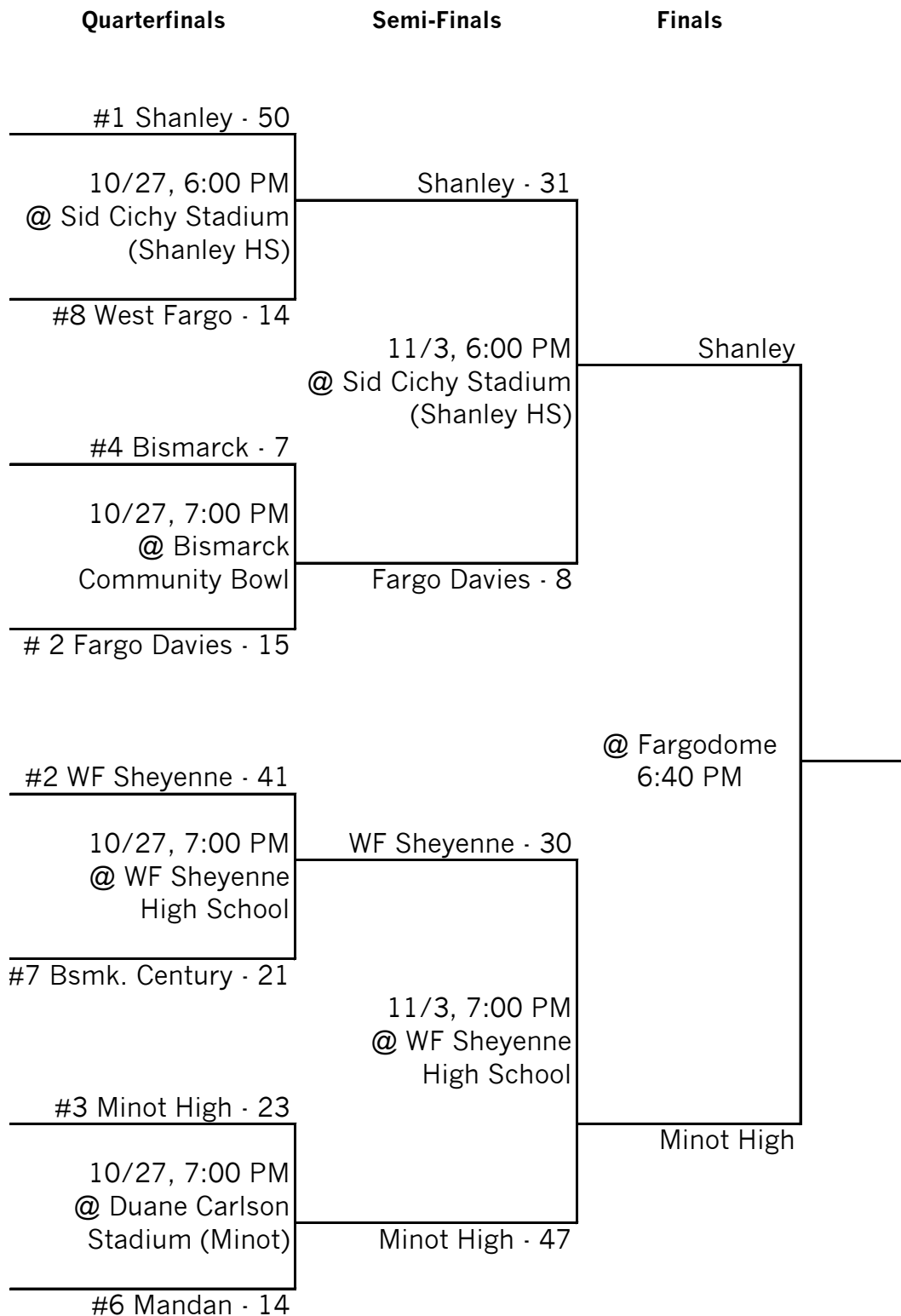
Element Fargo 925 19th Avenue East, West Fargo, ND 58078

elementfargo.com | 701 478 5333

©2019 Marriott International, Inc. All Rights Reserved. All names, marks and logos are the trademarks of Marriott International, Inc., or its affiliates.

MARRIOTT
BONVOY

BRACKET - AAA DIVISON





SHANLEY DEACONS



Front Row: Ian DeVine, Fisher Hannesson, Joe Flaherty, Kaden Christmann, Sam Ovsak, Adam Leininger, Isaac Perkerewicz, Jordan Leininger, Carter Mitchell, Nick Kuehl, Isaac Butler, Luke Rogen, Cam Ahlers, Landon Meier, Boden Meier, Brian Schaan
 Second Row: CJ Johnson, Jake Kraft, Luke Motteberg, Gavin Veum, Matt Berg, Max Sornsin, Holden Deutsch, Jackson Nierode, Alisandro Isaac, Andrew Crist, Landon Howe, Layton Rud, Will Hankel, Gabe Walker, Luke Warner, Ethan Nierode
 Third Row: Brock Carlquist, Derek Boehm, Simon Schwind, Henry Richard, Shawn Kotrba, David Hollcraft, Gabe Danduran, Carson Johnson, Kaden Binek, Jax Mattern, Drew Kadrmas, Briggs Hanson, Carson Busek, Landon Mitchell, Brysen Bloch, Nick Anderson, Joshua Lefor
 Fourth Row: Mgr. Emily Gietzen, Mgr. Addison Ressler, Mgr. Lucia Ferguson, Brock Syrquin, Zander Anas, Chad Pollock, Ryan Ommen, Joey Jaeger, Kaden Geigle, Eli Emineth, Michael Hollcraft, John Eaton, Austin Flieth, Joey Lepine, Liam Miller, Corban Youngmark, Tyler Wiese, Isaac Madsen
 Back Row: Coach Anthony Carlquist, Coach Chris Ahlers, Coach Drew Fahrman, Coach Stefan Webber, Coach Peyton Hanzal, Coach Patrick Thiel, Head, Coach Troy Mattern, Coach Cade Busek, Coach Jordan Vadnais, Coach Luke Rustad, Coach Isaac Emineth, Coach Wayne Sargent
 Not Pictured: Justin Ajeo, Coach Todd Molden, Coach Chris Prisinzano

Season Record: 11 – 0

Opponent	Deacons	Opponent	W/L
Bismarck High	35	7	W
West Fargo	57	14	W
Fargo South	49	28	W
WF Sheyenne	42	14	W
Bismarck Century	48	35	W
Bismarck Legacy	69	20	W
Fargo Davies	42	28	W
Mandan	55	33	W
Bismarck St. Mary's	55	42	W
Post Season			
West Fargo	50	14	W
Fargo Davies	31	8	W



SHANLEY DEACONS

No.	Name	Position	Height	Weight	Grade
0	Carson Busek	QB/DB	5'11	185	11
1	Alisandro Isaac	WR/DB	6'1	180	10
2	Kaden Christmann	WR/LB	6'0	200	12
3	Joe Flaherty	WR/DB	5'11	175	12
4	Joey Jaeger	WR/DB	5'8	165	11
5	Landon Meier	QB/DB	5'11	190	12
6	David Hollcraft	WR/DB	5'9	160	11
7	Isaac Perkerewicz	RB/LB	6'0	195	12
8	Ian DeVine	WR/DB	5'11	185	12
9	Landon Mitchell	RB/LB	5'11	185	10
10	Jax Mattern	QB/DB	5'10	170	10
11	Boden Meier	WR/DE	6'3	195	12
12	Brian Schaan	WR/DE	6'0	195	12
13	Matthew Berg	K	6'0	160	12
14	Jordan Leininger	WR/LB	6'1	200	12
15	John Eaton	WR/LB	5'7	160	10
16	Kaden Binek	WR/DB	5'10	165	12
17	Michael Hollcraft	QB/DB	5'8	130	9
18	Ryan Ommen	WR/DB	5'6	135	9
19	Drew Kadrmas	WR/DB	5'10	160	11
20	Derek Boehm	WR/LB	5'10	170	10
21	Jake Kraft	WR/DB	6'0	165	10
22	Sam Ovsak	WR/DB	6'0	170	12
23	Jackson Nierode	WR/DB	6'2	155	11
24	Carson Johnson	WR/DB	5'10	170	12
25	Fisher Hannesson	WR/DB	6'0	165	12
27	Andrew Crist	WR/DB	6'1	150	11
28	Gabe Danduran	RB/LB	5'9	175	11
29	Eli Emineth	RB/LB	5'7	155	9
30	Simon Schwind	K	5'9	140	10
38	Zachary Schmitz	WR/DB	5'10"	155	10
31	Briggs Hanson	WR/LB	5'11	175	10
32	Brock Syrquin	WR/DB	5'4	110	9
33	Chad Pollock	RB/LB	5'6	160	11
34	Adam Leininger	RB/LB	6'1	225	12
35	Justin Ajeo	WR/DB	6'1	165	11
36	Henry Richard	RB/LB	5'9	155	11
39	Corban Youngmark	RB/LB	5'10	185	9
40	Kaden Geigle	WR/LB	5'8	185	11
42	Austin Flieth	WR/LB	5'8	165	12
50	Joey Lepine	OL/DL	5'6	180	10
52	Max Sornsin	OL/LB	6'0	220	11
54	Tyler Wiese	OL/DL	5'9	220	11
55	Liam Miller	OL/DL	5'9	170	9
56	Cam Ahlers	OL/DE	6'1	225	12
57	Zander Anas	OL/DL	5'5	165	10
58	Shawn Kotrba	OL/DL	5'11	200	10
60	Isaac Butler	OL/DL	6'1	270	12
61	Ethan Nierode	OL/DL	6'7	210	11
62	Holden Deutsch	OL/DE	6'3	220	11
63	Isaac Madsen	OL/DL	5'9	250	10
64	Carter Mitchell	OL/DL	6'1	230	12
65	Will Hankel	OL/DE	6'0	170	11
66	Brock Carlquist	OL/DL	5'10	245	9
67	Luke Warner	OL/DL	6'11	240	11
70	Gabe Walker	OL/DL	6'5	205	11
71	Layton Rud	OL/DL	6'0	240	11
73	Joshua Lefor	OL/DL	5'11	200	11
74	Nick Anderson	OL/DL	5'11	260	10
75	Gavin Veum	OL/DE	6'4	250	10
76	Luke Rogen	OL/DL	6'4	270	12
77	Nick Kuehl	OL/DL	5'11	275	12
78	Brysen Bloch	OL/DL	6'1	245	11
79	CJ Johnson	OL/DL	6'0	285	10
80	Landon Howe	WR/DB	6'0	150	10
81	Luke Motteberg	WR/DB	6'3	175	10



TROY MATTERN

Troy Mattern is in his seventh season as head coach of the Shanley Deacons. Coach Mattern has a career record of 117-36, including six region championships and four NDHSAA State Championships. Troy holds a Bachelor of Science in Education degree (University of North Dakota, 1999), a Master of Education Administration degree (Winona State, 2004) and is currently the Vice President at Heritage Homes.

Troy is married to Jamie and has four children (Cooper, Lydia, Jax and Ily).

ASSISTANT COACHES

Anthony Carlquist
 Todd Molden
 Chris Priszano
 Luke Rustad
 Stefan Weber
 Chris Ahlers
 Cade Busek
 Wayne Sargaent
 Patrick Thiel
 Jordan Vadnais
 Isaac Emineth
 Drew Farhrman
 Peyton Hanzel



SHANLEY DEACONS

Team Stats (Average per game)

Rushing Yards	137
Passing Yards	376
Points Scored	50
Points Allowed	24
Rushing Yards Allowed	138
Passing Yards Allowed	159

Individual Stats (Average per game)

SCORING LEADERS	Total TD	2PAT	1PAT	FG	Total Points
Landon Meier	54	6			336
Sam Ovsak	19	3			120
Jordan Leininger	13	2			82

PASSING LEADERS	Com/Att	Yards	TD	Int	Cmp %
Landon Meier	209/313	3123	38	7	67%
Jax Mattern	41/63	482	4	3	65%

RUSHING LEADERS	Att	Yards	TD	Yds/Att
Landon Meier	118	701	16	6
Isaac Perkerewicz	32	202	2	6

RECEIVING LEADERS	Rec	Yards	TD	Yds/Att
Sam Ovsak	87	1354	19	16
Jordan Leininger	63	1111	13	18

DEFENSIVE LEADERS	Solo	Asst	Total Tkls	TFL/Sacks	Int
Kaden Christmann	37	35	72	5	
Landon Mitchell	26	38	64	2	
Jordan Leininger	27	18	45	2	6



President

Mike Hagstrom

Principal

Father Kyle Metzger

Activity Director

Reggie Jackson

Statistician

Todd Lefor

Student Managers

Lucia Ferguson, Emily Gietzen, Addison Ressler

Camera

Rachel Breen, Aurielle Miller

Cheer Advisor

Carrie Brazier

School Colors

Red & White

School Song

Forward for Shanley High



Front Row: Mairyn Freeman, Nissi Martin
Middle Row: Brooklynn Greening, Josie Paul, Leah Olson
Back Row: Grace Madsen, Rachel Seefeldt



MINOT HIGH MAGICIANS



Row 7: Rich Pillion, Matt Ruhland, Mason Kramer, James Johnson, Mark Jensen, Chauncy Hendershot, Jerry Danelson, TJ Kinchen, Andy Lach, Lloyd MacDonald, Jose Escobar
 Row 6: McKayla Whitfield, Hailegh Carr, Rajah Fulton, Landon Bedell, Lincoln Brooks, Giovanni Perez, Tayvin Patterson, Kamylee Theibert, Kaitlynn Weikamp, Elliot Magcallas
 Row 5: Clay Mullins, Blake Anderson, Carter Larson, Tyler Kippen, Logan Conklin, Cash Danielson, Jaiden Schmaltz, Deidrick Scott, Caleb Albertson
 Row 4: Taven Backmen, Adam Mrozik, Dylan Huber, Evan Fournier, Jeremiah Herzer, Trance Schon, Kal-El Reed, Reily Bennefield, Talan Jundt
 Row 3: Wendell Johnson, Azen Lockhart, Jaxon Dahl, Noah Bledsoe, Teagan Nicholes, Jobe Rystedt, Micheal George, Derrick Arivett, Justin Wood, Brady Larson
 Row 2: Anthony Brown, Mason Eichhorn, Ethan Armstrong, Payton Joliffe, Hayden Swital, Heston Faul, Kobe Irmen, Braden Nelson, Kaden Henderson, Griffen Broderick
 Row 1: Teagan Schindler, Lukas Vondal, Kellen Burke, Kaden Pillion, Kaden Flaviin, Kaden Kraft, Lucas Beeter, Jaidrean Small, Tyson Ruzicka

Season Record: 10 – 1			
Opponent	Magicians	Opponent	W/L
Bismarck St. Mary's	37	0	W
Bismarck Legacy	49	0	W
Mandan	28	12	W
Bismarck Century	30	0	W
Fargo Davies	26	0	W
West Fargo Sheyenne	20	28	L
Bismarck High	26	23	W
Williston	56	0	W
West Fargo	46	8	W
Post Season			
Mandan	23	14	W
West Fargo Sheyenne	47	30	W



MINOT HIGH MAGICIANS

No.	Name	Position	Height	Weight	Grade
0	Jaidrean Small	RB	5'7	155	12
1	Cash Danielson	QB/DB	6'2	175	12
2	Tyson Ruzicka	RB/DB	5'9	180	12
3	Kellan Burke	WR/DB	5'10	170	11
4	Aaron Prestwich	WR/DB	5'7	150	11
5	Anthony Brown	RB/DB	5'8	140	12
6	Kaden Flavin	WR/DB	5'11	165	11
7	Wendell Johnson	WR/DB	5'10	157	12
8	Teagan Schindler	QB/DB	5'9	145	10
9	Lucas Beeter	QB	6'4	185	12
10	Hayden Swital	WR/DB	6'0	155	11
11	Logan Conklin	WR/DB	6'5	192	12
12	Trance Schon	FB/LB	5'10	188	11
13	Michael George	RB/LB	6'1	190	12
14	Kaden Henderson	WR/DB	6'0	165	11
15	Evan Fournier	WR/DB	5'8	175	11
16	Colby Albertson	WR/DB	6'0	165	12
17	Kaden Kraft	WR/DB	5'10	160	11
18	Braden Nelson	WR/DB	6'6	210	12
19	Azen Lockhart	WR/DB	5'6	140	11
20	Reily Bennefield	FB/LB	5'9	175	11
21	Lukas Vondal	WR/DB	5'9	175	12
22	Kaden Philion	RB/DB	5'10	140	11
23	Talan Jundt	WR/DB	6'0	185	12
26	Tyler Kippen	WR/DB	6'0	165	10
27	Mason Eichhorn	FB/LB	5'9	175	11
28	Taven Backman	RB/DB	5'10	160	11
29	Blake Anderson	RB/LB	5'10	182	10
30	Nathan Henderson	TE/LB	6'1	155	10
32	Payton Jolliffe	RB/LB	6'1	145	11
33	Brady Larson	LB	5'9	170	12
34	Griffin Broderick	RB/LB	6'0	192	11
35	Caleb Simi	LB	5'9	200	12
36	Landon Bedell	TE/LB	6'5	206	11
38	Elijah Lopez	WR/DB	6'0	165	10
39	Sean Small	RB/LB	5'11	210	12
44	Elijah Barcomb	OL/DL	5'10	165	12
45	Noah Bledsoe	FB/LB	5'11	180	11
47	Jaxon Dahl	FB/LB	6'1	180	10
50	Carter Larson	OL/DL	6'1	180	11
51	DeJarius Jones	OL/DL	5'8	185	12
52	Ethan Armstrong	OL/DL	5'11	215	12
55	Tucker Nelson	OL/DL	5'10	195	10
56	Zakery Clark	OL/DL	6'2	220	11
57	Caden DeMakis	OL/DL	5'8	195	10
58	Brandon Reed	OL/DL	5'5	145	10
59	Teagen Nicholes	OL/DL	6'0	255	12
61	Quinn Wilk	OL/DL	6'1	250	10
62	Justin Wood	OL/LB	5'9	175	12
63	Kal-el Reed	OL/DL	5'8	270	11
64	Jobe Rystedt	OL/DL	6'0	220	12
65	Lincoln Brooks	OL/DL	6'1	200	11
66	Jiovanni Perez	OL/DL	6'1	285	12
67	Rajah Fulton	OL/DL	5'11	295	11
68	Dylan Huber	OL/DL	6'4	240	11
71	Tayvin Patterson	OL/DL	5'10	255	11
75	Derrick Arivett	OL/DL	6'2	210	12
76	Clay Mullins	OL/DL	5'10	255	10
77	Liam Neff	OL/DL	6'2	240	10
79	Adam Mrozik	OL/DL	6'2	210	11
80	Jeremiah Herzer	WR/DB	5'9	142	11
81	Kobe Irmen	WR/LB	6'5	215	12
82	Taylor Lundeen	WR/DB	5'8	130	10
84	Heston Faul	TE/LB	6'4	200	12
86	Kayson Mello	WR/DB	5'5	125	10



CHAUNCY HENDERSHOT

Chauncy Hendershot is in his fourth season as head coach of the Minot Magicians. He has been with the program for 14 years. Coach Hendershot has a career record of 19-18, including two conference championships. Chauncy holds a Bachelors of Science in History Education (Minot State University, 2008) and a Master of Technology in Teaching (Valley City State University, 2015). Mr. Hendershot is currently a social studies teacher at Minot High School.

Chauncy is married to Kelly and has three children (Charlie, Emmy and Lauren).

ASSISTANT COACHES

Lloyd MacDonald
 Jerry Danelson
 TJ Kinchen



MINOT HIGH MAGICIANS

Team Stats (Average per game)

Rushing Yards	197.1
Passing Yards	108.9
Points Scored	31.8
Points Allowed	8.5
Rushing Yards Allowed	40
Passing Yards Allowed	130

Individual Stats (Average per game)

SCORING LEADERS	Total TD	2PAT	1PAT	FG	Total Points
Tyson Ruzicka	14				84
Kellan Burke	2		42	5	69
Logan Conclin	10				60

PASSING LEADERS	Com/Att	Yards	TD	Int	Cmp %
Lucas Beeter	75/127	1007	15	9	59%

RUSHING LEADERS	Att	Yards	TD	Yds/Att
Tyson Ruzicka	130	1090	12	8
Griffen Broderick	61	455	6	7

RECEIVING LEADERS	Rec	Yards	TD	Yds/Att
Kayden Kraft	27	307	2	11
Logan Conclin	20	389	10	19

DEFENSIVE LEADERS	Solo	Asst	Total Tkl	TFL/Sacks	Int
Michael George	16	5	21	19	
Brady Larson	27	20	47	8	
Landon Bedell	19	35	54	11	



Superintendent

Dr. Mark Vollmer

Principal

Dave McQueen, Harlan Johnson

Activity Director

Mitch Lunde

Student Managers

Elliot Magcalas, Makayla Whitefield, Haleigh Carr, Kaitlynn Wiekamp, KaMylee Thibert

Camera

Mason Kramer

Cheer Advisor

Vytalli Klimpel, Aleena Norris

School Colors

Maroon and Gold

School Song

Loyal & True



Row 4: Ava Berger, Janaia Jones, Kennedy Scheig, Emree Walz
Row 3: Kyleigh George, Isabella Ueckert, Macee Barber, Isabella Roll, Navae Bernsdorf
Row 2: Lizzy Drago, Juleah Richmond, Akina Pallera, Caleah Eddy
Row 1: Naomi Nygaard, Lely Rivera, Isabel Juarez, Taya Siedschlag, Bruoklyn Schrum

Past Champions

Yr.	Div.	Champion	Yr.	Div.	Champion	Yr.	Div.	Champion
1910	B	Minot	1935	B	Minot	1955	C	Fargo
1911	B	Blizzard	1936	B	Valley City	1956	C	Cancelled
1912	B	Fargo	1937		N/A	1957	C	Fargo
1913	B	Grand Forks	1938	C	Fargo	1958	C	Fargo Shanley
1914	B	Park River	1939	C	Mandan	1959	C	Bismarck St. Mary's
1915	B	Park River & GF	1939	A	Fargo Sacred Heart	1960-66		N/A
1916	A	Park River	1940	A	Fargo Sacred Heart	1967	D	Fargo Shanley
1917	A	Williston	1941	C	Minot	1968	D	Fargo Shanley
1918		N/A	1941	A	Fargo Sacred Heart	1969	D	Fargo Shanley
1919	A	Williston	1942	C	Mandan & Wahpeton	1970	D	Fargo Shanley
1920	A	Williston	1943	C	Cancelled	1971	D	Wahpeton
1921	A	Fargo	1944	C	Fargo	1972	D	Fargo Shanley
1922	A	Fargo	1945	C	No Game	1973	D	Fargo Shanley
1923	A	Fargo	1946	C	Grand Forks	1974	D	Fargo Shanley
1924	A	Valley City	1947	C	Mandan	Legend		
1925		N/A	1948	C	Mandan	A=Official title game		
1926	B	Fargo	1949	C	Bismarck	B=Unofficial game arranged after season		
1927-28		N/A	1950	C	Cancelled	C=Game arranged by Class A East & West Conf		
1929	B	Bismarck	1951	C	Bismarck St. Mary's	D=arranged with WDA & SE Conference in		
1930-32		N/A	1952	C	Williston Shanley	1967 & WDA & EDC in 1968-74		
1933	B	Jamestown	1953	C	Fargo Shanley			
1934	B	Grand Forks	1954	C	Fargo Shanley			

THREE DIVISION CHAMPIONS

Yr.	A Champion	B Champion	9-man Champion
1975	Fargo Shanley	Watford City	Napoleon
1976	Fargo Shanley	Watford City	Elgin
1977	Fargo Shanley	May/Port	Zeeland
1978	Fargo South	Watford City	Zeeland
1979	Dickinson Trinity	Watford City	Dakota (Arthur)
1980	Minot	Central Cass	Linton
1981	Fargo Shanley	Carrington	Hope
1982	Fargo South	Fargo Oak Grove	Sherwood
1983	Fargo Shanley	Velva	Parshall
1984	Bismarck	May/Port	Cooperstown
1985	Bismarck	Watford City	Northwood
1986	Fargo South	Watford City	New Salem-Almont
1987	Fargo South	Cavalier	Wyndmere-Lidgerwood
1988	Bismarck St. Mary's	Carrington	New England
1989	Fargo South	Beulah	PHCG
1990	Fargo South	Linton	Rollette
1991	Bismarck St. Mary's	LaMoure	Hankinson
1992	Fargo South	Lisbon	Wyndmere-Lidgerwood
1993	West Fargo	Des Lacs/Burlington	Sargent Central
1994	Bismarck St Mary's	Minot Ryan	Edgeley-Kulm
1995	Fargo North	Killdeer	New England/Regent
1996	Fargo South	Hazen	New England/ Regent

Past Champions

FOUR DIVISION CHAMPIONS

Yr.	AAA Champion	AA Champion	A Champion	9-man Champion
1997	Dickinson	Minot Ryan	Velva	New England
1998	West Fargo	Watford City	Harvey	Divide County
1999	West Fargo	Minot Ryan	Stanley	Central Valley
2000	Fargo North	Dickinson Trinity	Velva-Sawyer	Linton/H-M-B
2001	Bismarck	Dickinson Trinity	Velva-Sawyer	Strasburg-Zeeland
2002	West Fargo	Cavalier	Stanley-Powers Lake	Linton/H-M-B
2003	West Fargo	Cavalier	Velva-Sawyer	Linton/H-M-B
2004	Fargo South	Cavalier	Velva-Sawyer	Edgeley/Kulm
2005	GF Central	Dickinson Trinity	Velva-Sawyer	Richland
2006	Fargo South	Watford City	Velva	Napoleon/Gackle-Streeter
2007	Fargo South	Oak Grove	Harvey	Mott-Regent
2008	Bismarck	Watford City	Harvey	Hillsboro
2009	Bismarck	Fargo Shanley	Velva	Hankinson
2010	Fargo South	Fargo Shanley	Velva	Wyndmere/Lidgerwood
2011	Bismarck	Grafton	Stanley-Powers Lake	Napoleon/Gackle-Streeter
2012	Bismarck	Shanley	Hazen	New Rockford-Sheyenne
2013	Fargo South	Bismarck St. Mary's	Hazen	Cavalier
2014	Fargo Davies	Bismarck St. Mary's	Park River/ Fordville-Lankin	Cavalier
2015	Bismarck Century	Beulah	Park River Area/ Fordville-Lankin	Richland
2016	Bismarck Century	Bismarck St. Mary's	Ellendale/Edgeley/Kulm	Thompson
2017	West Fargo	Bismarck St. Mary's	Hillsboro/Central Valley	Wyndmere/Lidgerwood
2018	Bismarck	Shanley	Langdon Area/ Edmore/Munich	Thompson
2019	Bismarck Century	Hillsboro/ Central Valley	Langdon Area/Edmore/ Munich	Kidder County
2020	Bismarck Century	Bismarck St. Mary's	Langdon Area/Edmore/ Munich	Linton/HMB
2021	West Fargo Sheyenne	Jamestown	Kindred	LaMoure-Litchville/Marion
2022	Shanley	Jamestown	Velva/Drake- Anamoose/Garrison	New Salem-Almont

OFFICIAL EVENT APPAREL



Dakota Bowl Records (1993-Present)

INDIVIDUAL RECORDS

MOST YARDS RUSHING:

377, Ryan Chrest, Cavalier – 2013

MOST RUSHING ATTEMPTS:

43, Jordan Dewald, Napoleon-Gackle-Streeter – 2006

BEST RUSHING AVERAGE (12 or more attempts):

23.6, Ryan Chrest, Cavalier – 2013

MOST TOUCHDOWNS RUSHING:

6, Kyle Steffes, Dickinson Trinity – 2001

LONGEST RUN FROM SCRIMMAGE:

95 yds, Isaac Jacobs, Divide County – 2012

MOST YARDS PASSING:

377, Jacob Hagler, North Star – 2011

MOST PASSES ATTEMPTED:

42, Dylan Schestler, Des Lacs-Burlington – 2016

MOST PASSES COMPLETED:

22, Dylan Schestler, Des Lacs-Burlington – 2016

BEST COMPLETION PERCENTAGE (10 or more attempts):

.923 (12-13) Maxwell McQuillan, Kindred – 2021

BEST COMPLETION PERCENTAGE (20 or more attempts):

.810 (17-21) Will Madler, Bismarck – 2018

LONGEST PASS COMPLETION:

90 yds, Dustin Erbes to Jon Griffith, Richland – 2005

LONGEST SCORING PASS RECEPTION:

90 yds, Jon Griffith, Richland – 2005

MOST PASS RECEPTIONS:

11, Daniel Grande, North Star – 2011

MOST YARDS RECEIVING:

234, Jason Moore, Dickinson – 1997

MOST TOUCHDOWNS PASSING:

5, Tim Horn, North – 2000

5, Jacob Hagler, North Star – 2011

5, Brady Heyen, Richland – 2015

MOST TOUCHDOWN RECEPTIONS:

3, Jonny Thompson, Hatton-Finley-Sharon – 1998

3, Daniel Grande, North Star – 2011

3, Cole Sorby, Thompson – 2016

MOST TOUCHDOWNS

(Rushing/Receiving/Passing/Return):

7, Payton Hochhalter, Jamestown – 2022

MOST OFFENSIVE YARDS (Passing/Rushing):

543, Jonah Schwartzberger,
Napoleon-Gackle-Streeter – 2011

MOST PASSES INTERCEPTED:

4, Scott Kopp, Flasher-Carson – 1993

4, Kyle Ihry, Central Valley – 1999

MOST PASS INTERCEPTION YARDS:

124 yds, Brock Goldade, Harvey – 1998

LONGEST KICKOFF RETURN:

98 yds, Graham Andrist, Divide County – 1998

TOTAL YARDS - KICKOFF RETURNS:

143 yds, Graham Andrist, Divide County – 1998

LONGEST PUNT RETURN:

80 yds, Adam Cotton, Hillsboro – 1996

TOTAL YARDS - PUNT RETURNS:

95 yds, Adam Cotton, Hillsboro – 1996

TOTAL YARDS - ALL RETURNS:

179 yds, Adam Cotton, Hillsboro – 1996

LONGEST PUNT:

67 yds, Marcus Carpenter, Cavalier – 2003

BEST PUNTING AVERAGE (4 or more kicks):

50.0, Jonny Thompson, Hatton-Finley-Sharon - 1998

LONGEST FIELD GOAL:

43 yds, Ryan Matire, Bismarck St. Mary's – 2013

43 yds, Wade James, Bismarck Century – 2020

Dakota Bowl Records (1993-Present)

TEAM RECORDS

MOST POINTS SCORED (one team):

60, Wyndmere-Lidgerwood - 2017

MOST POINTS SCORED (two teams):

92, Napoleon-Gackle-Streeter (50) vs. North Star (42) - 2011

MOST FIRST DOWNS:

38, Napoleon-Gackle-Streeter - 2011

MOST RUSHING FIRST DOWNS:

22, Bismarck St. Mary's - 2016

MOST PASSING FIRST DOWNS:

17, North Star - 2011

MOST YARDS RUSHING:

519, Cavalier - 2013

MOST RUSHING ATTEMPTS:

64, Hillsboro-Central Valley - 2018

MOST PASSES COMPLETED:

22, Des Lacs-Burlington - 2016

MOST PASSES ATTEMPTED:

44, Bismarck St. Mary's - 2021

MOST YARDS PASSING:

370, North Star - 2011

BEST PASS COMPLETION PERCENTAGE:

10 or more attempts

.923 (12-13), Kindred - 2021

MOST PASSES INTERCEPTED:

5, Flasher-Carson - 1993

5, Central Valley - 1999

MOST OFFENSIVE PLAYS:

81, North Prairie - 2015

MOST TOTAL OFFENSIVE YARDS (NET):

669, Hazen - 2012

BEST AVERAGE YARDS PER PLAY:

12.71, Cavalier - 2013

MOST FUMBLES:

5, Rolette-Wolford - 1997

5, Hillsboro - 2008

5, Grafton - 2012

5, Westhope-Newburg-Glenburn - 2012

MOST FUMBLES LOST:

5, Grafton - 2012

LONGEST GAME (time):


2:57, Hazen vs. Westhope-Newburg-Glenburn - 2012

LONGEST SCORING DRIVE (elapsed time):

11:12 (67 yards, 20 plays), Beulah - 2019

LONGEST SCORING DRIVE (distance):

99 yards (19 plays), Killdeer - 1995



FRIDAY, NOVEMBER 10
LIVE FROM THE  FARGODOME


9-Man Championship
9:10 AM

Division A Championship
20 minutes after 9-Man Championship

Division AA Championship
20 minutes after Division A Championship

Division AAA Championship
6:40 PM

TV COVERAGE:
WDAY 6 - FARGO | WDAZ 8 - GRAND FORKS
KBYM 17 - BISMARCK | KMCI 14 - MINOT

 [INFORUM.com/wdayplus](https://www.inforum.com/wdayplus) WEBSTREAM:
WDAY+ SUBSCRIPTION REQUIRED

Dakota Bowl Team Appearances (1993-Present)

Beulah: 2005, 15, 19, 20

Bishop Ryan: 1994, 97, 99, 2019

Bismarck: 1997, 2000, 01, 03, 07, 08, 09, 10, 11, 12, 13, 16, 18

Bismarck Century: 2011, 12, 15, 16, 18, 19, 20, 22

Bismarck St. Mary's: 1994, 95, 2013, 14, 16, 17, 18, 20, 21

Carrington: 1999, 2002

Cavalier: 2002, 03, 04, 05, 13, 14, 19, 20, 21, 22

Central Cass: 2022

Central Valley: 1999

Des Lacs-Burlington: 1993, 2016

Devils Lake: 2007, 09, 10

Dickinson: 1997

Dickinson Trinity: 2000, 01, 02, 03, 05, 06, 23

Divide County: 1998, 2005, 12

Ellendale-Edgeley-Kulm: 2016

Edgeley-Kulm: 1994, 2004

Fargo Davies: 2014

Fargo North: 1995, 2000, 22, 23

Fargo South: 1993, 96, 2001, 04, 05, 06, 07, 08, 09, 10, 13

Flasher-Carson: 1993

Grafton: 1994, 2011, 12

Grand Forks Central: 1996, 2004, 05, 23

Hankinson: 2009

Harvey: 1993, 95, 96, 97, 98, 2001, 07, 08

Hatton-Finley-Sharon: 1998

Hazen: 1996, 2001, 12, 13

Hillsboro: 1996, 2008

Hillsboro-Central Valley: 2017, 18, 19, 21

Hope-Page: 2000

Jamestown: 1994, 2021, 22

Kidder County: 2019

Killdeer: 1995, 2014, 15, 16, 21

Kindred: 2016, 21, 23

LaMoure-Litchville-Marion: 2021

LaMoure-Litchville-Marion-Verona: 2003

Langdon-Munich: 2000, 09

Langdon Area-Edmore-Munich: 2017, 18, 19, 20

Larimore: 2004

Linton-HMB: 1999, 2000, 02, 03, 06, 08, 11, 20

Lisbon: 1999, 2004, 07, 20

Maddock: 2001, 02

Milnor-North Sargent: 2010, 13

Minot: 1999, 2002, 06, 14, 15, 17, 23

Mott-Regent: 2007

Napoleon-Gackle-Streeter: 2006, 07, 11

New Salem-Almont: 2022

New Salem-Almont-Glen Ullin: 2016, 18

North Star: 2011

North Prairie: 2015, 23

New England-Regent: 1995, 96

New Rockford-Sheyenne: 2003, 04, 12

Oak Grove: 2007

Park River-Fordville-Lankin: 2014, 15

Parshall-White Shield: 2009

Richland: 2005, 15

Rolla-Rock Lake: 1994

Rolette-Wolford: 1997

Rugby: 1998, 2000

Sargent Central: 1993

Shanley: 2009, 10, 11, 12, 14, 15, 16, 17, 18, 22, 23

Shiloh Christian: 2014, 17

South Border: 2023

Stanley-Powers Lake: 1998, 99, 2002, 11

Strasburg-Zeeland: 2001

Thompson: 1995, 2016, 18

Turtle Lake-Mercer: 2006

Valley City: 2008

Velva-Sawyer: 1997, 2000, 01, 03, 04, 05, 06, 09, 10

Velva-Drake-Anamoose-Garrison: 2022

Wahpeton: 1998, 2013

Watford City: 1997, 1998, 2006, 08

Wells County: 2010

Westhope-Newburg-Glenburn: 2012, 13

West Fargo: 1993, 1998, 1999, 2002, 03, 17, 21

West Fargo Sheyenne: 2019, 20, 21

Williams County: 2008

Wyndmere-Lidgerwood: 2010, 17

Here's an effective way for you and your community to prevent the

#1 KILLER OF TEENS.



Impact

Teen Drivers

The ND Association of Counties has teamed up with the “Impact Teen Drivers – What Do You Consider Lethal” Campaign with a free interactive program for students, teachers and law enforcement. “Impact Teen Drivers” will help teens think about the deadly impact of distractions while driving.

To book this program, please contact:

ImpactTeens@ndaco.org
Vision Zero Outreach Program



VISION ZERO 

NDHSAA HISTORY & INFORMATION

BOARD OF DIRECTORS

Josh Johnson, President	Valley City
Andrew Jordan, Vice President	Wilton
Adam Tescher (Dept. of Public Instruction)	Bismarck
Alexis Baxley (ND School Board Association)	Bismarck
Guy Fridley	Dickinson
Rick Diegel	Steele
Matt Bakke	Grand Forks
Patti Aanenson	Larimore
Ryan Hanson	Devils Lake
Mitch Lunde	Minot
Larry Derr	Glenburn

EXECUTIVE OFFICERS

Matthew Fetsch	Executive Director
Brian Bubach	Associate Director
Justin Fletschock	Assistant Director
Kevin Morast	Assistant Director
Nick Walton	Technology Director
Tom Mix	Media Specialist

INFORMATION CONCERNING THE NORTH DAKOTA HIGH SCHOOL ACTIVITIES ASSOCIATION

I. Membership

The NDHSAA is a non-profit organization of the high schools in the state of North Dakota. All schools eligible for membership belong to the Association. Membership is granted upon application of the School Board, at which time the school agrees to enforce the rules which the members have established and to participate in the legislative process of modification and revision of rules to fit the changing needs of member schools and students.

II. Purpose as per NDHSAA Constitution

The purpose of the Association is to contribute to the education of high school boys and girls of North Dakota by:

- Administering a program of interscholastic activities, clinics, contests and festivals among its member schools.
- Elevating the standards of good sportsmanship and encouraging growth in good citizenship, not only of high school students, but also of all others who come in contact with school activities.
- Protecting member schools, students, and personnel from exploitation of special interest groups.
- Encouraging pride in scholastic achievement as a fundamental basis for a well-balanced activities program.
- Supplementing the dramatic, literary, music and physical education programs of the schools and giving due emphasis to those tendencies which promise best to promote the mental and physical health and social well-being of all students.

III. Brief History

The activities association was founded in 1908 under the name of the High School League and originally was concerned only with athletics. In 1923 the state organization became affiliated with the National Federation of High School Athletic Associations (NFHS). A full-time executive director was employed in 1949, an assistant was added in 1963, a girls sports supervisor in 1973, and a music and speech coordinator in 1978.

In 1950 the Consolidated League, an organization of the smaller schools of the state, affiliated with the High Schools League, thereby uniting all high schools of the state under one organization. Music and speech activities were placed under the direction of the Association in 1955, and the name was changed to the North Dakota High School Activities Association at that time. Schools in the League were all one class for basketball competition from 1908 to 1932. A two-class system was used from 1933 to 1947 and a three-class system from 1948 to 1963. In 1964 the two-class system was restored and this arrangement has been in effect since then up to the present time. Official state champions have been named in boys track since 1908 and in boys basketball since 1914. Official champions in other sports were later added as follows: boys golf and boys tennis 1938, baseball 1950; wrestling 1959; boys cross country 1961; boys hockey 1967; girls track, golf and tennis 1966; girls gymnastics 1969; girls basketball 1974; girls swimming 1974; boys swimming 1975 and girls cross country 1979. State football champions were determined off and on between 1916 and 1959, when the practice was discontinued, but were restored in 1975 when NDHSAA officially sponsored Class A, Class B and 9-man championship games. The NDHSAA Dakota Bowl - a one day event where all three football championship games are played - was introduced in 1993. In 1997, the current four division format (Division AAA, Division AA, Division A and 9-man) for NDHSAA football was introduced.

Basketball tournaments for girls were conducted by the Consolidated League for a number of years and by the NDHSAA from 1951 to 1960, at which time they were discontinued because of the small number of schools fielding teams. Girls basketball was reinstated as an NDHSAA-sponsored activity in 1973 on a district level, with separate state Class A and Class B champions being named since 1974. Class A girls volleyball state champions were first named in 1984 and Class B girls volleyball state champions were first named in 1989. Boys state soccer champions were first named in 1995 and girls state soccer champions in 1996. Girls state hockey champions were first named in 2003. Girls softball champions were first named in 2009 with separated Division A & B champions in 2012. Girls Wrestling was added as a sponsored NDHSAA Activity in 2021-22.

IV. Activities (Participation Numbers for 2022-23 School Year)

Athletic Activities	Number of Participating Schools	Number of Students Participating
Baseball	133	1,652
Basketball - Boys	165	2,675
Basketball - Girls	165	1,763
Cross Country - Boys	121	639
Cross Country - Girls	121	553
Football	148	3,775
Golf - Boys	135	1,002
Golf - Girls	135	498
Gymnastics	24	79
Hockey - Boys	51	584
Hockey - Girls	27	224
Soccer - Boys	28	587
Soccer - Girls	28	478
Softball	97	926
Swimming - Boys	29	285
Swimming - Girls	29	345
Tennis - Boys	28	350
Tennis - Girls	28	393
Track - Boys	156	2,606
Track - Girls	156	2,122
Volleyball	157	2,580
Wrestling - Boys	107	877
Wrestling - Girls	107	252
Music Activities	Number of Participating Schools	Number of Students Participating
Band	143	4,572
Vocal	140	4,025
Orchestra	19	887
Speech Activities	Number of Participating Schools	Number of Students Participating
Debate	7	146
Drama	90	1,087
Speech	117	969
Student Congress	20	139

V. Registration of Officials and Interpretation Meetings

In the 2022-23 school year 2,154 officials registered with the NDHSAA. These men and women are furnished rule books for the sports in which they officiate, and examinations are provided annually in baseball, basketball, football, gymnastics, hockey, soccer, softball, swimming & diving, volleyball and wrestling. Officials are also required to complete online rules clinics in all sports and workshops in baseball, basketball, football, softball, volleyball and wrestling.

VI. School Administrator Meetings

The NDHSAA holds mandatory administrator meetings throughout North Dakota in September. The meetings cover various topics member schools should be aware of entering the

school year.

VII. Cheerleader Clinics

The NDHSAA has recognized the importance of safety in cheerleading. Because of this, the Association has added rules/safety clinics for head cheer coaches of all member schools who have cheerleaders. These clinics recognize the importance of informing cheer coaches of proper safety techniques as well as emphasizing the responsibility of cheerleaders for sportsmanship and crowd control.

VIII. Organization of Association

NDHSAA BOARD OF DIRECTORS

The Board of Directors consists of 11 members. Three Board members shall be chosen from Class A Schools, one each from two geographical areas and one at-large. Four administrators of Class B schools, one high school principal as a member-at-large and one athletic administrator. These representatives are elected by the membership as a whole, with each school having one vote. In addition, a representative of the North Dakota School Boards Association and the Superintendent of Public Instruction serve as a member of the Board.

REPRESENTATIVE ASSEMBLY

The superintendent or high school principal or athletic administrator of each school serves as a member of the representative assembly, with each school being entitled to one vote. An annual meeting is held each year to adopt rules and regulations governing interscholastic contests and eligibility regulations. All such rules are made by the representative assembly.

DISTRICT COMMITTEES

The district activities are controlled and managed by committees elected by school officials in each area.

EXECUTIVE OFFICERS

The administration of the various programs and the implementation of the policies of the Association are placed in the hands of the Executive Director, one Associate Director, two Assistant Directors, a Technology Director and a Media Specialist who are employed by the Association.



Ruby Tuesday

..... VISIT US TODAY!

FARGO

2535 23rd Ave S | 701-232-2012



Triple Play



Endless Garden Bar



Hickory Bourbon Chicken