

NDHSAA

DAKOTA BOWL

2025

©NWD.HK



TOURNAMENT COMMITTEE

NOVEMBER 14, 2025 | FARGODOME | FARGO, ND



Perfect Options to Protect Each Perfect Moment.

Lucky for us, life is full of choices, big and small...Just as it should be. They define us. They make us who we are. And when it comes time for you to choose a car, home, your next big adventure, or start a new business. Farmers Union Insurance, has the variety of choices to make sure you have the perfect coverage, to protect each perfect moment.



Farmers Union
INSURANCE

fumic.com

TABLE OF CONTENTS



Click below to go directly to that page.

- NDHSAA Board of Directors
- Welcome & Staffing
- 9-Man Bracket
- New Rockford-Sheyenne-Maddock
- LaMoure-Litchville/Marion
- Division A Bracket
- Bottineau
- Langdon Area-Munich
- Division AA Bracket
- Minot North
- Devils Lake
- Division AAA Bracket
- Fargo Davies
- Bismarck Century
- Dakota Bowl Past Champions
- Dakota Bowl Records
- Dakota Bowl Appearances
- NDHSAA History & Information

Gold Sponsor (\$500-\$999)

American Crystal Sugar
Hornbacher's
The Tavern Grill

Platinum Sponsor (\$1000+)

Element Hotel
Visit Fargo-Moorhead
Rumble on the Red

Silver Sponsor (\$250-\$499)

Border Bank
Comstock Construction
Choice Bank
Expressway Inn & Suites
Fargo Freightliner
Fargo Masonic Center
First Interstate Bank
Heyer Engineering, Inc.
Scherling Photography
Scottish Rite Language Center
Shane LeBahn
Farmers Union Insurance
Western State Bank

Bronze Sponsor (\$100-\$249)

Bell Bank
Curts Lock & Key
Maring Williams Law Office
Pladson Law Office
PrairieLand Ag. Inc
Sidestreet Grille & Pub



TOURNAMENT COMMITTEE

PATRON SPONSORS 2025

NDHSAA BOARD & STAFF



Matthew J. Fetsch
Executive Director



Brian Bubach
Associate Director



Justin Fletschock
Assistant Director



Kevin Morast
Assistant Director



Nick Walton
Tech. Director



Tom Mix
Media Specialist



Patti Aanenson
President | Larimore



Mitch Lunde
VP | Minot



Matt Bakke
Grand Forks



Nathan Berseth
Colfax



Chad Berger
Napoleon



Travis Christensen
Fargo



Larry Derr
Glenburn



Ryan Hanson
Devils Lake



Scott Jung
New England



Shane Martin
Turtle Mountain
Community



Jason
Simpenderfer
Beulah



Adam Tescher
Dept. of Public
Instruction-Bismarck

Behavior Expectations for Regular & Postseason Competitions

- Respect the American flag and the National Anthem.
- Contesting schools shall each have an authorized faculty representative present who shall be responsible for his/her school's participants, students, and fans throughout the contest.
- Spectators must wear appropriate clothing. Those who do not comply or who wear clothing that is vulgar, obscene or that in some other way inappropriate, as determined by school/tournament personnel, will be removed from the facility if they do not cooperate with this behavior expectation.
- The use of appropriate language is expected at all times. Profanity, negative chants, trash talk, name-calling, personal attacks or other acts of disrespect are unacceptable and must be immediately addressed by school/tournament administrators. Any discriminatory slur will result in immediate removal from the facility.
- Any attendee ejected from a NDHSAA regular season or tournament contest will incur a minimum two (2) calendar week game/event suspension.
- Respect the game/contest. Under no condition shall anyone other than the members of the official squad enter the playing surface. No one may interfere with the contest in any way.
- Handheld signs and flags, which do not obstruct the view of others, are permitted provided they are in good taste. Signs or other similar items contest/tournament officials deem to be in poor taste will be removed. Message or "white" boards are prohibited. The carrying of flags around the playing surface is NOT allowed.
- Artificial noisemakers of any kind (i.e. megaphones, cowbells, sirens, whistles, thunder sticks, and other similar items) are not allowed at any indoor events, including outdoor sports played at indoor venues. Exception – Megaphones appropriately used by cheerleaders are permitted if allowed by contest officials.
- Laser lights or any other lights deemed distracting to participants are strictly prohibited.
- The use of unmanned aerial vehicles (UAV), also known as drones, is prohibited at all contests.

WELCOME & STAFFING '25



WELCOME TO DAKOTA BOWL XXXIII

The Metro Area Tournament Committee and the communities of Fargo and West Fargo would like to welcome you to the Fargodome for Dakota Bowl XXXIII. We look forward to providing an exciting and memorable experience for all players, coaches, cheerleaders, and fans. The Metro Area Tournament Committee is grateful to the Fargodome staff and administration for their cooperation in assisting with management of this event. We also express our gratitude to many volunteers and workers for providing their assistance.

As an extension of the North Dakota High School Activities Association's effort to promote sportsmanship and goodwill among schools and athletes, we hope you will join us in providing positive encouragement and support to all who are participating. Good luck to all the teams.

Metro Area Tournament Committee
Todd Olson, Fargo Public Schools Director of Student Activities
Dakota Bowl Manager

Tournament Website: www.metrotournament.com
Instagram: [metrojourney](https://www.instagram.com/metrojourney)

X: [@nddakotabowl](https://twitter.com/nddakotabowl)
#DakotaBowl

DAKOTA BOWL STAFF & MANAGEMENT

Tournament Manager.....Todd Olson
Tournament Assistant Jenny Schultz
Staffing/Will Call Kaity Dalzell,
MJ Caulfield, Cathy Pauly
Media Coordinator..... James Moe
Fargodome Management..... Rob Sobolik
Sports Medicine..... Brad Reed, Director
Sanford Health Sports Medicine
Maddi Haugen, Jon Sandy, Jered Steen,
Kathy Stompro, Stacy Stoner-Dockter, Scott Witte
Physicians Dr. Andrew Glogoza, Dr. Christopher Grenz
Field Supervisors Mike Beaton, Lenny
Ohlhauser, Duane Rindy, Dan Shultis
Public Address..... Travis Christopher, Guy Goschen
PA Spotter.....Josh Rogers, Byron Parman
Clock OperatorsDick Hell, Darrel Lund,
Bear Reed, Craig Schwinden
Website/Social Media.....Jerry Schneider
Social Media Mike Boutain
PhotographyStephanie Perreault
StatisticsBrant Baarstad, Eli Schneider,
Zachary Hochhalter
Chains Crew Curt Kellen, Shannon Mehlich,
Mike Monda, Tim Raftevoid, Chris Rostad,
Jerry Rostad, Mick Rostad, Rob Wilson

Ball Boys Michael Ahlers, Sam Dahl,
Patrick Flaherty, Gordie Mack
Ball Boy Coordinator.....Chris Ahlers
Officials Host..... Tom Perius, Dale Weston

Game Officials

9 Man Ryne Jungling, Brooks Martin,
Ben Birkemeyer, Jon Meier, Kasey Burt
Division A..... Chris Larson, Ryan Weber,
Cam Enderson, Jake Schlecht, Nick Nelson
Division AA..... Jim Breen, Adam Jones,
Connor Dunn, Justin Farkas, Dylan Dunn
Division AAA Brad Nold, Mark Ukestad,
Aaron Motter, Andrew Workman, Brett Thielges
Replay OfficialsBrent Engebretson, Dave Klundt,
Mark Sandman, Brayden Schildberger

National Anthem

Color Guard Fargo Public Schools
AFJROTC – under direction of Col. James Gibson
9:10 Game..... Shanley Quintessence
6:40 Game..... Lilly Held, Fargo South High School

Here's an effective way for you and your community to prevent the

#1 KILLER OF TEENS.



Impact

--- Teen Drivers ---

The ND Association of Counties has teamed up with the “Impact Teen Drivers – What Do You Consider Lethal” Campaign with a free interactive program for students, teachers and law enforcement.

“Impact Teen Drivers” will help teens think about the deadly impact of distractions while driving.

To book this program, please contact:

ImpactTeens@ndaco.org
Vision Zero Outreach Program



VISION ZERO 

BRACKET | 9 MAN DIVISION



Round 1

Quarterfinals

Semi-Finals

Finals

#1 New Rockford-Shey-Maddock - 80

10/25 | 1:00 PM
@ New Rockford Athletic Field

Hatton/Northwood - 6

#8 Divide County - 13

10/25 | 2:00 PM
@ Divide Co. High School

Grant Co/Flasher - 48

#4 Alexander - 22

10/25 | 3:00 PM
@ Alexander High School

Napoleon/G-S - 36

#5 Hankinson - 38

10/25 | 1:00 PM
@ Hankinson High School

North Prairie - 8

#2 LaMoure-Litchville/Marion - 68

10/25 | 2:00 PM
@ LaMoure High School

Four Winds - 16

#7 Kidder County - 36

10/25 | 2:00 PM
@ Kidder Co. Public School

Mohall-Lansford-Sherwood - 28

#3 Linton/HMB - 58

10/25 | 1:30 PM
@ Linton High School

Lewis & Clark - 8

#6 North Border - 26

10/25 | 2:00 PM
@ Walhalla

South Border - 43

#1 New Rockford-Shey-Mad - 60

11/1 | 2:00 PM
New Rockford Athletic Field

Grant Co/Flasher - 14

Napoleon/G-S - 8

11/1 | 1:30 PM
Hankinson High School

#5 Hankinson - 52

#2 LaMoure-Litchville/Marion - 56

11/1 | 1:00 PM
LaMoure High School

#7 Kidder County - 6

#3 Linton/HMB - 22

11/1 | 1:30 PM
Linton High School

South Border - 26

#1 New Rockford-Shey-Mad - 72

11/8 | 2:00 PM
New Rockford Athletic Field

#5 Hankinson - 50

#2 LaMoure-Litchville/Marion - 48

11/8 | 1:00 PM
LaMoure High School

South Border - 12

#1 New Rockford-Shey-Mad



**NOVEMBER 14
FARGODOME**

#2 LaMoure-Litchville/Marion

NEW ROCKFORD-SHEYENNE-MADDOCK



Row 1: Tucker Faul, Grant Engebretson, Jackson Schumacher, Easton Benz, Easton Simon, Thomas Allmaras, Alex Weisenburger, Dominick Swinland, Dustin Nystrom, Danny Garcia
Row 2: Nate Olds, Alex Knatterud, Koy Zieman, Ayden Gable, Malaki Kukowski, Jax Demester, Aaden Benson, Aiden Rodriguez, Wyatt Dudymott, Layton Jacobson, Chaztin Wobbema, Manager Jason Ehni
Row 3: Jaxon Simon, Kady Abell, Sawyer Huso, Braylon Alfstad, Beau Baumbach, Kason Nass, Trig Williams, Thad Wobbema, James Maddock
Row 4: Lance Ziegler, Kolton O'Connor, Austin Weisenburger, Assistant Coach Nate Jensen, Assistant Coach Tyler Cook, Head Coach Elliott Belquist, Tyler Riggle, Glenn Skjerva

Superintendent

Natalie Becker (New Rockford-Sheyenne)
Ben Allmaras (Maddock)

Principal

Laura Hager (New Rockford-Sheyenne)
Ben Allmaras (Maddock)

Activity Director

Elliott Belquist (New Rockford-Sheyenne)
Shannon Sabbe (Maddock)

Camera

Damian Bolanos

Student Managers

Nate Olds, Jason Ehni



NEW ROCKFORD-SHEYENNE-MADDOCK

No.	Name	Pos.	Ht.	Wt.	Gr.
0	Grant Engebretson	12	5'11"	170	12
1	Braylon Alfstad	9	5'5"	120	9
2	Easton Simon	12	6'0"	180	12
3	Thad Wobbema	11	6'0"	125	11
4	Aiden Rodriguez	11	5'10"	150	11
5	Koy Zieman	10	6'3"	180	10
6	Trig Williams	9	5'6"	130	9
8	Jax Demester	10	5'11"	145	10
9	Thomas Allmaras	11	5'8"	150	11
10	Jackson Schumacher	12	6'2"	210	12
11	Kason Nass	11	6'3"	180	11
12	Alex Knatterud	10	5'5"	140	10
14	Sawyer Huso	10	5'6"	125	10
15	Alex Weisenburger	12	6'2"	215	12
22	Beau Baumbach	10	5'10"	180	10
23	Ayden Gable	10	6'1"	165	10
24	Kolton O'Connor	11	5'10"	175	11
27	Malaki Kukowski	11	6'0"	210	11
33	Layton Jacobson	11	6'1"	190	11
43	Jaxon Simon	9	6'1"	185	9
50	Lance Ziegler	11	6'0"	220	11
54	Chaztin Wobbema	11	6'0"	240	11
55	Austin Weisenburger	9	6'1"	215	9
70	James Maddock	10	5'10"	205	10
77	Glenn Skerva	9	5'8"	205	9
81	Easton Benz	12	6'3"	185	12
84	Kadyn Abell	10	5'10"	255	10
87	Wyatte Dudymott	9	5'6"	145	9



NEW ROCKFORD-SHEYENNE-MADDOCK



ELLIOTT BELQUIST

Elliott is in his seventeenth season as head coach of the New Rockford-Sheyenne-Maddock Rockets. Coach Belquist has a career 109-52 record, including five conference championships and two NDHSAA State Championships. He holds a Bachelor of Physical Education degree (Valley City State University, 2004) and is currently the Athletic Director and Physical Education teacher at New Rockford-Sheyenne High School.

Elliott is married to Beth and has three children (Bo, Kelsie and Emmie).

ASSISTANT COACHES

Reed Weisenburger
Tyler Cook
Nathan Jensen
Andrew Wickenheiser

SEASON RECORD: 12 - 0

Opponent	Rockets	Opp.	W/L
Cavalier	56	8	W
St. John	70	6	W
Larimore	66	6	W
North Border	48	8	W
North Prairie	62	36	W
Midway-Minto	80	12	W
Nelson County	58	20	W
Four Winds	46	16	W
North Star (forfeit)	2	0	W
Post Season			
Hatton/Northwood	80	6	W
Grant County	60	14	W
Hankinson	72	52	W

TEAM STATS (AVERAGE PER GAME)

Rushing Yards	105
Passing Yards	325
Points Scored	63.4
Points Allowed	16.5
Rushing Yards Allowed	128
Passing Yards Allowed	68

INDIVIDUAL STATS (AVERAGE PER GAME)

SCORING	TD	2PAT	1PAT	FG	PTS
Thomas Allmaras	23	15			168
Jackson Schumacher	22	11			154
Easton Benz	17	11			124
PASSING	TD	YDS	INT	COMPLETION	
Easton Simon	52	3217	4	196/245	80%
RUSHING	TD	YDS	ATT	YDS/ATTEMPT	
Jackson Schumacher	19	836	83	10 yds/carry	
RECEIVING	TD	YDS	REC	YDS/CATCH	
Easton Benz	14	948	64	15 yds/catch	
Thomas Allmaras	18	908	62	15 yds/catch	
DEFENSIVE	SOLO	ASST	TOTAL	TFL/ SACK	INT
Layton Jacobson	38	48	86	7	
Alex Weisenburger	29	25	54	24	

LAMOURE-L/M LOBOES



Row 1: Grayson Mattson, Miles Iverson, Dre'von Segelstrom, Andre Van Eeden, Joey Potts, Russ Arndt, Owen DelaBarre, Crosby Shockman
Row 2: Gavin Christoferson, Skyler White, Tucker Jones, Henry Lettenmaier, Cody Briggs, Rylee Christoferson, Easton Thielges, Andrian Danilov, Coach Lucas Isaacson
Row 3: Coach Colton Ness, Coach Andy DelaBarre, Avery Kramer, Leo Lahlum, Preston Arndt, Gunner Thielges, Cole Just, Austin Laney, Mason Warcken, Colby Thielges, Logan Potts, Coach Brent Thielges

Superintendent

Mitch Carslon (LaMoure)
Renee Bowen (Litchville-Marion)

Principal

Lucas Isaacson (LaMoure)
Jarvis Knutson (Litchville-Marion)

Activity Director

Lucas Isaacson

Camera

Hayden Love

Student Managers

Oliver Lesko, Maddux Devries, Thomas Waldie,
Jayce Riddle

Student Trainer

Madilynn Kale

Athletic Trainer

Dawn Schmitt




LAMOURE-L/M LOBOES



No.	Name	Pos.	Ht.	Wt.	Gr.
1	Logan Potts	WR/DB	6'0"	150	11
2	Dre'Von Segelstrom	WR/DB	5'7"	145	9
3	Colby Thielges	WR/DB	6'1"	180	11
4	Gunner Thielges	RB/LB	6'1"	190	12
9	Joey Potts	QB/DB	6'0"	125	10
11	Mason Warcken	QB/DB	6'1"	190	11
12	Andre Van Eeden	RB/DB	5'7"	140	10
17	Avery Kramer	RB/DB	5'10"	155	12
23	Rylee Christoferson	TE/LB	5'7"	175	11
32	Russ Arndt	WR/DB	6'1"	175	9
33	Henry Lettenmaier	RB/LB	5'10"	190	11
34	Cody Briggs	TE/LB	5'9"	185	11
40	Cole Just	TE/LB	6'3"	200	11
42	Miles Iverson	RB/DB	5'9"	145	9
44	Grayson Mattson	RB/LB	5'7"	150	10
52	Gavin Christoferson	OL/DL	5'9"	235	12
53	Crosby Shockman	OL/DL	5'11"	170	9
54	Tucker Jones	OL/DL	6'0"	195	12
60	Austin Laney	OL/DL	6'0"	215	12
65	Easton Thielges	OL/DL	5'11"	205	9
69	Skyler White	OL/DL	6'0"	260	11
75	Leo Lahlum	OL/DL	6'0"	165	10
81	Preston Arndt	OL/DL	6'1"	220	11
85	Owen DelaBarre	TE/LB	6'1"	205	9
95	Andrian Danilov	TE/LB	5'10"	210	12



LAMOURE-L/M LOBOES



ANDY DELABARRE

Andy is in his fourteenth season as head coach of the LaMoure-Litchville/Marion Loboes. Coach DelaBarre has compiled a career 106-40 record, including six region championships and one NDHSAA State Championship. He holds a Bachelor of Science in Education (North Dakota State University, 2007) and a Master of Educational Leadership (North Dakota State University, 2011) and is currently a financial advisor for Edward Jones.

Andy is married to Beth and has four children (Norah, Julia, Owen and Claire).

ASSISTANT COACHES

Lucas Isaacson
Colton Ness
Brent Thielges
Evan Diede
Brady Warcken
Matt Hebl

SEASON RECORD: 11 - 0

Opponent	Loboes	Opp.	W/L
Hatton-Northwood	58	28	W
Wyndmere-Lidgerwood	64	6	W
South Border	50	7	W
Hankinson	64	34	W
Griggs-Midkota	57	0	W
Maple River	52	0	W
Richland	72	12	W
Enderlin	56	16	W

Post Season

Four Winds	68	16	W
Kidder County	56	6	W
South Border	48	12	W

TEAM STATS (AVERAGE PER GAME)

Rushing Yards	294
Passing Yards	124.36
Points Scored	58.6
Points Allowed	12.45
Rushing Yards Allowed	N/A
Passing Yards Allowed	N/A

INDIVIDUAL STATS (AVERAGE PER GAME)

SCORING	TD	2PAT	1PAT	FG	PTS
Gunner Thielges	42				252
Colby Thielges	16				96
Henry Lettenmaier	10				60
PASSING	TD	YDS	INT	COMPLETION	
Mason Warcken	19	1304	1	53/89	60%
RUSHING	TD	YDS	ATT	YDS/ATTEMPT	
Gunner Thielges	41	2279	171	13 yds/carry	
Colby Thielges	4	215	13	17 yds/carry	
RECEIVING	TD	YDS	REC	YDS/CATCH	
Colby Thielges	12	535	20	27 yds/catch	
Henry Lettenmaier	3	202	10	20 yds/catch	
DEFENSIVE	SOLO	ASST	TOTAL	TFL/ SACK	INT
Henry Lettenmaier	32	44	76	14	2
Preston Arndt	19	18	37	29	0

BRACKET | DIVISION A



Round 1

Quarterfinals

Semi-Finals

Finals

#1 Langdon Area-Munich - 34

10/25 | 2:00 PM
@ Langdon Area HS

Northern Cass - 19

#8 Hillsboro/Central Valley - 18

10/25 | 1:00 PM
@ Hillsboro Event Center

Thompson - 8

#4 Velva-Drake-A/G - 49

10/25 | 2:00 PM
@ Velva High School

Southern McLean - 6

#5 Park River Area - 28

10/25 | 2:00 PM
@ Park River

Lisbon - 0

#2 Killdeer - 39

10/25 | 2:00 PM
@ Killdeer High School

Ray/Powers Lake - 13

#7 Dickinson Trinity - 13

10/25 | 1:00 PM
@ Biesiot Activities Center

Des Lacs-Burlington - 6

#3 Ellendale/Edgeley/Kulm - 46

10/25 | 1:30 PM
@ Ellendale High School

Grafton - 6

#6 Bottineau - 24

10/25 | 2:00 PM
@ Bottineau High School

Central McLean - 8

#1 Langdon Area-Munich - 25

11/1 | 2:00 PM
@ Langdon Area High School

#8 Hillsboro/Central Valley - 0

#4 Velva-Drake-A/G - 50

11/1 | 2:00 PM
@ Velva High School

#5 Park River Area - 6

#2 Killdeer - 39

11/1 | 2:00 PM
Killdeer High School

#7 Dickinson Trinity - 19

#3 Ellendale/Edgeley/Kulm - 35

11/1 | 2:00 PM
Ellendale High School

#6 Bottineau - 36

#1 Langdon Area-Munich - 36

11/8 | 2:00 PM
Langdon Area High School

#4 Velva-Drake-A/G - 26

#2 Killdeer - 22

11/8 | 3:00 PM
Killdeer High School

#6 Bottineau - 24

#1 Langdon Area-Munich



**NOVEMBER 14
FARGODOME**

#6 Bottineau

BOTTINEAU BRAVES



Row 1: Vale Haakenson, Patrick Patnaunde, Bauer Olson, Wyatt Campbell, Traevyn Grant, Kellen Bohl, Daniel Morin, Gavin Tiffany, Morgan Longie, and Landyn Grant
Row 2: Kayden Moore, Cael Rude, Nik Halvorson, Logan Biberdorf, Griff Reitan, Emerson Marum, Colten Thompson, Jaxon Buelow, Conner Guss, James Pollard, and Clint Seykora
Row 3: Assistant Coach Travis Hennings, Kole Gorder, Caleb Ellis, Jonas Parisian, Kooper Allard, Tyson Getzlaff, Tanner Campbell, Miguel Adams, Austin Getzlaff, Ben Halvorson, Carter Fortier, Easton Medlang, Bentley Hahn, and Head Coach Zach Keller
Row 4: Assistant Coach Chris Bedlion, Cooper Beckman, Mason Bristol, Toby George, Breckin Bohl, Quentin Hill, Carson Coleman, Alex Chisholm, Conner Guss, Landen Solberg, Graysen Nero, Skylar Foster, Owen Wilmot, and Assistant Coach Mike Hardy

Superintendent

Brian Palmer

Principal

Adam Beyer

Activity Director

Zach Keller

Cheer Advisor

Echoe Shriver, Kristen Allard

Athletic Trainers

Carolyn Rygg, Tyrone Berenston



BOTTINEAU BRAVES

No.	Name	Pos.	Ht.	Wt.	Gr.	No.	Name	Pos.	Ht.	Wt.	Gr.
1	Mason Bristol	WR/DB	6'2"	140	10	43	Austin Getzlaff	WR/DB	5'8"	140	9
2	Kooper Allard	WR/DB	5'8"	130	11	47	Kole Gorder	OL/DL	5'10"	160	9
3	Bentley Hahn	RB/LB	5'8"	140	10	50	Cael Rude	OL/DL	6'0"	205	11
4	Emerson Marum	QB/DB	6'1"	170	11	51	Carson Coleman	OL/DL	6'4"	190	12
5	Toby George	WR/DB	6'2"	170	12	52	Vale Haakenson	OL/DL	5'10"	160	10
7	Conner Guss	WR/DB	6'3"	180	12	53	Logan Biberdorf	OL/DL	6'0"	185	11
9	Nik Halvorson	K/P	6'1"	150	12	54	Breckin Bohl	OL/DL	6'3"	235	12
10	Landen Solberg	WR/DB	6'3"	170	12	55	Cooper Beckman	OL/DL	6'2"	225	12
11	Skylar Foster	WR/DE	6'3"	175	11	56	Gavin Tiffany	OL/DL	5'11"	160	9
15	Dawson Guss	QB/DB	5'10"	140	9	57	Alex Chisholm	OL/DL	6'4"	150	10
19	Landyn Grant	WR/DB	5'8"	145	10	58	Patrick Patnaude	OL/DL	5'10"	160	9
21	Tanner Campbell	RB/LB	5'9"	150	10	59	Owen Wilmot	OL/DL	6'0"	190	12
22	Wyatt Campbell	RB/LB	5'10"	180	12	60	Griffin Rietan	OL/DL	6'0"	200	10
23	James Pollard	RB/LB	5'10"	145	10	61	Jaxon Buelow	OL/DL	6'0"	225	11
24	Clint Seykora	WR/DB	5'11"	145	10	63	Miguel Adams	OL/DL	5'9"	180	9
25	Carter Fortier	WR/DB	5'8"	130	10	70	Quentin Hill	OL/DL	6'3"	240	10
28	Traevyn Grant	WR/LB	5'10"	150	9	77	Kaden Moore	OL/DL	6'0"	240	9
30	Morgan Longie	WR/DB	5'10"	150	11	79	Bauer Olson	OL/LB	6'0"	170	11
31	Easton Medlang	WR/DB	5'7"	130	9	80	Caleb Ellis	WR/DB	5'7"	135	10
32	Jonas Parisien	RB/LB	5'8"	150	11	83	Ben Halvorson	K/P	5'8"	140	11
33	Kellen Bohl	RB/LB	5'10"	160	9	85	Graysen Nero	WR/DE	6'2"	170	10
41	Daniel Morin	RB/LB	5'9"	175	11	88	Tyson Getzlaff	WR/DB	5'9"	140	9



Bottineau Cheer Team

Row 1: Tinsley Hennessy, Maren Fecho,
Josh Shriver, Shaylee Knoke

Row 2: Melanie Bardell, Rayann Skoog, Zuri
Olwage, Mylee Condit

BOTTINEAU BRAVES



ZACH KELLER

Zach is in his eleventh season as head coach of the Bottineau Braves and has been with the program for twenty years. Coach Keller has a career 50-51 record, including one region championship. He holds an associate in science degree (MSU-Bottineau, 2008) and is currently the Athletic Director and a para-educator at Bottineau High School

ASSISTANT COACHES

Travis Hennings
Chris Bedlion
Mike Hardy

SEASON RECORD: 11 - 1

Opponent	Braves	Opp.	W/L
Lisbon	28	6	W
Northern Cass	33	6	W
Bishop Ryan	35	6	W
Velva-Drake-Anamoose-Garrison	18	24	L
South Prairie-Max	53	6	W
Tioga	34	8	W
Des Lacs-Burlington	31	16	W
Stanley	42	7	W
Ray-Powers Lake	37	6	W
Post Season			
Central McLean	24	8	W
Ellendale/Edgeley/Kulm	36	35	W
Killdeer	24	22	W

TEAM STATS (AVERAGE PER GAME)

Rushing Yards	173
Passing Yards	160
Points Scored	33
Points Allowed	13
Rushing Yards Allowed	127
Passing Yards Allowed	68

INDIVIDUAL STATS (AVERAGE PER GAME)

SCORING	TD	2PAT	1PAT	FG	PTS
Emerson Marum	35				210
Landen Solberg	7				42
Nik Halvorson			44	5	59
PASSING	TD	YDS	INT	COMPLETION	
Emerson Marum	20	1817	8	120/227	53%
RUSHING	TD	YDS	ATT	YDS/ATTEMPT	
Emerson Marum	15	996	113	9 yds/carry	
Wyatt Campbell	8	504	71	7 yds/carry	
RECEIVING	TD	YDS	REC	YDS/CATCH	
Landen Solberg	7	494	33	15 yds/catch	
Conner Guss	5	339	16	21 yds/catch	
DEFENSIVE	SOLO	ASST	TOTAL	TFL/ SACK	INT
Owen Wilmot	19	79	98	22/5	0
Carson Coleman	19	55	74	24/12	0



Row 1: Colton Mitzel, Korbyn Rollness, Connor Mitchell, Kade Hanson, Sam Davis, Gavin Trottier, Karson Hanson, Dawson Downs, Maddux Busse
Row 2: Devin Hakanson, Oshun High Hawk, Evan Ottem, Kade Johnson, Luke Gilseth, Maddux Stremick, Braxton Lindseth, Jon Christie, Austin Wenzel, Shaun Kelso
Row 3: Colten Hein, Eastyn Schaefer, Jax Johnson, Theo Romfo, Caleb McDonald, Landon Schneider, TJ Henderson, Keaton Ulyott, Tanner McDonald, Levi Olson

Superintendent

Daren Christianson (Langdon)
Robert Bubach (Munich)

Principal

Ethen Askvig (Langdon)
Timothy Polansky (Munich)

Activity Director

Ethen Askvig (Langdon)
Seth Hansen (Munich)

Student Managers

Breck Krivarchka, Baylor Krivarchka, Gavin Rime, Finn Lorenz, Porter Pritchard, Parker McDonald

Cheer Advisor

Sierra Ferdon



LANGDON AREA-MUNICH

No.	Name	Pos.	Ht.	Wt.	Gr.
1	Eastyn Schaefer	WR/FS	6'2"	175	10
2	Jax Johnson	QB/SS	6'2"	200	12
3	TJ Henderson	WR/CB	6'3"	170	11
4	Sam Davis	RB/LB	5'7"	155	12
5	Kade Hansen	WR/CB	5'7"	135	12
6	Braxton Lindseth	RB/DL	5'11"	170	10
7	Connor Mitchell	QB/CB	5'6"	125	10
8	Kade Johnson	WR/CB	6'0"	135	9
10	Maddux Stremick	WR/CB	6'0"	160	11
11	Karson Hansen	WR/CB	5'8"	125	10
12	FraShaun Kelso	WR/CB	6'2"	145	9
13	Gavin Trottier	WR/LB	5'8"	150	9
21	Theo Romfo	TE/DE	6'3"	230	12
24	Evan Ottem	RB/LB	5'9"	155	10
32	Austin Wenzel	TE/LB	6'2"	160	9
50	Landon Schneider	OL/DL	6'4"	220	11
51	Keaton Ulyott	OL/DL	6'1"	190	12
52	Dawson Downs	OL/LB	5'11"	170	10
53	Colten Hein	OL/DL	6'2"	195	11
56	Devin Hakanson	OL/DL	5'9"	210	11
58	Oshun High Hawk	OL/DL	5'11"	200	11
61	Caleb McDonald	OL/DL	6'3"	155	10
62	Korbyn Rollness	OL/DL	5'7"	155	9
66	Colton Mitzel	OL/DL	5'5"	155	9
70	Jonathon Christie	OL/DL	6'1"	250	12
72	Luke Gilseth	OL/DL	6'0"	185	9
75	Levi Olson	OL/LB	6'2"	180	11
78	Maddux Busse	OL/DL	5'10"	210	9
81	Tanner McDonald	WR/CB	6'3"	190	12



Langdon Area-Munich Cheer Team

Row 1: Maci Hoffarth, Ruby Davis, Eliot Olson

Row 2: Izzy Vikan, Daisy Kuhn, Hailee Hakanson

Row 3: Coach Ferdon, Mascot - Jon Mack, Claire Mehlhoff

LANGDON AREA-MUNICH

SEASON RECORD: 12 - 0



JOSH KRIVARCHKA

Josh is in his fourteenth season as head coach of the Langdon Area-Munich Cardinals after spending one season as an assistant coach. Coach Krivarchka has a career 122-32 record including seven region championships and three NDHSAA State Championships. He holds a Bachelor of Exercise Science degree (North Dakota State University, 2003) and a Bachelor of Education degree (Minnesota State University Mankato) and is currently the physical education teacher for Langdon Area High School.

Josh is married to Pam and has two children (Breck and Baylor).

ASSISTANT COACHES

Josh Preble
Andrew St. Vincent
Marty Tetrault

Opponent	Cardinals	Opp.	W/L
Oakes	34	6	W
Valley City	34	0	W
Harvey Wells County	36	8	W
Turtle Mountain	41	0	W
Rugby	42	12	W
Thompson	34	6	W
Carrington	33	7	W
Park River	42	22	W
Grafton	42	0	W
Post Season			
Northern Cass	34	19	W
Hillsboro Central Valley	25	0	W
Velva-Drake-Anamoose-Garrison	36	26	W

TEAM STATS (AVERAGE PER GAME)

Rushing Yards	242
Passing Yards	139.4
Points Scored	36
Points Allowed	8.8
Rushing Yards Allowed	84
Passing Yards Allowed	88

INDIVIDUAL STATS (AVERAGE PER GAME)

SCORING	TD	2PAT	1PAT	FG	PTS
Jax Johnson	30	3	42	1	231
Sam Davis	12	3			78
Eastyn Schaefer	8	2			52
PASSING	TD	YDS	INT	COMPLETION	
Jax Johnson	14	1623	7	96/168	57%
Connor Mitchell		45		4/7	57%
RUSHING	TD	YDS	ATT	YDS/ATTEMPT	
Jax Johnson	27	1513	199	8 yds/carry	
Sam Davis	12	1171	153	8 yds/carry	
RECEIVING	TD	YDS	REC	YDS/CATCH	
Eastyn Schaefer	8	592	34	17 yds/carry	
Tanner McDonald	1	317	22	14 yds/carry	
DEFENSIVE	SOLO	ASST	TOTAL	TFL/ SACK	INT
Keaton Ulyyott	24	53	77	5	
Jax Johnson	34	42	76	5	4

BRACKET | DIVISION AA



Quarterfinals

Semi-Finals

Finals

W1 Minot North - 20

10/31 | 7:00 PM
@ Sentinel Stadium (Minot)

E4 GF Red River - 6

E2 Central Cass - 22

10/31 | 7:00 PM
@ Central Cass High School

W3 Bismarck St. Mary's - 14

E1 Kindred - 46

10/31 | 6:00 PM
@ Kindred High School

W4 Watford City - 14

W2 Devils Lake - 42

10/31 | 6:00 PM
@ Devils Lake High School

E3 GF Central - 7

W1 Minot North - 21

11/7 | 7:00 PM
Sentinel Stadium (Minot)


E2 - Central Cass - 17

E1 Kindred - 27 (OT)

11/7 | 6:00 PM
Kindred High School

W2 Devils Lake - 28 (OT)

W1 Minot North



**NOVEMBER 14
FARGODOME**

W2 Devils Lake

MINOT NORTH SENTINELS



Row 1: Brayden Blikre, Gabe Montgomery, Lavell Harlin, Rylee Yetter, Ryan Crosman, Owen Sparks, Ethan Zaragoza, Bryer Mayer, Gavin Gathman, Parker Roberts, Marlin Singleton, Aiden Kinzell, Ana Mendez

Row 2: Coach Jordan Sanford, Cole Richeson, Evan Berg, Noah Robson, Noe Borrego, Cian Hannon, Luke Richeson, Ian Halseth, Leon Holzer, Harrison Schaefer, Cooper Chick, Braydon Miskin, Noah Deutsch, Dresden Humphreys, Justin Drinkwine, Coach Barry Holmen

Row 3: Coach Sam Wedar, Coach Tino Vito, Coach Logan Krueger, Liam Loving, Landon Salyards, Andres Good, Jesse Vetter, Joseph Olson, Braxton Thompson, Kolden Hale, Brock Berg, Jeffrey Lamberth, Ty Iverson, Zander Kleen, Draven Kroh, Jameson Langager, Conner Christopher, Coach Zach Rudolph, Coach Dalton Davis, Coach Habeeb Rafiu, Coach Steven Ralph

Row 4: Coach Jacob Holmen, Tyler Steele, Christian Deadmond, Cameron Jesz, Ethan Howey, Gabe Mendez, Will Bentley, Gavyn McKeithan, Brady Vigested, Josia Jaquinet, William Hannon, Max Hall, Gunnar Jost, Tyler Kippen, Scott Triplett, Gavin Tobey, Dawson Leetham

Superintendent

Dr. Scott Faul

Principal

Harlan Johnson

Assistant Principals

Bill Cox

Dr. Travis Smith

District Activity Director

Mitch Lunde

Activity Coordinator

Brent Nelson

Student Managers

Ana Mendez, Mallory Pfau,
Adrianna Aguilar, Aiden Kinzell, Lilly
Palumbo, Cecilia Sperbeck

Athletic Trainers

Gene Crabtree

Cheer Advisor

Carly Johnson

Solana Gautschi

MINOT NORTH SENTINELS

No.	Name	Pos.	Ht.	Wt.	Gr.	No.	Name	Pos.	Ht.	Wt.	Gr.
1	Josia Jaquinet	WR/DB	6'1"	185	12	28	Braydon Miskin	RB/DB	5'3"	120	10
2	Noah Deutsch	WR/DB	5'9"	145	11	29	Gavin Gathman	RB/LB	5'7"	150	10
3	Jesse Vetter	DB/LB	5'8"	155	12	30	Brady Vigested	WR/DB	6'7"	170	10
4	Gavin Tobey	WR/LB	6'	180	11	32	Landon Salyards	WR/DB	5'11"	165	12
5	Cameron Jesz	WR/DB	6'4"	200	11	33	Scott Triplett	RB/LB	6'	175	12
6	Harrison Schaefer	RB/LB	5'11"	185	11	41	Joseph Olson	K	5'9"	145	12
7	Cooper Chick	RB/LB	5'6"	160	11	50	Gavyn McKeithan	OL/DL	6'1"	220	12
8	Evan Berg	RB/LB	5'10"	215	12	51	Lavell Harlin	OL/DL	6'	245	12
9	Braxton Thompson	TE/DL	6'	215	11	52	Andres Good	OL/DL	6'	225	12
10	Cole Richeson	RB/DB	5'7"	170	12	55	Ethan Howey	OL/DL	6'4"	245	11
11	Brayden Blikre	QB/LB	5'11"	175	12	56	Conner Christopher	OL/DL	6'1"	200	10
12	Christian Deadmond	RB/LB	6'3"	215	12	57	Ryan Crosman	OL/DL	5'10"	180	10
13	Ty Iverson	QB/DB	5'9"	140	10	58	Gabe Montgomery	OL/LB	5'7"	225	11
14	Zander Kleen	QB/LB	5'7"	150	10	61	Brock Berg	OL/LB	5'9"	185	10
15	Gunnar Jost	WR/DB	5'10"	170	12	64	Owen Sparks	OL/DL	5'9"	185	11
16	Jameson Langager	WR/DB	6'5"	180	10	66	Max Hall	OL/DL	5'10"	240	11
17	William Bentley	TE/DL	6'1"	220	12	70	Liam Loving	OL/DL	6'3"	250	12
18	William Hannon	WR/DB	5'10"	160	11	71	Tyler Steele	OL/DL	6'1"	265	12
19	Marlin Singleton	DB	5'10"	150	11	76	Draven Kroh	OL/DL	6'1"	320	11
20	Noe Borrego	RB/OL	5'5"	225	12	77	Kolden Hale	OL/DL	5'9"	260	12
21	Noah Robson	DB	5'10"	150	11	78	Gabe Mendez	OL/DL	6'1"	320	12
22	Leon Holzer	RB/LB	5'10"	145	11	80	Parker Roberts	WR/DB	5'5"	135	10
23	Luke Richeson	RB/DB	5'6"	150	10	81	Dawson Leetham	TE/LB	6'	165	10
24	Cian Hannon	RB/DB	5'8"	155	10	82	Henry Woodbeck	QB/DB	5'10"	140	9
25	Tyler Kippen	TE/LB	6'	185	12	83	Ian Halseth	WR/DB	5'4"	130	10
26	Ephraim Boakye	WR/DB	5'7"	140	9	84	Dresden Humphreys	TE/DL	5'10"	175	10
27	Vincent Cardoso	RB/LB	5'7"	150	9	87	Rohan Fauske	TE/LB	5'10"	155	9



Minot North Cheer Team

Row 1: Rié Lonning, Vreelyn Nygaard, Danika Routhier, Payton Stolba, Jaylin Thomas-Joyner, Peyton Olson, Amelia Huus

Row 2: Victoria Calderon Alina Kibler, Teilanna Lantto, Eleanor Keblis, Memphis Lynch, Nala Barnes

Row 3: Kiarra Diaz, Avayah Myhre, Ashley Carr, Makynzie Rogers, Avery Urlacher, Winter Getzlaff, Ariana Burlison

MINOT NORTH SENTINELS



JACOB HOLMEN

Jacob is in his second season as head coach of the Minot North Sentinels. Coach Holmen has a career 19-3 record including two region championships. He holds a Bachelor of Science in Mathematics and Secondary Education (University of North Dakota, 2018) and a Master of Education in Secondary Mathematics (Minot State, 2020). He currently teaches math at Minot North High School.

ASSISTANT COACHES

- Zach Rudolph
- Barry Holmen
- Steven Ralph
- Logan Krueger
- Jordan Sanford
- Sam Wedar
- Kyl Van Berkom
- Habeeb Rafiu
- Tino Vito
- Dalton Davis

SEASON RECORD: 11 - 0

Opponent	Sentinels	Opp.	W/L
Williston	41	0	W
Fargo South	28	7	W
Red River	45	14	W
Fargo North	28	7	W
St. Mary's	28	0	W
Watford City	43	0	W
Devils Lake	26	20	W
Jamestown	49	14	W
Dickinson	22	7	W
Post Season			
Red River	20	6	W
Central Cass	21	17	W

TEAM STATS (AVERAGE PER GAME)

Rushing Yards	253
Passing Yards	86.9
Points Scored	31.9
Points Allowed	8.4
Rushing Yards Allowed	100.3
Passing Yards Allowed	133.4

INDIVIDUAL STATS (AVERAGE PER GAME)

SCORING	TD	2PAT	1PAT	FG	PTS
Brayden Blikre	10				60
Christian Deadmond	9				54
Josia Jaquinet	6		5		41
PASSING	TD	YDS	INT	COMPLETION	
Brayden Blikre	9	876	5	64/111	58%
RUSHING	TD	YDS	ATT	YDS/ATTEMPT	
Cooper Chick	3	770	119	6 yds/carry	
Christian Deadmond	9	437	72	6 yds/carry	
RECEIVING	TD	YDS	REC	YDS/CATCH	
Josia Jaquinet	3	308	20	15 yds/catch	
Will Bentley	2	169	12	14 yds/catch	
DEFENSIVE	SOLO	ASST	TOTAL	TFL/ SACK	INT
Evan Berg	37	25	62	2	
Christian Deadmond	27	14	41	4	

DEVILS LAKE FIREBIRDS



Row 1: Rylan Samuelson, Trayson Touche, Kaidyn Burdick, Mason Haugen, Benson Sotvik, Landon Zinke, Briar Alberts, Keagan Edwards, Branson Bentley, Tristen Leaf, Brayln Cavanaugh
Row 2: Brandon Elfman, Mason Palmer, Max Palmer, Weston Nelson, Isaac Woodhull, Carter Ironheart, Jamison Hanson, Wyatt Hillibrand, Coby Dronen-Levitt, Taylor Longie, Domingo Engberg, Billy Enget, Todd Lambrecht
Row 3: Lauren Stiven, Bill Burdick, Egan Laite, Grady Quam, Kemper Tarang, Bryar Exner, Josiah Anvik, Kade Fee, Jaxon Strong, Will Heilman, Grayson Asleson, Easton Encinas, Braydon Schneider, Alex Lundon, Tyler Marquart, Abigail Troy
Row 4: Cory Schuh, Talan Gregory, Brenner Wayman, Parker Plemel, Finley Wirth, Luke Wasnes, James Mickelson, Carter Christianson, Asa Morgan, Casey Brown, Jasper Leiphon, Jeff Sommer
Not Pictured: Reggie Black, Saige Thumb, Kameron Kraft, Landon Hjelseth, D'Angelo Matheny, Robert Santos

Superintendent

Ned Clouten

Principal

Ryan Hanson

Assistant Principals

Christa Brodina

Jason Wiberg

Activity Director

Jason Wiberg

Statisticians

Lloyd Halverson, Lauren Stiven, Abby Troy


Athletic Trainer

Cory Schuh



DEVILS LAKE FIREBIRDS

No.	Name	Pos.	Ht.	Wt.	Gr.	No.	Name	Pos.	Ht.	Wt.	Gr.
2	Mason Palmer	QB/FS	6'0	185	12	50	Casey Brown	OL/DL	6'5	265	11
3	Max Palmer	WR/CB	5'11	160	12	51	Aiden Stiven	OL/DL	6'2	200	9
4	Weston Nelson	WR/FS	6'1	185	12	52	Taylor Longie	OL/LB	6'1	190	10
5	Will Heilman	RB/CB	6'1	160	11	53	Brayden Schneider	OL/DL	6'2	220	10
6	Kade Fee	WB/ILB	6'0	205	12	54	Briar Albert	OL/DL	5'7	210	11
7	Easton Encinas	WB/SS	6'1	180	11	55	Grady Quam	OL/DL	6'0	220	10
8	Coby Dronen Levitt	WR/CB	5'11	165	12	57	D'Angelo Matheny	OL/DL	6'1	260	11
10	Tumani Robertson	WR/FS	5'10	150	12	58	Josiah Anvik	OL/DL	6'1	255	12
11	Rylan Samuelson	WR/CB	5'7	130	11	59	Landon Hjelseth	OL/DL	5'7	225	12
12	Mason Haugen	WB/ILB	5'8	160	12	63	Karter Winnege	OL/DL	6'1	225	9
13	Talan Gregory	QB/SS	6'1	190	11	66	Branson Bentley	OL/DL	5'10	200	10
14	Keagan Edwards	WR/CB	5'11	140	11	67	James Mikkelson	OL/DL	6'2	290	12
15	Trayson Touche	WR/CB	5'8	140	11	68	Christian Baquiro	OL/DL	6'0	240	11
16	Kaidyn Burdick	WR/SS	5'10	155	10	70	Caleb Lane	OL/DL	6'2	290	11
17	Wyatt Hillebrand	WR/FS	5'11	160	12	72	Grayson Asleson	OL/DL	6'1	305	12
18	Jaxon Strong	WB/LB	6'1	170	12	74	Isaac Woodhull	OL/DL	5'10	280	12
19	Billy Enget	TE/LB	5'10	165	10	75	Parker Plemel	OL/DL	6'2	280	10
20	Landon Zinke	WB/LB	5'5	155	11	76	Carter Christensen	OL/DL	6'4	310	10
21	Carter Ironheart	TE/DL	6'0	220	12	77	Kemper Tarang	OL/DL	6'0	210	12
22	Luke Wasness	TE/LB	6'2	195	12	78	Asa Morgan	OL/DL	6'4	235	12
24	Bryar Exner	RB/LB	6'0	205	12	79	Brenner Wayman	OL/DL	6'2	260	11
28	Egan Laite	RB/LB	6'1	175	10	80	Jasper Leiphon	WR/LB	6'4	160	10
30	Jamison Hanson	RB/LB	5'10	160	10	83	Benson Sotvik	WR/CB	5'7	125	10
34	Finley Wirth	TE/LB	6'2	190	11	88	Domingo Engberg	WR/CB	5'11	150	10
44	Bralyn Cavanaugh	RB/LB	5'10	175	11	90	Jeff Sommer	OL/DL	6'7	290	12



DEVILS LAKE FIREBIRDS



TODD LAMBRECHT

Todd is in his fifth season as head coach of the Devils Lake Firebirds and has been with the program for fourteen years. Coach Lambrecht has master's degree in physical education and currently teaches elementary physical education.

Todd is married to Amber and has five children (Chloe, Kenna, Brogan, Avery, Drew).

ASSISTANT COACHES

- Tyler Marquart
- Alex Lundon
- Brandon Elfman
- Bill Burdick

SEASON RECORD: 9 - 2

Opponent	Firebirds	Opp.	W/L
Kindred	12	42	L
Central Cass	28	21	W
Wahpeton	34	28	W
Fargo South	39	23	W
Jamestown	41	27	W
Bismarck St. Marys	55	14	W
Minot North	20	26	L
Dickinson	28	24	W
Watford City	43	36	W
Post Season			
Grand Forks Central	42	7	W
Kindred	28	27	W

TEAM STATS (AVERAGE PER GAME)

Rushing Yards	182
Passing Yards	225
Points Scored	33
Points Allowed	25
Rushing Yards Allowed	190
Passing Yards Allowed	159

INDIVIDUAL STATS (AVERAGE PER GAME)

SCORING	TD	2PAT	1PAT	FG	PTS
Mason Palmer	35		41		251
Bryar Exner	19			1	117
Max Palmer	10				60
PASSING	TD	YDS	INT	COMPLETION	
Mason Palmer	27	2483	6	168/259	65%
RUSHING	TD	YDS	ATT	YDS/ATTEMPT	
Bryar Exner	15	1501	245	6 yds/carry	
Mason Palmer	8	251	51	5 yds/carry	
RECEIVING	TD	YDS	REC	YDS/CATCH	
Max Palmer	10	584	38	15 yds/catch	
Will Heilman	6	466	35	13 yds/catch	
DEFENSIVE	SOLO	ASST	TOTAL	TFL/ SACK	INT
Kade Fee	34	46	80	11	1
Will Heilman	14	11	25	12	0

BRACKET | DIVISION AAA



Quarterfinals

Semi-Finals

Finals

W1 Bismarck Century - 21

10:31 | 7:00 PM
@ Bismarck Community Bowl

E4 West Fargo Sheyenne - 7

E2 West Fargo Horace - 20

10/31 | 6:00 PM
@ Horace High School

W3 Bismarck Legacy - 21

E1 Fargo Davies - 34

10/31 | 7:00 PM
@ Fargo Davies High School

W4 Mandan - 6

W2 Bismarck - 21

10/31 | 4:00 PM
@ Bismarck Community Bowl

E3 West Fargo - 20

W1 Bismarck Century - 21

11/7 | 6:30 PM
Bismarck Community Bowl

W3 Bismarck Legacy - 13

E1 Fargo Davies - 51

11/7 | 7:00 PM
Fargo Davies High School

W2 Bismarck - 29

W1 Bismarck Century



**NOVEMBER 14
FARGODOME**

E1 Fargo Davies

FARGO DAVIES EAGLES



Row 1: Rylan Mead, Jack Nybakken, Braeden Archbold, Emmerich Netland, Landon Frize, Ben Suda, Jaydin Samolu, Gabe Melland, GJ Collins
Row 2: Jaxon Lindgren, Austin Schroeder, Charlie Knapp, Luke Conroy, Kane Mathiason, Kolten Tesch, Marcus Jallah, Isaiah Stange, Nate Carl, Grayson Wald, Bennett Simmers
Row 3: Joey Sikkink, Harper Cook, Tucker Kosen, Talen Tuchscherer, Zaahir Miller, Travarous Lee-Coleman, Johnathan Cross, Kolby Falk, Jayden Arellano, Tyler Frederick
Row 4: Wilmot Matadi, Alex Christopherson, Peyton Persons, Henry Hart, Jake Kingzett, Gus Werremeyer, Sam Rick, Evan Lee, Blake McCarthy
Row 5: Xavier Robles, Colby Nelson, Knox Collins, Ryland Fischer, Matthew Foote, Kenny Biewer, Aaron Slabaugh, Adam Dukart, Chase Kungle, Chris Kiepea
Row 6: Jaxon Calvin, Jason Hunter, Grady Ames, Matt DuBord, Collin Williams, Brady Vetter, Alex Meece, Brody Iverson, Xavier Muse
Row 7: Coach Werremeyer, Coach Wanzek, Coach Christoffersen, Coach Collins, Coach Peterson, Coach Heidlebaugh, Coach Campbell, Coach Ash, Coach Fugleberg

Superintendent
Dr. Cory Steiner

District Activity Director
Todd Olson

Student Managers
Kaylee Nurma, Koline Govergo, Janei Tamba, Jake Peters, Ta-Leiyla Dudley, Thea Kreamer, Tamia Dudley

Athletic Trainers
Scott Witte, Jered Steen

Principal
Sean Safranski

Activity Coordinator
Lenny Ohlhauser

Assistant Principals
Dr. Dale Miller
Matthew Quintus

Camera
Coleston Senn, Adin Petersen



FARGO DAVIES EAGLES

No.	Name	Pos.	Ht.	Wt.	Gr.	No.	Name	Pos.	Ht.	Wt.	Gr.
1	Kolten Tesch	RB/DB	5'10	175	12	34	Zaahir Miller	TE/DL	5'11	230	11
2	Xavier Muse	QB/LB	6'2	225	12	36	Talen Tuchscherer	RB/DB	5'9	170	10
3	Kane Mathiason	RB/DB	5'10	180	12	38	Landon Frize	RB/DB	5'7	145	10
4	Henry Hart	RB/LB	6'0	190	11	40	Nate Carl	TE/DL	5'8	205	10
5	Chris Kiepea	RB/DB	5'10	160	12	41	Kenny Biewer	K	6'3	180	11
6	Alex Christopherson	RB/DB	5'11	165	12	42	Greyson Wald	RB/LB	5'8	170	10
7	Gabe Melland	RB/DB	5'8	160	11	43	Bennett Simmers	RB/DB	5'9	165	10
8	Marcus Jallah	RB/DB	5'8	190	12	44	Luke Conroy	RB/LB	5'8	185	10
9	Jaxon Lindgren	RB/DB	5'10	165	11	52	Brody Iverson	OL/DL	6'3	270	11
10	Peyton Persons	RB/DB	6'0	175	12	53	Gus Werremeyer	OL/DL	6'2	270	12
11	Wilmot Matadi	RB/LB	6'0	225	12	54/47	Jason Hunter	OL/DL	6'4	250	12
12	Wyatt Kosidowski	RB/DL	6'0	195	12	57	Evan Lee	OL/DL	6'0	250	11
13	Chase Kungel	TE/LB	6'1	200	11	62	Andy Tran	OL/DL	5'8	225	11
14	Brady Vetter	QB/DB	6'4	175	11	63	Travaraus Lee-Coleman	OL/DL	6'0	275	12
15	Tucker Kosen	QB/DB	5'11	180	10	65	Matthew Foote	OL/DL	6'1	230	11
16	Knox Collins	QB/DB	6'0	160	10	66	Harper Cook	OL/DL	6'0	210	10
17	Ryland Mead	QB/DB	5'8	150	11	70	Blake McCarthy	OL/DL	6'0	275	12
18	Colby Nelson	K	5'10	150	11	71	Aaron Slaubaugh	OL/DL	6'1	200	10
19	Ben Suda	QB/DB	5'6	140	10	72	Xavier Robles	OL/DL	6'2	330	12
20	Jaydin Samolu	RB/DB	5'8	140	10	73	Grady Ames	OL/DL	6'5	285	11
21	Tyler Frederick	RB/LB	5'11	185	10	74/35	Matt DuBord	OL/TE/DL	6'4	290	11
22	GJ Collins	RB/LB	5'6	175	12	75	Jake Kingzett	OL/DL	6'1	265	12
24	Braeden Archbold	RB/DB	5'9	165	12	76	Jaxon Calvin	OL/DL	6'4	340	12
25	Austin Schroeder	RB/DB	5'9	140	10	77	Sam Rick	OL/DL	6'0	285	10
26	Ryland Fischer	RB/DB	6'2	185	12	78/85	Adam Dukart	OL/TE/DL	6'3	190	10
27	Charlie Knapp	RB/DL	5'9	140	10	81	Chris Baxter	RB/LB	5'6	140	9
28	Emmerich Netland	RB/DB	5'8	150	10	82	Jack Nybakken	TE/DL	5'8	175	10
29	Joey Sikkink	RB/DL	5'11	190	11	87	Alex Meece	TE/DL	6'2	240	12
33	Isaiah Stange	RB/DB	5'9	185	11	88	Collin Williams	RB/LB	6'4	215	12



Fargo Davies Cheer Team

Row 1: Czarina Julienne Sanchez, Maribela Gastelum, Sarisma Tamang

Row 2: Bethany Marin, Pravashika Mangar, Mercy Rubben, Madilynn Hartje, Shadiya Subba

Row 3: Jaycee Schnitzer, Grace Unruh, Addisen Stenzel, Tanaja Harris, Rachel Rubben

FARGO DAVIES EAGLES

SEASON RECORD: 10 - 1



WAYNE WERREMEYER

Wayne Werremeyer is in his sixth season as head coach of the Fargo Davies Eagles and has been with the program for 13 years. Coach Werremeyer holds a career 45-17 record, including two conference championships. He holds degrees in Business and Management Information System (Bachelors, Jamestown College 2000), Business Administration (Bachelors, Valley City State University 2012) and Management (Masters, University of Mary 2005). Mr. Werremeyer currently teaches Individualized Learning and Computer Programming at Davies High School.

Wayne is married to Amy and has three children (Truman, Malachi, Gus).

ASSISTANT COACHES

Eric Peterson
 TJ Ash
 Brad Heidlebaugh
 Gail Collins
 Tony Fugleberg
 Tyler Miller
 Justin Wanzek
 Phil Campbell
 Kyle Christoffersen
 Clay Ludwig

Opponent	Eagles	Opp.	W/L
Minot	42	14	W
Bismarck Century	34	3	W
Bismarck Legacy	30	40	L
Bismarck High School	42	13	W
West Fargo Sheyenne	51	27	W
Fargo Shanley	42	22	W
West Fargo High School	28	22	W
West Fargo Horace	16	6	W
Fargo North	34	21	W
Post Season			
Mandan	34	6	W
Bismarck High School	51	29	W

TEAM STATS (AVERAGE PER GAME)

Rushing Yards	368
Passing Yards	30
Points Scored	36.7
Points Allowed	18.5
Rushing Yards Allowed	166
Passing Yards Allowed	131

INDIVIDUAL STATS (AVERAGE PER GAME)

SCORING	TD	2PAT	1PAT	FG	PTS
Kolten Tesch	16	1			98
Kane Mathiason	13				78
Xavier Muse	12	1			74
PASSING	TD	YDS	INT	COMPLETION	
Xavier Muse	2	326	1	20/38	53%
RUSHING	TD	YDS	ATT	YDS/ATTEMPT	
Kolten Tesch	16	1321	124	11 yds/carry	
Kane Mathiason	13	849	103	8 yds/carry	
RECEIVING	TD	YDS	REC	YDS/CATCH	
Kane Mathiason	1	123	6	21 yds/catch	
Ryland Fischer		102		17 yds/catch	
DEFENSIVE	SOLO	ASST	TOTAL	TFL/ SACK	INT
Wilmot Matadi	13	56	69	2	
Alex Christopherson	27	32	59	2	4

CENTURY PATRIOTS



Row 1: Maddox Splonskowski, General Daschendorf, Kamdyn Rodd, Wyatt Nelson, Carter Wylde, Marshall Arndt, Alexander Hanson, Zavion Harildstad, Kaden Welstad, Carter Kost, Noah Herr, Brayden Morris, Camden Kraemer
Row 2: Jacoby Brantl, Elliot Hendrickson, Isaac Bachmeier, Grant Knapp, Alex Pedersen, Keyan Dutchak, Grant Goodman, Joey Kraljic, Charlie Berg, Tristan Pope, Tyler Leonard, Maxwell Splonskowski, Cameron Herman, Gavin Tollefson, Adam Wylde
Row 3: Bennett Duckwitz, Eli Chumley, Reed Hinrichs, Greyson Riegel, Cade Canright, Landen Holzer, Landon Perry, TayShaun Morris, William Voglewede, Hunter Ragan, Emmett Pehl, Joseph Leibel, Alijah Piatz, Noah Rau, Jace Paasch
Row 4: Masen Cook, Zakai Harildstad, Zach Bjornson, Knox Wedelstedt, Derek Harris, Josiah Johnson, Hunter Helgeson, Todd Toman, Kashton Klein, Grady Goodman, Blake Solberg, Gaike Tollefson, Jace Kallhoff
Row 5: RJ Causey, Sammy Hill, Darion Bitz, Ian Schweigert, Braxton Dahl, Russell Lone Bear, Tre'Vante Shannon, Peyton Seil, Bennett Filler, Levi Kwandt, Bryn Griffiths, Trevor Chapman, Eric Moos
Row 6: Brennan Doan, Clay Brosz, Tim Fletcher, Cory Volk, Logan Schaffer, Kent Schweigert, Jakob Olson, Ron Wingenbach

Superintendent
Dr. Jeff Fastnacht

Principal
Steve Madler

Assistant Principals
Mark Murdock
Codi Feland
Tim Jacobsen

District Activity Director
Dave Zittleman

Activity Coordinator
Ben Lervick

Student Managers
Alaina Volk
Kaitlyn Volk

Athletic Trainers
Sanford Sports Medicine

Cheer Advisor
Alexis Horn



CENTURY PATRIOTS

No.	Name	Pos.	Ht.	Wt.	Gr.	No.	Name	Pos.	Ht.	Wt.	Gr.
1	Zavion Harildstad	WR-DB	6'4	190	12	35	Blake Solberg	WR-DB	5'9"	150	10
2	Kaden Welstad	QB-DB	6'2"	170	11	38	Noah Rau	RB-LB	5'5"	165	10
3	Landon Perry	WR-DB	6'2"	200	12	41	Cameron Herman	WR-DB	5'8"	145	10
4	Will Voglewede	WR-DB	5'10"	165	12	43	Bennett Duckwitz	TE-LB	5'10"	165	10
5	Todd Toman	WR-LB	6'2"	190	12	44	Tyler Leonard	RB-LB	5'8"	170	11
6	Elliot Hendrickson	WR-DB	5'10"	180	12	45	Cade Canright	RB-LB	5'11"	155	11
7	Tristan Pope	RB-LB	5'11"	200	12	46	Demarion Hood	RB-LB	5'11"	225	10
8	Carter Kost	TE-LB	6'3"	205	12	48	Reese Frykman	TE-DL	6'2"	175	9
9	Owen Johnson	QB-DB	5'10"	150	9	50	Trevor Chapman	OL-DL	6'1"	215	12
10	Max Splonskowski	WR-DB	5'11"	165	11	51	Eric Moos	OL-DL	6'1"	260	10
11	Brayden Morris	RB-LB	5'11"	205	12	54	Keyan Dutchak	OL-DL	5'11"	225	12
12	Sammy Hill	QB-DL	6'2"	245	10	55	Nicholas Murdock	OL-DL	5'10"	200	9
14	Noah Herr	QB-DB	6'1"	190	12	56	Fletcher Ronning	OL-DL	6'0"	195	9
15	Isaac Bachmeier	WR-LB	6'0"	175	12	61	RJ Causey	OL-DL	6'4"	270	10
16	Carter Wylde	RB-LB	6'0"	150	11	62	Bennett Filler	OL-DL	6'5"	270	12
17	Josiah Johnson	WR-DB	6'4"	180	11	64	Charlie Berg	OL-DL	6'3"	200	12
18	Xander Hanson	WR-DB	6'1"	180	12	65	TayShaun Morris	OL-DL	5'10"	215	11
20	Zach Bjornson	TE-LB	6'1"	175	11	66	Darion Bitz	OL-DL	6'1"	230	12
21	Zakai Harildstad	WR-DB	6'0"	155	11	67	Greyson Riegel	OL-LB	6'1"	200	11
22	Marshall Arndt	WR-DB	6'2"	170	11	70	Peyton Seil	OL-DL	6'6"	315	11
23	Adam Wylde	RB-LB	5'8"	155	12	71	Braxton Dahl	OL-DL	6'3"	285	12
24	Hunter Helgeson	RB-LB	5'11"	180	12	74	Kashton Klein	OL-DL	6'4"	280	12
27	Kamdyn Rodd	RB-LB	5'10"	180	11	75	Levi Kwandt	OL-DL	6'4"	235	11
28	Knox Wedelstedt	RB-LB	6'0"	180	10	77	Ian Schweigert	OL-DL	6'2"	270	11
29	General Daschendorf	RB-LB	5'9"	155	10	78	Tre'Vante Shannon	OL-DL	6'5"	310	10
30	Alijah Piatz	RB-LB	5'8"	160	10	84	Emmett Pehl	WR-DB	5'9"	145	10
31	Maddox Splonskowski	WR-DB	5'11"	155	10	85	Joey Kraljic	TE-DL	6'3"	235	12
32	Landen Holzer	WR-DB	6'1"	140	11	86	Derek Harris	WR-DB	6'3"	170	12
33	Grant Goodman	RB-LB	6'1"	190	12	88	Crue Backsen	WR-LB	6'2"	170	11
34	Alex Pedersen	K	5'10"	190	12	89	Bryn Griffiths	TE-DL	6'4"	215	10



Century Cheer Team

Row 1: Jaelah Lopez-Turner, Kennedy Schweyen, Kylie Ruff, Kennedy Levey, Rita Madonia, Ashlynn Barnett, Hope Bogar, Ally Kuntz

Row 2: McKenna Hoheisel, Abigail Johnson, Robynn Wilebski, Mason Ratley, Kiyah Chapman, Fiona Poling, Alexis Repnow

CENTURY PATRIOTS



RON WINGENBACH

Ron is in his thirty-sixth season as head coach of the Bismarck Century Patriots. Coach Wingenbach has compiled a career 278-159 record, including ten region championships and five NDHSAA State Championships. He holds a Bachelor of Science in Math and a Minor in Physical Education (Dickinson State University, 1984) and a master's in education leadership (University of North Dakota, 2004). He is currently an instructor at the Adult Learning Center.

Ron is married to Mary and has three children (Nicole, Kenyon and Kameron) and five grandchildren.

ASSISTANT COACHES

Tim Fletcher	Brad Townsend
Kent Schweigert	Cory Volk
Luke Little	Clay Brosz
Brennan Doan	Seth Braun
Logan Schaffer	Jakob Olson
Justin Miller	Dan Murphy
Treyton Mattern	Austin Bolton

SEASON RECORD: 9 - 2

Opponent	Patriots	Opp.	W/L
Shanley	13	20	L
Davies	3	34	L
Sheyenne	17	13	W
West Fargo	29	0	W
Mandan	31	0	W
Minot	31	6	W
Williston	69	7	W
Legacy	33	27	W
Bismarck	14	13	W
Post Season			
Sheyenne	21	7	W
Legacy	21	13	W

TEAM STATS (AVERAGE PER GAME)

Rushing Yards	181
Passing Yards	107
Points Scored	25.6
Points Allowed	12.7
Rushing Yards Allowed	132
Passing Yards Allowed	94.3

INDIVIDUAL STATS (AVERAGE PER GAME)

SCORING	TD	2PAT	1PAT	FG	PTS
Alex Pedersen			34	6	52
Noah Herr	8				48
Zavion Harildstad	6				36
PASSING	TD	YDS	INT	COMPLETION	
Noah Herr	11	864	4	66/117	56%
Kaden Welstad	1	309	1	37/75	49%
RUSHING	TD	YDS	ATT	YDS/ATTEMPT	
Carter Wylde	5	845	177	5 yds/carry	
Tristan Pope	4	573	92	6 yds/carry	
RECEIVING	TD	YDS	REC	YDS/CATCH	
Zavion Harildstad	5	480	37	13 yds/catch	
Joey Kraljic	3	201	18	11 yds/catch	
DEFENSIVE	SOLO	ASST	TOTAL	TFL/ SACK	INT
Carter Kost	33	25	58	1	2
Darion Bitz	32	24	56	6	1

DAKOTA BOWL HISTORY



Yr.	Div.	Champion	Yr.	Div.	Champion	Yr.	Div.	Champion
1910	B	Minot	1935	B	Minot	1955	C	Fargo
1911	B	Blizzard	1936	B	Valley City	1956	C	Cancelled
1912	B	Fargo	1937		N/A	1957	C	Fargo
1913	B	Grand Forks	1938	C	Fargo	1958	C	Fargo Shanley
1914	B	Park River	1939	C	Mandan	1959	C	Bismarck St. Mary's
1915	B	Park River & GF	1939	A	Fargo Sacred Heart	1960-66		N/A
1916	A	Park River	1940	A	Fargo Sacred Heart	1967	D	Fargo Shanley
1917	A	Williston	1941	C	Minot	1968	D	Fargo Shanley
1918		N/A	1941	A	Fargo Sacred Heart	1969	D	Fargo Shanley
1919	A	Williston	1942	C	Mandan & Wahpeton	1970	D	Fargo Shanley
1920	A	Williston	1943	C	Cancelled	1971	D	Wahpeton
1921	A	Fargo	1944	C	Fargo	1972	D	Fargo Shanley
1922	A	Fargo	1945	C	No Game	1973	D	Fargo Shanley
1923	A	Fargo	1946	C	Grand Forks	1974	D	Fargo Shanley
1924	A	Valley City	1947	C	Mandan	Legend		
1925		N/A	1948	C	Mandan	A=Official title game		
1926	B	Fargo	1949	C	Bismarck	B=Unofficial game arranged after season		
1927-28		N/A	1950	C	Cancelled	C=Game arranged by Class A East & West Conf		
1929	B	Bismarck	1951	C	Bismarck St. Mary's	D=arranged with WDA & SE Conference in 1967 & WDA & EDC in 1968-74		
1930-32		N/A	1952	C	Williston Shanley			
1933	B	Jamestown	1953	C	Fargo Shanley			
1934	B	Grand Forks	1954	C	Fargo Shanley			

THREE DIVISION CHAMPIONS

Yr.	A Champion	B Champion	9-man Champion
1975	Fargo Shanley	Watford City	Napoleon
1976	Fargo Shanley	Watford City	Elgin
1977	Fargo Shanley	May/Port	Zeeland
1978	Fargo South	Watford City	Zeeland
1979	Dickinson Trinity	Watford City	Dakota (Arthur)
1980	Minot	Central Cass	Linton
1981	Fargo Shanley	Carrington	Hope
1982	Fargo South	Fargo Oak Grove	Sherwood
1983	Fargo Shanley	Velva	Parshall
1984	Bismarck	May/Port	Cooperstown
1985	Bismarck	Watford City	Northwood
1986	Fargo South	Watford City	New Salem-Almont
1987	Fargo South	Cavalier	Wyndmere-Lidgerwood
1988	Bismarck St. Mary's	Carrington	New England
1989	Fargo South	Beulah	PHCG
1990	Fargo South	Linton	Rollette
1991	Bismarck St. Mary's	LaMoure	Hankinson
1992	Fargo South	Lisbon	Wyndmere-Lidgerwood
1993	West Fargo	Des Lacs/Burlington	Sargent Central
1994	Bismarck St. Mary's	Minot Ryan	Edgeley-Kulm
1995	Fargo North	Killdeer	New England/Regent
1996	Fargo South	Hazen	New England/Regent

DAKOTA BOWL HISTORY

FOUR DIVISION CHAMPIONS

Yr.	AAA Champion	AA Champion	A Champion	9-man Champion
1997	Dickinson	Minot Ryan	Velva	New England
1998	West Fargo	Watford City	Harvey	Divide County
1999	West Fargo	Minot Ryan	Stanley	Central Valley
2000	Fargo North	Dickinson Trinity	Velva-Sawyer	Linton/H-M-B
2001	Bismarck	Dickinson Trinity	Velva-Sawyer	Strasburg-Zeeland
2002	West Fargo	Cavalier	Stanley-Powers Lake	Linton/H-M-B
2003	West Fargo	Cavalier	Velva-Sawyer	Linton/H-M-B
2004	Fargo South	Cavalier	Velva-Sawyer	Edgeley/Kulm
2005	GF Central	Dickinson Trinity	Velva-Sawyer	Richland
2006	Fargo South	Watford City	Velva	Napoleon/Gackle-Streeter
2007	Fargo South	Oak Grove	Harvey	Mott-Regent
2008	Bismarck	Watford City	Harvey	Hillsboro
2009	Bismarck	Shanley	Velva	Hankinson
2010	Fargo South	Shanley	Velva	Wyndmere/Lidgerwood
2011	Bismarck	Grafton	Stanley-Powers Lake	Napoleon/Gackle-Streeter
2012	Bismarck	Shanley	Hazen	New Rockford-Sheyenne
2013	Fargo South	Bismarck St. Mary's	Hazen	Cavalier
2014	Fargo Davies	Bismarck St. Mary's	Park River/ Fordville-Lankin	Cavalier
2015	Bismarck Century	Beulah	Park River Area/ Fordville-Lankin	Richland
2016	Bismarck Century	Bismarck St. Mary's	Ellendale/Edgeley/Kulm	Thompson
2017	West Fargo	Bismarck St. Mary's	Hillsboro/Central Valley	Wyndmere/Lidgerwood
2018	Bismarck	Shanley	Langdon Area/ Edmore/Munich	Thompson
2019	Bismarck Century	Hillsboro/ Central Valley	Langdon Area/Edmore/ Munich	Kidder County
2020	Bismarck Century	Bismarck St. Mary's	Langdon Area/Edmore/ Munich	Linton/HMB
2021	West Fargo Sheyenne	Jamestown	Kindred	LaMoure-Litchville/Marion
2022	Shanley	Jamestown	Velva/Drake-Anamoose/Garrison	New Salem-Almont
2023	Minot High	Fargo North	Kindred	North Prairie
2024	West Fargo Sheyenne	West Fargo Horace	Velva/Drake-Anamoose/Garrison	New Rockford-Sheyenne

OFFICIAL EVENT APPAREL



SHOP NOW



DAKOTA BOWL HISTORY

INDIVIDUAL RECORDS

MOST YARDS RUSHING:

377, Ryan Chrest, Cavalier – 2013

MOST RUSHING ATTEMPTS:

43, Jordan Dewald, Napoleon-Gackle-Streeter – 2006

BEST RUSHING AVERAGE (12 or more attempts):

23.6, Ryan Chrest, Cavalier – 2013

MOST TOUCHDOWNS RUSHING:

6, Kyle Steffes, Dickinson Trinity – 2001

LONGEST RUN FROM SCRIMMAGE:

95 yds, Isaac Jacobs, Divide County – 2012

MOST YARDS PASSING:

377, Jacob Hagler, North Star – 2011

MOST PASSES ATTEMPTED:

42, Dylan Schestler, Des Lacs-Burlington – 2016

MOST PASSES COMPLETED:

22, Dylan Schestler, Des Lacs-Burlington – 2016

BEST COMPLETION PERCENTAGE (10 or more attempts):

.923 (12-13) Maxwell McQuillan, Kindred – 2021

BEST COMPLETION PERCENTAGE (20 or more attempts):

.810 (17-21) Will Madler, Bismarck – 2018

LONGEST PASS COMPLETION:

90 yds, Dustin Erbes to Jon Griffith, Richland – 2005

LONGEST SCORING PASS RECEPTION:

90 yds, Jon Griffith, Richland – 2005

MOST PASS RECEPTIONS:

11, Daniel Grande, North Star – 2011

MOST YARDS RECEIVING:

234, Jason Moore, Dickinson – 1997

MOST TOUCHDOWNS PASSING:

5, Tim Horn, North – 2000

5, Jacob Hagler, North Star – 2011

5, Brady Heyen, Richland – 2015

MOST TOUCHDOWN RECEPTIONS:

3, Jonny Thompson, Hatton-Finley-Sharon – 1998

3, Daniel Grande, North Star – 2011

3, Cole Sorby, Thompson – 2016

MOST TOUCHDOWNS

(Rushing/Receiving/Passing/Return):

7, Payton Hochhalter, Jamestown – 2022

MOST OFFENSIVE YARDS (Passing/Rushing):

543, Jonah Schwartzenberger,

Napoleon-Gackle-Streeter – 2011

MOST PASSES INTERCEPTED:

4, Scott Kopp, Flasher-Carson – 1993

4, Kyle Ihry, Central Valley – 1999

MOST PASS INTERCEPTION YARDS:

124 yds, Brock Goldade, Harvey – 1998

LONGEST KICKOFF RETURN:

98 yds, Graham Andrist, Divide County – 1998

TOTAL YARDS - KICKOFF RETURNS:

143 yds, Graham Andrist, Divide County – 1998

LONGEST PUNT RETURN:

80 yds, Adam Cotton, Hillsboro – 1996

TOTAL YARDS - PUNT RETURNS:

95 yds, Adam Cotton, Hillsboro – 1996

TOTAL YARDS - ALL RETURNS:

179 yds, Adam Cotton, Hillsboro – 1996

LONGEST PUNT:

67 yds, Marcus Carpenter, Cavalier – 2003

BEST PUNTING AVERAGE (4 or more kicks):

50.0, Jonny Thompson, Hatton-Finley-Sharon - 1998

LONGEST FIELD GOAL:

43 yds, Ryan Matire, Bismarck St. Mary's – 2013

43 yds, Wade James, Bismarck Century – 2020

DAKOTA BOWL HISTORY

TEAM RECORDS

MOST POINTS SCORED (one team):

62, New Rockford-Sheyenne/Maddock – 2024

MOST POINTS SCORED (two teams):

92, Napoleon-Gackle-Streeter (50) vs. North Star (42) - 2011

MOST FIRST DOWNS:

38, Napoleon-Gackle-Streeter - 2011

MOST RUSHING FIRST DOWNS:

22, Bismarck St. Mary's - 2016

MOST PASSING FIRST DOWNS:

17, North Star - 2011

MOST YARDS RUSHING:

519, Cavalier - 2013

MOST RUSHING ATTEMPTS:

64, Hillsboro-Central Valley - 2018

MOST PASSES COMPLETED:

22, Des Lacs-Burlington - 2016

MOST PASSES ATTEMPTED:

44, Bismarck St. Mary's - 2021

MOST YARDS PASSING:

370, North Star - 2011

BEST PASS COMPLETION PERCENTAGE:

10 or more attempts

.923 (12-13), Kindred - 2021

MOST PASSES INTERCEPTED:

5, Flasher-Carson - 1993

5, Central Valley - 1999

MOST OFFENSIVE PLAYS:

81, North Prairie - 2015

MOST TOTAL OFFENSIVE YARDS (NET):

669, Hazen - 2012

BEST AVERAGE YARDS PER PLAY:

12.71, Cavalier - 2013

MOST FUMBLES:

5, Rolette-Wolford - 1997

5, Hillsboro – 2008

5, Grafton – 2012

5, Westhope-Newburg-Glenburn - 2012

MOST FUMBLES LOST:

5, Grafton - 2012

LONGEST GAME (time):

2:57, Hazen vs. Westhope-Newburg-Glenburn - 2012

LONGEST SCORING DRIVE (elapsed time):

11:12 (67 yards, 20 plays), Beulah - 2019

LONGEST SCORING DRIVE (distance):

99 yards (19 plays), Killdeer - 1995

NDHSAA



FRIDAY, NOVEMBER 14

LIVE FROM THE  FARGODOME

9-Man Championship

9:10 AM

Division A Championship

20 minutes after 9-Man Championship

Division AA Championship

20 minutes after Division A Championship

Division AAA Championship

6:40 PM

TV COVERAGE:
WDAY 6 - FARGO | WDAZ 8 - GRAND FORKS
KBMV 17 - BISMARCK | KMCY 14 - MINOT

 [INFORUM.com/wdayplus](https://www.inforum.com/wdayplus)

WEBSTREAM:
WDAY+ SUBSCRIPTION REQUIRED

DAKOTA BOWL HISTORY

Beulah: 2005, 15, 19, 20

Bishop Ryan: 1994, 97, 99, 2019

Bismarck: 1997, 2000, 01, 03, 07, 08, 09, 10, 11, 12, 13, 16, 18

Bismarck Century: 2011, 12, 15, 16, 18, 19, 20, 22

Bismarck St. Mary's: 1994, 95, 2013, 14, 16, 17, 18, 20, 21

Carrington: 1999, 2002

Cavalier: 2002, 03, 04, 05, 13, 14, 19, 20, 21, 22

Central Cass: 2022

Central Valley: 1999

Des Lacs-Burlington: 1993, 2016

Devils Lake: 2007, 09, 10

Dickinson: 1997

Dickinson Trinity: 2000, 01, 02, 03, 05, 06, 23

Divide County: 1998, 2005, 12

Ellendale-Edgeley-Kulm: 2016

Edgeley-Kulm: 1994, 2004

Fargo Davies: 2014, 24

Fargo North: 1995, 2000, 22, 23

Fargo South: 1993, 96, 2001, 04, 05, 06, 07, 08, 09, 10, 13

Flasher-Carson: 1993

Grafton: 1994, 2011, 12

Grand Forks Central: 1996, 2004, 05, 23

Grand Forks Red River: 2024

Hankinson: 2009

Harvey: 1993, 95, 96, 97, 98, 2001, 07, 08

Hatton-Finley-Sharon: 1998

Hazen: 1996, 2001, 12, 13

Hillsboro: 1996, 2008

Hillsboro-Central Valley: 2017, 18, 19, 21

Hope-Page: 2000

Jamestown: 1994, 2021, 22

Kidder County: 2019

Killdeer: 1995, 2014, 15, 16, 21

Kindred: 2016, 21, 23, 24

LaMoure-Litchville-Marion: 2021, 24

LaMoure-Litchville-Marion-Verona: 2003

Langdon-Munich: 2000, 09

Langdon Area-Edmore-Munich: 2017, 18, 19, 20

Larimore: 2004

Linton-HMB: 1999, 2000, 02, 03, 06, 08, 11, 20

Lisbon: 1999, 2004, 07, 20

Maddock: 2001, 02

Milnor-North Sargent: 2010, 13

Minot: 1999, 2002, 06, 14, 15, 17, 23

Mott-Regent: 2007

Napoleon-Gackle-Streeter: 2006, 07, 11

New Salem-Almont: 2022

New Salem-Almont-Glen Ullin: 2016, 18

North Star: 2011

North Prairie: 2015, 23

New England-Regent: 1995, 96

New Rockford-Sheyenne: 2003, 04, 12, 24

Oak Grove: 2007

Park River-Fordville-Lankin: 2014, 15

Parshall-White Shield: 2009

Richland: 2005, 15

Rolla-Rock Lake: 1994

Rolette-Wolford: 1997

Rugby: 1998, 2000

Sargent Central: 1993

Shanley: 2009, 10, 11, 12, 14, 15, 16, 17, 18, 22, 23

Shiloh Christian: 2014, 17

South Border: 2023

Stanley-Powers Lake: 1998, 99, 2002, 11

Strasburg-Zeeland: 2001

Thompson: 1995, 2016, 18

Turtle Lake-Mercer: 2006

Valley City: 2008

Velva-Sawyer: 1997, 2000, 01, 03, 04, 05, 06, 09, 10

Velva-Drake-Anamoose-Garrison: 2022, 24

Wahpeton: 1998, 2013

Watford City: 1997, 1998, 2006, 08

Wells County: 2010

Westhope-Newburg-Glenburn: 2012, 13

West Fargo: 1993, 1998, 1999, 2002, 03, 17, 21

West Fargo Horace: 2024

West Fargo Sheyenne: 2019, 20, 21, 24

Williams County: 2008

Wyndmere-Lidgerwood: 2010, 17

NDHSAA HISTORY & INFO



BOARD OF DIRECTORS

Patti Aanenson, President	Larimore
Mitch Lunde, Vice President	Minot
Adam Tescher	Bismarck
Nathan Berseth	Colfax
Matt Bakke	Grand Forks
Ryan Hanson	Devils Lake
Larry Derr	Glenburn
Chad Berger	Napoleon
Travis Christensen	Fargo
Dr. Shane Martin	Roseglen
Jason Simpfenderfer	Beulah
Scott Jung	New England

EXECUTIVE OFFICERS

Matthew Fetsch	Executive Director
Brian Bubach	Associate Director
Justin Fletschock	Assistant Director
Kevin Morast	Assistant Director
Nick Walton	Technology Director
Tom Mix	Media Specialist

INFORMATION CONCERNING THE NORTH DAKOTA HIGH SCHOOL ACTIVITIES ASSOCIATION

I. Membership

The NDHSAA is a non-profit organization of the high schools in the state of North Dakota. All schools eligible for membership belong to the Association. Membership is granted upon application of the School Board, at which time the school agrees to enforce the rules which the members have established and to participate in the legislative process of modification and revision of rules to fit the changing needs of member schools and students.

II. Purpose as per NDHSAA Constitution

The purpose of the Association is to contribute to the education of high school boys and girls of North Dakota by:

- Administering a program of interscholastic activities, clinics, contests and festivals among its member schools.
- Elevating the standards of good sportsmanship and encouraging growth in good citizenship, not only of high school students, but also of all others who come in contact with school activities.
- Protecting member schools, students, and personnel from exploitation of special interest groups.
- Encouraging pride in scholastic achievement as a fundamental basis for a well-balanced activities program.
- Supplementing the dramatic, literary, music and physical education programs of the schools and giving due emphasis to those tendencies which promise best to promote the mental and physical health and social well-being of all students.

III. Brief History

The activities association was founded in 1908 under the name of the High School League and originally was concerned only with athletics. In 1923 the state organization became affiliated with the National Federation of High School Athletic Associations (NFHS). A full-time executive director was employed in 1949, an assistant was added in 1963, a girls sports supervisor in 1973, and a music and speech coordinator in 1978.

In 1950 the Consolidated League, an organization of the smaller schools of the state, affiliated with the High Schools League, thereby uniting all high schools of the state under one organization. Music and speech activities were placed under the direction of the Association in 1955, and the name was changed to the North Dakota High School Activities Association at that time. Schools in the League were all one class for basketball competition from 1908 to 1932. A two-class system was used from 1933 to 1947 and a three-class system from 1948 to 1963. In 1964 the two-class system was restored and this arrangement has been in effect since then up to the present time.

Official state champions have been named in boys track since 1908 and in boys basketball since 1914. Official champions in other sports were later added as follows: boys golf and boys tennis 1938, baseball 1950; wrestling 1959; boys cross country 1961; boys hockey 1967; girls track, golf and tennis 1966; girls gymnastics 1969; girls basketball 1974; girls swimming 1974; boys swimming 1975 and girls cross country 1979. State football champions were determined off and on between 1916 and 1959, when the practice was discontinued, but were restored in 1975 when NDHSAA officially sponsored Class A, Class B and 9-man championship games. The NDHSAA Dakota Bowl - a one day event where all three football championship games are played - was introduced in 1993. In 1997, the current four division format (Division AAA, Division AA, Division A and 9-man) for NDHSAA football was introduced.

Basketball tournaments for girls were conducted by the Consolidated League for a number of years and by the NDHSAA from 1951 to 1960, at which time they were discontinued because of the small number of schools fielding teams. Girls basketball was reinstated as an NDHSAA-sponsored activity in 1973 on a district level, with separate state Class A and Class B champions being named since 1974. Class A girls volleyball state champions were first named in 1984 and Class B girls volleyball state champions were first named in 1989. Boys state soccer champions were first named in 1995 and girls state soccer champions in 1996. Girls state hockey champions were first named in 2003. Girls softball champions were first named in 2009 with separated Division A & B champions in 2012. Girls Wrestling was added as a sponsored NDHSAA Activity in 2021-22.

Three Division Basketball for Boys and Girls began in 2023-24. Three Division Volleyball began in 2024-25.

NDHSAA HISTORY & INFO



IV. Activities (Participation Numbers for 2024-25 School Year)

Athletic Activity	Schools	Boys	Girls	Total
Baseball	135	1,838	1	1,839
Basketball	166	2,937	1,992	4,929
Cross Country	127	859	724	1,583
Football - 9	72	1,005	4	1,009
Football - 11	78	3,145	9	3,154
Golf	144	1,439	769	2,208
Gymnastics	26		80	80
Ice Hockey	51	683	293	976
Soccer	32	801	783	1,584
Softball	111		1,311	1,311
Swim & Dive	29	334	423	757
Tennis	26	475	659	1,134
Track & Field	155	3,117	2,727	5,844
Volleyball	158		3,472	3,472
Wrestling	111	1,111	506	1,617
Fine Arts Activity	Schools	Boys	Girls	Total
Band	148	2,050	2,236	4,286
Orchestra	21	416	578	994
Vocal	143	1,230	2,603	3,833
Debate	27	46	57	103
One-Act Play	96	397	426	823
Speech	121	336	724	1,060
Student Congress	22	77	111	188
Cheerleaders	55	12	571	583
Dance Team	22	1	214	215

V. Registration of Officials and Interpretation Meetings

In the 2024-25 school year 2,268 officials registered with the NDHSAA. These men and women are furnished rule books for the sports in which they officiate, and examinations are provided annually in baseball, basketball, football, gymnastics, hockey, soccer, softball, swimming & diving, volleyball and wrestling. Officials are also required to complete online rules clinics in all sports and workshops in baseball, basketball, football, softball, volleyball and wrestling.

VI. School Administrator Meetings

The NDHSAA holds mandatory administrator meetings throughout North Dakota in September. The meetings cover various topics member schools should be aware of entering the school year.

VII. Cheerleader Clinics

The NDHSAA has recognized the importance of safety in cheerleading. Because of this, the Association has added rules/safety clinics for head cheer coaches of all member schools who have cheerleaders. These clinics recognize the importance of informing cheer coaches of proper safety techniques as well as emphasizing the responsibility of cheerleaders for sportsmanship and crowd control.

VIII. Organization of Association

NDHSAA BOARD OF DIRECTORS

The Board of Directors consists of 12 members. Three Board members shall be chosen from Class A Schools, one each from two geographical areas and one at-large. Four administrators of Class B schools, one high school principal as a member-at-large, one Native American at-large representative and one athletic administrator. These representatives are elected by the membership as a whole, with each school having one vote. In addition, a representative of the North Dakota School Boards Association and the Superintendent of Public Instruction serve as a member of the Board.

REPRESENTATIVE ASSEMBLY

The superintendent or high school principal or athletic administrator of each school serves as a member of the representative assembly, with each school being entitled to one vote. An annual meeting is held each year to adopt rules and regulations governing interscholastic contests and eligibility regulations. All such rules are made by the representative assembly.

DISTRICT COMMITTEES

The district activities are controlled and managed by committees elected by school officials in each area.

EXECUTIVE OFFICERS

The administration of the various programs and the implementation of the policies of the Association are placed in the hands of the Executive Director, one Associate Director, two Assistant Directors, a Technology Director and a Media Specialist who are employed by the Association.

