

NDHSAA STATE SOFTBALL

MAY 29-30-31

THARALDSON PARK



TOURNAMENT COMMITTEE



Perfect Options to Protect Each Perfect Moment.

Lucky for us, life is full of choices, big and small...Just as it should be. They define us. They make us who we are. And when it comes time for you to choose a car, home, your next big adventure, or start a new business. Farmers Union Insurance, has the variety of choices to make sure you have the perfect coverage, to protect each perfect moment.



Farmers Union
INSURANCE

fumic.com

NDHSAA STAFF & BOARD OF DIRECTORS



Matthew J. Fetsch
Executive Director



Brian Bubach
Associate Director



Justin Fletschock
Assistant Director



Kevin Morast
Assistant Director



Nick Walton
Technology
Director



Tom Mix
Media Specialist



Andrew Jordan
Wilton



Patti Aanenson
Larimore



Matt Bakke
Grand Forks



Nathan Berseth
Colfax



Chad Berger
Napoleon



Travis Christensen
Fargo



Larry Derr
Glenburn



Wayne Fox
Roseglen



Ryan Hanson
Devils Lake



Mitch Lunde
Minot



Jason
Simpenderfer
Beulah



Adam Tescher
Dept. of Public
Instruction-Bismarck

Behavior Expectations for Regular & Postseason Competitions

- Respect the American flag and the National Anthem.
- Contesting schools shall each have an authorized faculty representative present who shall be responsible for his/her school's participants, students, and fans throughout the contest.
- Spectators must wear clothing that covers the entire torso. Those who do not comply or who wear clothing that is vulgar, obscene or that in some other way inappropriate, as determined by school/tournament personnel, will be removed from the facility if they do not cooperate with this behavior expectation.
- The use of appropriate language is expected at all times. Profanity, negative chants, trash talk, name-calling, personal attacks or other acts of disrespect are unacceptable and must be immediately addressed by school/tournament administrators. Any discriminatory slur will result in immediate removal from the facility.
- Any attendee ejected from a NDHSAA regular season or tournament contest will incur a minimum three (3) game/event suspension.
- Respect the game/contest. Under no condition shall anyone other than the members of the official squad enter the playing surface. No one may interfere with the contest in any way.
- Handheld signs and flags, which do not obstruct the view of others, are permitted provided they are in good taste. Signs or other similar items contest/tournament officials deem to be in poor taste will be removed. Message or "white" boards are prohibited. The carrying of flags around the playing surface is NOT allowed.
- Artificial noisemakers of any kind (i.e. megaphones, cowbells, sirens, whistles, thunder sticks, and other similar items) are not allowed at any indoor events, including outdoor sports played at indoor venues. Exception – Megaphones appropriately used by cheerleaders are permitted if allowed by contest officials.
- Laser lights or any other lights deemed distracting to participants are strictly prohibited.
- Confetti is banned at all NDHSAA tournament venues. Tournament staff are instructed to confiscate such articles at the door.
- Objects shall not be thrown into the stands at any NDHSAA tournament venue.
- The use of unmanned aerial vehicles (UAV), also known as drones, is prohibited for any persons at NDHSAA tournament venues.

TABLE OF CONTENTS

#1 Central Cass (Region 1)

#2 Des Lacs Burlington
Lewis & Clark (Region 3)

#3 Velva/Drake-Anamoose
(Region 4)

#4 Beulah (Region 4)

Tournament Bracket

#5 Bottineau (Region 3)

Carrington (Region 2)

Hillsboro/Central Valley
(Region 1)

MayPort-C-G (Region 2)



**NDHSAA 2024 Class B Softball Champions
Kindred-Richland Vikings**

Here's an effective way for you and your community to prevent the

#1 KILLER OF TEENS.



Impact

--- Teen Drivers ---

The ND Association of Counties has teamed up with the “Impact Teen Drivers – What Do You Consider Lethal” Campaign with a free interactive program for students, teachers and law enforcement.

“Impact Teen Drivers” will help teens think about the deadly impact of distractions while driving.

To book this program, please contact:

ImpactTeens@ndaco.org
Vision Zero Outreach Program



VISION ZERO 

#1 SEED | CENTRAL CASS SQUIRRELS



Row 1: Arianna Compson, Lauren Aasmundstad, Kalli Meyer, Kesney Stahl, Kirra Gunufson, Audrey Kremer, Cora Antony, Isabelle Prante, Aliya Bruesch

Row 2: Vanna Reiland, Kylie Thompson, McKenna Hollen, Stella Runck, Diem Bullock, Saraya Olson-Tinglestad, Morgan Maasjo, Emma Dutt, Baya Reiland

Row 3: Josephine Eggl, Quinn Peterson, Keelyn Flanagan, Whitney Mitchell, Abigail Parkhouse, Olivia Rood, Adrian Hintermeister, Sophie Scherweit, Tenley Terveen, Rya Zimmerman

Row 4: Cora Sander, Bradey Bosse, Kaylee Halverson, Taylen Boeder, Aspyn Prien, Celia Brousseau, Madeline Steig, Rachel Parkhouse, Kaila Rossow

Coaches & Team Staff

Head Coach:	Scott Kost
Assistant Coaches:	Rich Amundson, Jenna Akers, Megan Kremer, Molly Terveen, Greta Gibson, Peyton Nelson, Jessie Roesler, Pat Johnson, Anna Rustad
Student Manager:	Olivia Haugen
Statistician:	Kendra Braaten

School Staff & Administration

Superintendent:	Morgan Forness
Principal:	Nikki Wixo
Activity Director:	Travis Lemar
Athletic Trainer:	Ben Carpenter

[Back to Table of Contents](#)



#1 SEED | CENTRAL CASS SQUIRRELS

Roster

No.	Name	Position	Yr
1	Sophie Scherweit	SS	10
3	Keelyn Flanagan	2B	8
5	Rya Zimmerman	OF	11
6	Kaila Rossow	1B	9
7	Kirra Gunufson	OF	11
8	Madeline Steig	3B	10
9	Kaylee Halverson	OF	10
10	Cora Sander	OF	11
12	Rachel Parkhouse	OF	10
13	Kylie Thompson	OF	9
14	Whitney Mitchell	P	10
15	Vanna Reiland	OF	9
19	Aspyn Prien	C	11
20	Emma Dutt	C	8
22	Olivia Rood	SS	8
24	Bradey Bosse	1B	11

Team Statistics

Runs/Game	12.20
Batting Average	.354
ERA	2.81

Individual Statistics

Pitching	ERA		
Whitney Mitchell	2.94		
Rya Zimmerman	2.32		
Offensive Stats	BA	Runs	RBI
Aspyn Prien	.469	41	45
Sophie Scherweit	.462	46	28
Whitney Mitchell	.439	44	26


Season Record 20-5

Opponent	Squirrels	Opp. Score
Dickinson	1	7
Beulah	14	3
Kindred-Richland	8	6
Hillsboro/CV	7	4
Northern Cass	8	3
Fargo Davies	5	8
Enderlin	18	0
Enderlin	15	0
Hankinson Coop	22	0
Hankinson Coop	28	1
Mandan	19	6
Dickinson	4	9
Minot	5	7
Bismarck Century	17	12
Hillsboro/CV	18	3
Northern Cass	16	0
West Fargo	9	6
West Fargo	6	4
Minot	0	7
Thompson	3	2
Beulah	12	2
Kindred-Richland	7	6
Region Tournament		
Maple River	23	0
Enderlin	27	0
Hillsboro/CV	12	2

[Back to Table of Contents](#)



#2 SEED | DES LACS BURLINGTON/L&C LAKERS



Row 1: Gracelynn Thomas, Leigh Miller, Bella Flick, Hayden Andersen, Harper Feller, Kynlee Holter, Kelby Sorensen, Brooklyn Dobson

Row 2: Oakleigh Skar, Ella Smith, Jerzee Marquart, Ingrid Haaland, Gretchen Deaver, Elyssa Lindahl, Sierra Yale, Peyton Morton, Gwen Deaver, Cali Bean

Row 3: Coach Moen, Coach Benno, Khyla Rosencrans, Izzy Michel, Aubree Schepp, Lily Schepp, Logen Ystaas, Piper Feller, Coach Person, Coach Guerrero

Coaches & Team Staff

Head Coach:	Peggy Person
Assistant Coaches:	Lexi Guerrero, Erica Moen, Brooklyn Benno
Student Manager:	Oakleigh Skar and Brooklyn Dobson

School Staff & Administration

Coop Schools:	Des Lacs-Burlington, Lewis & Clark-Berthold
Superintendents:	Christopher Bachmeier Marc Ritteman
Principals:	Scott Medalen Jacob Jenkins
Activity Director:	Scott Medalen Paul Rudolph



[Back to Table of Contents](#)

#2 SEED | DES LACS BURLINGTON/L&C LAKERS

Roster

No.	Name	Position	Yr
1	Hayden Andersen	IF	8
2	Elyssa Lindahl	IF	11
3	Ingrid Haaland	OF	11
4	Piper Feller	P/OF	9
6	Izzy Michel	IF	12
7	Sierra Yale	P/OF/IF	10
8	Ella Smith	OF/C	8
9	Logen Ystaas	IF	11
11	Kelby Sorensen	IF	11
13	Lily Schepp	IF/OF	9
14	Jerzee Marquart	P/IF	8
15	Khyla Rosencrans	OF	9
17	Aubree Schepp	IF	12
18	Gretchen Deaver	C	12
19	Kynlee Holter	IF	9
25	Peyten Morton	OF	7
32	Harper Feller	C/OF	7

Team Statistics

Runs/Game	12.13
Batting Average	.352
ERA	N/A



Individual Statistics

Pitching	ERA		
Sierra Yale	1.90		
Piper Feller	3.82		
Jerzee Marquart	3.50		
Offensive Stats	BA	Runs	RBI
Piper Feller	.550	36	49
Logen Ystaas	.514	48	29
Sierra Yale	.438	17	27

Season Record 21-2

Opponent	Lakers	Opp. Score
Kindred	1	2
Thompson	4	11
Valley City	8	4
MPCG	11	1
New Town	22	0
Stanley	15	0
Ray	6	2
Renville Co.	22	5
Glenburn	10	0
Divide Co.	15	0
Hillsboro-CV	9	5
MPCG	20	2
Langdon	16	3
Bottineau	10	0
Tioga	12	2
Rugby	17	0
Bishop Ryan	16	1
WF Sheyenne	4	3
Mandan	10	9
Bottineau	7	5
Region Tournament		
Rugby	13	0
Renville Co.	23	13
Bottineau	8	6

[Back to Table of Contents](#)



#3 SEED | VELVA/DRAKE-ANAMOOSE AGGIES



Row 1: Mya Davis, Emily Ulland

Row 2: Quincy Bruner, Audri Lunday, Fallon Hudkins, Marlee Kittleson, Grace Balas, Jenna Lohnes, Makena Panchot

Row 3: Tessa Clemens, Leah Volochenko, Hayden Williams, Lyla Mccasson, Kinley Peterson, Abigail Hudkins, Evi Seil, Emma Balas

Coaches & Team Staff

Head Coach:	Bryce Gutknecht
Assistant Coaches:	Jacob Effertz
Statisticians:	Cienna Clemens, Berkley Selzler

School Staff & Administration

Coop Schools:	Velva, Drake-Anamoose
Superintendent:	Monty Mayer
Principal:	Kelly Mogen
Activity Director:	Brock Nagel



[Back to
Table of
Contents](#)

#3 SEED | VELVA/DRAKE ANAMOOSE AGGIES

Roster

No.	Name	Position	Yr
1	Evi Seil	Of	12
2	Tessa Clemens	C	10
3	Makena Panchot	Of	10
4	Fallon Hudkins	Of	10
5	Quincy Bruner	Ss	7
7	Leah Volochenko	Of	11
9	Abigail Hudkins	3b	12
10	Grace Balas	P	10
11	Emma Balas	P	9
13	Audri Lunday	2b	11
14	Evalyn Selzler	C	9
17	Hayden Williams	Of	12
18	Lyla McCasson	Of	12
19	Jenna Lohnes	2b	10
21	Emily Ulland	3b	11
22	Marlee Kittleson	Of	8
23	Mya Davis	1b	10
24	Kinley Peterson	1b	12

Team Statistics

Runs/Game	10.00
Batting Average	.433
ERA	2.14

Individual Statistics

Pitching	ERA		
Grace Balas	2.02		
Emma Balas	2.55		
Offensive Stats	BA	Runs	RBI
Emma Balas	.489	26	40
Abigail Hudkins	.479	45	20
Grace Balas	.422	30	22

Season Record 22-3-2

Opponent	Aggies	Opp. Score
Kindred	6	6
Renville County	12	12
Carrington	10	0
Carrington	16	0
Bishop Ryan	13	1
Harvey/Wells Co	8	0
Heart River	12	2
Hazen	24	0
SP/Max	17	0
Nedrose	11	2
Hillsboro/CV	6	16
Beulah	2	7
Washburn	7	3
Garrison	13	0
Glenburn	18	0
Wilton	11	3
Central Mclean	7	3
Horace	4	5
Minot North	15	8
Sheyenne	16	5
Tioga	15	2
Bottineau	5	2
Thompson	9	3
Mayport CG	14	4
Region Tournament		
Washburn	19	0
Heart River	5	4
Beulah	11	0

[Back to Table of Contents](#)



#4 SEED | BEULAH MINERS



Row 1: Emma Hager, Norah Newman, Peyton Horning, Addison Dale-Geiger

Row 2: Jaycee Weil, Peyton Evans, Karlie Munck, Jayda Remboldt, Hadley Ost

Row 3: Coach Kyle Christensen, Emma Hetler, Clara Hager, Cassidy Christensen, Ellianah Weidner, Coach Cordel Weidner

Coaches & Team Staff

Head Coach:	Kyle Christensen
Assistant Coaches:	Cordel Weidner
Student Manager:	Ainsleigh Backus
Statisticians:	Jyzelle Mohl, Blakeley Schnaidt

School Staff & Administration

Coop Schools:	Beulah, Glen Ullin
Superintendents:	Carl Blackhurst Todd Hetler
Principals:	Brandon Zahn Todd Hetler
Activity Director:	Jason Simpferfer



[Back to
Table of
Contents](#)

#4 SEED | BEULAH MINERS

Roster

No.	Name	Position	Yr
2	Nora Newman	UT	8
3	Peyten Horning	OF	9
4	Addie Dale-Geiger	P	11
6	Emma Hager	SS	7
8	Jayda Remboldt	OF	12
9	Cassie Christensen	1B	11
10	Clara Hager	3B	9
11	Hadley Ost	2B	10
12	Elli Weidner	C	9
13	Emma Hetler	UT	11
17	Jaycee Weil	OF	9
32	Peyton Evans	UT	10
33	Karlie Munck	IF	10

Team Statistics

Runs/Game	8.50
Batting Average	.321
ERA	4.08

Individual Statistics

Pitching	ERA			
Addie Dale-Geiger	2.57			
Jaycee Weil	6.46			
Offensive Stats	BA	Runs	RBI	
Addie Dale-Geiger	.576	46	35	
Cassie Christensen	.465	37	30	
Elli Weidner	.395	28	41	

Season Record 19-10

Opponent	Miners	Opp. Score
Dickinson	6	12
Central Cass	3	14
Williston	3	2
Williston	1	19
Mobridge	5	3
Mobridge	7	4
Bismarck High	7	11
Bismarck High	4	15
Garrison	25	0
Central McLean	19	3
Washburn	13	2
Hazen	19	0
Harvey/WC	8	0
Legacy	7	0
Jamestown	7	11
Minot North	14	9
Mandan	0	11
Velva	7	2
Nedrose	16	1
Heart River	13	1
South Prairie/Max	9	0
GF Red River	4	10
Kindred	2	1
Central Cass	2	12
Wilton/Wing	12	2
Region Tournament		
South Prairie/Max	11	1
Central McLean	12	2
Velva	0	11
Harvey/WC	11	1

Back to
Table of
Contents



TOURNAMENT BRACKET

[Click Here For Updated Bracket](#)

CHAMPIONSHIP BRACKET

#2 Des Lacs Burlington/L&C

Game 1 | May 29

11:00 AM

Tharaldson Park

May-Port CG

Game 7 | May 30

4:00 PM

Tharaldson Park

#3 Velva-Drake/Anamoose

Game 2 | May 29

35 Min After G1

Tharaldson Park

Hillsboro/Central Valley

Game 12 | May 31

4:30 PM

Tharaldson Park

NDHSAA State Champion

#1 Central Cass

Game 3 | May 29

4:00 PM

Tharaldson Park

Carrington

Game 8 | May 30

35 Min After G7

Tharaldson Park

#4 Beulah

Game 4 | May 29

35 Min After G3

Tharaldson Park

Loser Game 7

#5 Bottineau

Game 11 | May 31

35 Min. After G10

Tharaldson Park

3rd Place

Loser Game 8

CONSOLATION BRACKET

Loser Game 1

Game 5 | May 30

11:00 AM

Tharaldson Park

Loser Game 2

Game 10 | May 31

35 Min. After G9

Tharaldson Park

5th Place

Loser Game 3

Game | May 30

35 Min After G5

Tharaldson Park

Loser Game 5

Loser Game 4

Game 9 | May 31

9:30 AM

Tharaldson Park

7th Place

Loser Game 6

EXPERIENCE
North of Normal



FARGO
MOORHEAD | WEST FARGO



#5 SEED | BOTTINEAU STARS



Row 1: Kinlee Tweed, Kennady Handeland, Harleigh Parisien, Jaelyn Grant, Peyton Robertson, Kamryn Allard, Maven Tweed

Row 2: Coach Chris LaFromboise, Anna Tiffany, Camryn Tweed, Josie Wintermute, Harmony Bliss, Lydia LaFromboise, Kaia Hennings, Jocelyn Jungling, Lauren Tagestad, Coach Carrie Tweed

Coaches & Team Staff

Head Coach:	Carrie Tweed
Assistant Coaches:	Chris LaFromboise
Statistician:	Delani Tweed

School Staff & Administration

Superintendent:	Brian Palmer
Principal:	Brian Palmer
Activity Director:	Zach Keller

[Back to Table of Contents](#)



#5 SEED | BOTTINEAU STARS

Roster

No.	Name	Position	Yr
1	Maven Tweed	P/SS	7
2	Josie Wintermute	1B	12
3	Kennady Handeland	C	10
4	Lauren Tagestad	3B	12
6	Jocelyn Jungling	4F	12
7	Camryn Tweed	CF	12
8	Harmony Bliss	1B	9
9	Kaia Hennings	P	12
10	Lydia LaFromboise	C	12
11	Kamryn Allard	LF	12
12	Anna Tiffany	2B	10
15	Harleigh Parisien	2B	12
17	Kinlee Tweed	P/CF	7
22	Jaelyn Grant	SS	12
24	Peyton Robertson	P/SS	9

Team Statistics

Runs/Game	11.23
Batting Average	.377
ERA	1.83

Individual Statistics

Pitching	ERA		
Kaia Hennings	1.92		
Offensive Stats	BA	Runs	RBI
Lydia LaFromboise	.458	33	27
Kaia Hennings	.458	26	24
Harleigh Parisien	.446	32	31

Season Record 17-5

Opponent	Stars	Opp. Score
Kindred/Richland	3	5
May-Port C G	11	0
Rugby	15	0
Washburn/C-S	8	2
New Town	19	0
Glenburn	29	2
Devils Lake	17	2
Ray	1	0
DLB-LC	0	10
Renville County	11	1
Stanley	15	0
Bishop Ryan	22	1
Minot North	10	8
West Fargo Horace	1	0
DLB-LC	5	7
Divide County	34	0
Tioga	5	0
Velva	2	6
Region Tournament		
Bishop Ryan	11	1
Ray	15	5
DLB-LC	6	8
Ray	7	0



[Back to Table of Contents](#)

CARRINGTON CARDINALS



TEGEBSON

Row 1: Gemma English, Kambry Linderman, Kenedy Trostad, Mya Cook, Kaydri Cabler, Addyson Gussiaas
 Row 2: Brynn Smith, Brooklyn Knutson, Brina Wolsey, Aubrey Neis, Lauren Hendrickson, Ella Volk, Krystal Klein
 Row 3: Kaydence VanRay, Bailey Ness, Maara Kutz, Calleigh Hewitt, Kenleigh Hinrichs, Isabel Wendel

Coaches & Team Staff

Head Coach:	Brady Smith
Assistant Coaches:	Shelby Botha
Student Manager:	Kaydri Cabler
Statistician:	Kyle Smith

School Staff & Administration

Superintendent:	Janelle Helm
Principal:	Connor Weber
Activity Director:	Karla Michaelson



[Back to
Table of
Contents](#)

CARRINGTON CARDINALS

Roster

No.	Name	Position	Yr
2	Kambry Linderman	OF	9
3	Kenedy Trostad	2B	9
4	Gemma Inghish	SS	8
5	Lauren Hendrickson	3B	11
6	Isabel Wendel	C	12
7	Calleigh Hewitt	P/SS	10
8	Kaydence VanRay	OF	12
9	Brynn Smith	1B	12
10	Bailey Ness	OF	11
11	Aubrey Neis	OF	11
13	Mya Cook	2B	9
14	Brooklyn Knudson	1B	8
16	Ella Volk	C	9
17	Maara Kutz	SS/P	9
18	Brina Wolsky	3B	8
21	Addyson Gussiaas	OF	9
23	Kenleigh Hinrichs	OF	9
24	Krystal Klein	OF	12

Team Statistics


Runs/Game	8.50
Batting Average	.365
ERA	6.21

Individual Statistics

Pitching	ERA		
Calleigh Hewitt	5.30		
Maara Kutz	6.74		
Kaydence VanRay	11.25		
Offensive Stats	BA	Runs	RBI
Maara Kutz	.507	35	23
Brynn Smith	.443	25	25
Calleigh Hewitt	.393	20	27

Season Record 11-8

Opponent	Cardinals	Opp. Score
Velva/D/A	0	10
Velva/D/A	0	16
Grafton	15	1
Central McLean	20	11
MPCG	4	9
Langdon/Munich	23	1
Midway/Minto	15	5
Larimore	12	2
Harvey	6	12
Nelson Co./Midkota	13	3
Thompson	5	16
Ray	2	3
Northern Cass	12	7
Central McLean	15	3
Harvey	7	8
Region Tournament		
Midway/Minto	12	6
Thompson	6	19
Pembina County	16	8
Thompson	15	5



[Back to Table of Contents](#)

HILLSBORO/CENTRAL VALLEY BURROS



Row 1: Aaliyah Hjelmstad, Hannah Mueller, Morgan Ptacek, Peyton Quam, Kailee Kittelson, Chloe Theis, Keira Kozojed

Row 2: Kyah Chenault, Sanna Kritzberger, Alexis Iverson, Megan Ensign, KC Hong, Claire Torgerson, Tenley Dickhoff, Destiny Ellingson

Row 3: Evelyn Willison, Lyla Bye, Assistant Coach Tim Spurgeon, Assistant Coach Serrina Klose, Head Coach Cory Erickson, Assistant Coach Molly Knutsvig, Assistant Coach MacKenzie Iverson, Carsi Hatlestad, Abigail Anderson

Coaches & Team Staff

Head Coach:	Cory Erickson
Assistant Coaches:	MacKenzie Iverson, Tim Spurgeon, Serrina Reyes

School Staff & Administration

Coop Schools:	Hillsboro, Central Valley
Superintendents:	Jon Dryburgh Jeremy Brandt
Principals:	Terry Baesler Jennifer Sundby
Activity Director:	Dave Nelson

[Back to
Table of
Contents](#)



HILLSBORO/CENTRAL VALLEY BURROS

Roster

No.	Name	Position	Yr
1	Peyton Quam	C	12
2	Hannah Mueller	OF	10
3	Kailee Kittelson	SS	12
4	Megan Ensign	P	12
5	Abigail Anderson	2B	10
6	Aaliyah Hjelmstad	OF	10
7	Sanna Kritzberger	OF	11
8	Morgan Ptacek	OF	12
9	Keira Kozojed	C/SS	9
10	Chloe Theis	2B/3B	9
11	Tenley Dickhoff	P/3B	8
12	KC Hong	SS/2B	11
13	Alexis Iverson	OF/C	9
14	Lyla Bye	1B	10
15	Evelyn Willison	1B	11
16	Destiny Ellingson	OF	12
17	Kyah Chenault	P/1B	11
20	Claire Torgerson	2B	10
22	Carsi Hatlestad	3B	12

Team Statistics

Runs/Game	8.44
Batting Average	.345
ERA	5.38

Individual Statistics

Pitching	ERA		
Megan Ensign	5.25		
Kyah Chenault	5.39		
Tenley Dickhoff	5.58		
Offensive Stats	BA	Runs	RBI
Carsi Hatlestad	.439	24	26
Kailee Kittelson	.432	26	30
Peyton Quam	.394	44	20

[Back to Table of Contents](#)

Season Record 14-11

Opponent	Burros	Opp. Score
Jamestown	2	4
WF Sheyenne	3	15
Northern Cass	10	1
Central Cass	4	7
GF Red River	4	1
GF Central	6	3
Enderlin	13	4
Northern Cass	12	0
Kindred-Richland	4	7
Enderlin	11	4
DLB/L&C	5	9
Velva/D-A	16	6
Rugby	11	2
Central Cass	3	18
Kindred-Richland	0	21
Mandan	5	17
WF Sheyenne	7	12
Minot North	6	5
Hankinson Co-op	25	0
Hankinson Co-op	17	7
Thompson	8	11
Region Tournament		
Hankinson Co-op	15	3
Kindred-Richland	8	5
Central Cass	2	12



MAYPORT CG PATRIOTS



Row 1: Audrey Ringler, Kadence Thomas, Bryn Kritzberger, Madi Sand, Parker Strand, Hudson Zerface, Alicia Foss
 Row 2: Coach Konschak, Emma Dockter, Hadley Verwest, Alex Cole, Kathryn Kroeplin, Alexa Barragan, Bailey Bergstrom, Paetyn Strand, Brooklyn Galde, Taylor Anderson, Coach Hanson
 Not Pictured: Coach Kenfield

Coaches & Team Staff

Head Coach:	Keenan Konschak
Assistant Coaches:	Sidney Kenfield, Danica Hanson
Statistician:	Kaydon Kenfield

School Staff & Administration

Coop Schools:	Mayport CG, Finley-Sharon, Hatton, Northwood
Superintendents:	Mike Bradner
Principals:	Taylor Kunkel
Activity Director:	Adam Sola



[Back to Table of Contents](#)

MAYPORT CG PATRIOTS

Roster

No.	Name	Position	Yr
2	Taylor Anderson	DP/C	11
3	Hadley Verwest	OF/P	8
4	Hudson Zerface	3B	11
6	Kathryn Kroeplin	OF	9
7	Kadence Thomas	OF/C	9
10	Bryn Kritzberger	2B/P	11
12	Bailey Bergstrom	P/1B	9
13	Emma Dockter	OF/SS	12
15	Alicia Foss	OF/SS	12
18	Brooklyn Galde	1B	12
19	Madi Sand	SS/P	12
20	Alexa Barragan	SS	12
22	Alex Cole	IF/OF	11
24	Paetyn Strand	OF/1B	10
25	Audrey Ringler	3B	10
27	Parker Strand	C/OF	12

Team Statistics

Runs/Game	10.27
Batting Average	0.381
ERA	8.01

Individual Statistics

Pitching	ERA		
Madi Sand	5.07		
Bailey Bergstrom	7.06		
Bryn Kritzberger	11.45		
Offensive Stats	BA	Runs	RBI
Parker Strand	.521	38	23
Hadley Verwest	.467	17	22
Paetyn Strand	.453	21	17

Season Record 11-11

Opponent	Patriots	Opp. Score
Bottineau	0	11
Des-Lacs Burling.	1	11
Devils Lake	15	22
Kindred	3	7
Fargo Davies	3	13
Carrington	9	4
Thompson	13	24
Northern Cass	13	14
Renville County	17	14
Des-Lacs Burling.	2	20
Velva/D-A	4	14
Nelson Co./Mid	13	11
Larimore	26	4
Grafton	19	4
Williston	0	13
Renville County	15	8
Washburn/C-S	11	8
Thompson	4	14
Northern Cass	16	12
Region Tournament		
Grafton	10	6
Pembina Co. North	22	4
Thompson	10	4



[Back to Table of Contents](#)

Element Fargo

Space to live your life



element
FARGO



Maintain balance at Element Fargo

Whether you're in town for a quick visit or settling in for a longer stay, Element Fargo provides you with everything you need to make it a place of your own - free daily Rise breakfast bar, complimentary WiFi, fully-equipped kitchens, room types for families of all sizes, indoor saline pool, oversized hot tub, bikes to borrow, and more.

Book now at elementfargo.com or call 701 478 5333

Natural Light. Open Spaces. Healthy Options.

Spacious guest rooms, free WiFi.
Signature Heavenly Bed, spa-inspired bathrooms.
Fully-equipped kitchens.

State-of-the-art fitness center, pool and bikes to borrow.
Complimentary full breakfast and evening reception.
Sustainable design and eco-friendly practices.

Element Fargo 925 19th Avenue East, West Fargo, ND 58078

elementfargo.com | **701 478 5333**

©2019 Marriott International, Inc. All Rights Reserved. All names, marks and logos are the trademarks of Marriott International, Inc., or its affiliates.

MARRIOTT
BONVOY